

---

# RF Test Report

---

Report No.: AGC00552191002EE10

**PRODUCT DESIGNATION** : Smart Phone  
**BRAND NAME** : CUBOT  
**MODEL NAME** : X20  
**APPLICANT** : Shenzhen Huafurui Technology Co., Ltd.  
**DATE OF ISSUE** : Oct. 23, 2019  
**STANDARD(S)** : EN 301 908-1 V11.1.1 (2016-07)  
: EN 301 908-13 V11.1.2 (2017-07)  
**REPORT VERSION** : V1.0

**Attestation of Global Compliance (Shenzhen) Co., Ltd**

**CAUTION:**

This report shall not be reproduced except in full without the written permission of the test laboratory and shall not be quoted out of context.



Attestation of Global Compliance

Attestation of Global Compliance(Shenzhen)Co.,Ltd.

Add: 2/F., Building 2, Sanwei Chaxi Industrial Park, Sanwei Community,  
Hangcheng Street, Bao'an District, Shenzhen, Guangdong, China

Tel: +86-755 2523 4088

E-mail: agc@agc-cert.com

Service Hotline: 400 089 2118

### Report Revise Record

Report Version	Revise Time	Issued Date	Valid Version	Notes
V1.0	/	Oct. 23, 2019	Valid	Initial release





## TABLE OF CONTENTS

<b>1. TEST REPORT CERTIFICATION.....</b>	<b>7</b>
<b>2. GENERAL INFORMATION.....</b>	<b>8</b>
2.1. DESCRIPTION OF EUT .....	8
2.2. TYPE OF PICS/PIXIT INFORMATION.....	10
<b>3. IDENTIFICATION OF THE RESPONSIBLE TESTING LOCATION.....</b>	<b>12</b>
<b>4. MEASUREMENT UNCERTAINTY.....</b>	<b>14</b>
<b>5. TEST RESULT .....</b>	<b>15</b>
5.1. APPLIED REFERENCE DOCUMENTS .....	15
5.2. TEST ENVIRONMENT/CONDITIONS .....	15
5.3. ITEMS USED IN THE TEST RESULTS LIST .....	16
5.4. TEST RESULTS LIST .....	17
<b>Appendix A for Band 1.....</b>	<b>24</b>
1. Transmitter Maximum Output Power .....	24
2. Transmitter Minimum Output Power .....	25
3. Transmitter Spectrum Emission Mask .....	26
4. Transmitter Adjacent Channel Leakage Power Ratio(ACLR) .....	46
5. Transmitter Spurious Emissions .....	66
6. Receiver Spurious Emissions .....	168
7. Radiated spurious emissions - MS in idle mode .....	172
8. Receiver Adjacent Channel Selectivity (ACS) .....	173
9. Receiver blocking characteristics .....	174

10. Receiver Spurious Response .....	176
11. Receiver Intermodulation Characteristics .....	177
12. Receiver Reference Sensitivity Level .....	178

## **Appendix B for Band 3..... 179**

1. Transmitter Maximum Output Power .....	179
2. Transmitter Minimum Output Power .....	181
3. Transmitter Spectrum Emission Mask .....	182
4. Transmitter Adjacent Channel Leakage Power Ratio(ACLR) .....	209
5. Transmitter Spurious Emissions .....	236
6. Receiver Spurious Emissions .....	382
7. Radiated spurious emissions - MS in idle mode .....	385
8. Receiver Adjacent Channel Selectivity (ACS) .....	386
9. Receiver blocking characteristics .....	387
10. Receiver Spurious Response .....	389
11. Receiver Intermodulation Characteristics .....	390
12. Receiver Reference Sensitivity Level .....	391

## **Appendix C for Band 7..... 392**

1. Transmitter Maximum Output Power .....	392
2. Transmitter Minimum Output Power .....	393
3. Transmitter Spectrum Emission Mask .....	394
4. Transmitter Adjacent Channel Leakage Power Ratio(ACLR) .....	415

5.	Transmitter Spurious Emissions .....	435
6.	Receiver Spurious Emissions .....	536
7.	Radiated spurious emissions - MS in idle mode .....	540
8.	Receiver Adjacent Channel Selectivity (ACS) .....	541
9.	Receiver blocking characteristics .....	542
10.	Receiver Spurious Response .....	544
11.	Receiver Intermodulation Characteristics .....	545
12.	Receiver Reference Sensitivity Level .....	546

#### **Appendix D for Band 8..... 547**

1.	Transmitter Maximum Output Power .....	547
2.	Transmitter Minimum Output Power .....	549
3.	Transmitter Spectrum Emission Mask .....	550
4.	Transmitter Adjacent Channel Leakage Power Ratio(ACLR) .....	570
5.	Transmitter Spurious Emissions .....	590
6.	Receiver Spurious Emissions .....	745
7.	Radiated spurious emissions - MS in idle mode .....	749
8.	Receiver Adjacent Channel Selectivity (ACS) .....	750
9.	Receiver blocking characteristics .....	751
10.	Receiver Spurious Response .....	753
11.	Receiver Intermodulation Characteristics .....	754
12.	Receiver Reference Sensitivity Level .....	755

<b>Appendix E for Band 20 .....</b>	<b>756</b>
1. Transmitter Maximum Output Power .....	756
2. Transmitter Minimum Output Power .....	757
3. Transmitter Spectrum Emission Mask .....	758
4. Transmitter Adjacent Channel Leakage Power Ratio(ACLR) .....	778
5. Transmitter Spurious Emissions .....	798
6. Receiver Spurious Emissions .....	895
7. Radiated spurious emissions - MS in idle mode .....	899
8. Receiver Adjacent Channel Selectivity (ACS) .....	900
9. Receiver blocking characteristics .....	901
10. Receiver Spurious Response .....	903
11. Receiver Intermodulation Characteristics .....	904
12. Receiver Reference Sensitivity Level .....	905
<b>APPENDIX F. RADIATED SPURIOUS EMISSIONS TEST RESULT .....</b>	<b>906</b>
<b>APPENDIX G: PHOTOGRAPHS OF TEST SETUP .....</b>	<b>916</b>



## 1. TEST REPORT CERTIFICATION

<b>Applicant</b>	Shenzhen Huafurui Technology Co., Ltd.
<b>Address</b>	Unit 1401 &1402, 14/F, Jin qi zhi gu mansion (No. 4 building of Chong wen Garden), Crossing of the Liu xian street and Tang ling road, Tao yuan street, Nan shan district, Shenzhen, P.R. China
<b>Manufacturer</b>	Shenzhen Huafurui Technology Co., Ltd.
<b>Address</b>	Unit 1401 &1402, 14/F, Jin qi zhi gu mansion (No. 4 building of Chong wen Garden), Crossing of the Liu xian street and Tang ling road, Tao yuan street, Nan shan district, Shenzhen, P.R. China
<b>Factory Name</b>	Shenzhen Huafurui Technology Co., Ltd.
<b>Address</b>	Unit 1401 &1402, 14/F, Jin qi zhi gu mansion (No. 4 building of Chong wen Garden), Crossing of the Liu xian street and Tang ling road, Tao yuan street, Nan shan district, Shenzhen, P.R. China
<b>Product Designation</b>	Smart Phone
<b>Brand Name</b>	CUBOT
<b>Test Model</b>	X20
<b>Date of test</b>	Oct. 14, 2019 to Oct. 22, 2019
<b>Deviation</b>	None
<b>Condition of Test Sample</b>	Normal
<b>Report Template</b>	AGCRT-EC-LTE2/RF

We, Attestation of Global Compliance (Shenzhen) Co., Ltd., for compliance with the requirements set forth in the European Standard ETSI EN 301 908-1/-13. The results of testing in this report apply to the product system which was tested only. Other similar equipment will not necessarily produce the same results due to production tolerance and measurement uncertainties. The test results of this report relate only to the tested sample identified in this report.

Prepared By



Donjon Huang  
(Project Engineer)

Oct. 22, 2019

Reviewed By



Max Zhang  
(Reviewer)

Oct. 23, 2019

Approved By



Forrest Lei  
( Authorized Officer )

Oct. 23, 2019



## 2. GENERAL INFORMATION

### 2.1. DESCRIPTION OF EUT

#### 2.1.1. FINAL EQUIPMENT BUILD STATUS

Details of technical specification refer to the description in follows:

<b>Product Name</b>	Smart Phone
<b>Brand Name</b>	CUBOT
<b>Test Model</b>	X20
<b>Product Type</b>	LTE
<b>Hardware Version</b>	E965_MAIN_PCB_V1.0
<b>Software Version</b>	CUBOT_X20_9071C-1_V01_20190920
<b>LTE Support Band</b>	<input checked="" type="checkbox"/> FDD Band 1 <input checked="" type="checkbox"/> FDD Band 3 <input checked="" type="checkbox"/> FDD Band 7 <input checked="" type="checkbox"/> FDD Band 8 <input checked="" type="checkbox"/> FDD Band 20 <input type="checkbox"/> TDD Band 33 <input type="checkbox"/> TDD Band 34 <input type="checkbox"/> TDD Band 38 <input type="checkbox"/> TDD Band 40 <input type="checkbox"/> TDD Band 42 <input type="checkbox"/> TDD Band 43 (EU Bands) <input checked="" type="checkbox"/> FDD Band 19 (Non-EU Bands)
<b>TX Frequency Range</b>	FDD Band 1: 1920 MHz – 1980 MHz FDD Band 3: 1710 MHz – 1785 MHz FDD Band 7: 2500 MHz – 2570 MHz FDD Band 8: 880 MHz – 915 MHz FDD Band 20: 832 MHz – 862 MHz
<b>RX Frequency Range</b>	FDD Band 1: 2110 MHz – 2170 MHz FDD Band 3: 1805 MHz – 1880 MHz FDD Band 7: 2620 MHz – 2690 MHz FDD Band 8: 925 MHz – 960 MHz FDD Band 20: 791 MHz – 821 MHz
<b>Modulation Mode</b>	QPSK/16QAM
<b>Antenna Type</b>	Hardware antenna
<b>LTE Antenna Gain</b>	Band 1:0.90dBi; Band 3:0.85dBi; Band 7:1.20dBi;Band 8:0.72dBi; Band 20:0.65dBi;
<b>Diversity Antenna Gain</b>	Band 1:0.88dBi; Band 3:0.80dBi; Band 7:1.15dBi;Band 8:0.70dBi; Band 20:0.60dBi;
<b>Power Class</b>	FDD Band 1:3, FDD Band 3:3, FDD Band 7:3, FDD Band 8:3, FDD Band 20:3;
<b>GSM Release Version</b>	N/A
<b>SIM Card Description</b>	There are dual-SIM cards, just one for GSM/WCDMA/LTE and the other only for GSM.
<b>Diversity Antenna Description</b>	Diversity antenna is only used to receive. Its purpose is to increase sensitivity of LTE. The receiver items test results in the report already contain the diversity antenna test.

### 2.1.2. PHOTOGRAPHS OF THE EUT

Please see APPENX A for photographs of the EUT.

### 2.1.3. IDENTIFICATION OF SAMPLES EUT

The EUT Identity consists of numerical and letter characters (see the table below), the first five numerical characters indicates the Type of the EUT defined by AGC, the next letter character indicates the test sample, and the following two numerical characters indicates the software version of the test sample.

#### SAMPLE A01

Sample Reference Number	A01
Factory Name	Shenzhen Huafurui Technology Co., Ltd.
Test Model	X20
Product Type	FDD Band 1; FDD Band 3; FDD Band 7; FDD Band 8; FDD Band 20;
Frequency Bands	QPSK/16QAM;



## 2.2. TYPE OF PICS/PIXIT INFORMATION

Item	Operating bands RF Baseline Implementation capabilities	Support	Allowed Value	Comments
1	Frequency band: 1920-1980, 2110-2170 MHz	YES	Yes/No	Band 1
2	Frequency band: 1850-1910, 1930-1990 MHz	NO	Yes/No	Band 2
3	UE Power Class 3 (+23 dBm)	YES	Yes/No	--
4	Frequency band: 1710-1785, 1805-1880 MHz	YES	Yes/No	Band 3
5	Frequency band: 1710-1755, 2110-2155 MHz	NO	Yes/No	Band 4
6	Frequency band: 824-849, 869-894 MHz	NO	Yes/No	Band 5
7	Frequency band: 830-840, 875-885 MHz	NO	Yes/No	Band 6
8	Frequency band: 2500-2570, 2620-2690 MHz	YES	Yes/No	Band 7
9	Frequency band: 880-915, 925-960 MHz	YES	Yes/No	Band 8
10	Frequency band: 1749.9-1784.9, 1844.9-1879.9 MHz	NO	Yes/No	Band 9
11	Frequency band: 1710-1770, 2110-2170 MHz	NO	Yes/No	Band 10
12	Frequency band: 1427.9-1452.9, 1475.9-1500.9 MHz	NO	Yes/No	Band 11
13	Frequency band: 699-716, 729-746 MHz	NO	Yes/No	Band 12
14	Frequency band: 777-787, 746-756 MHz	NO	Yes/No	Band 13
15	Frequency band: 788-798, 758-768 MHz	NO	Yes/No	Band 14
16	Reserved	NO	Yes/No	Band 15
17	Reserved	NO	Yes/No	Band 16
18	Frequency band: 704 – 716 , 734 – 746 MHz	NO	Yes/No	Band 17
19	Frequency band: 815-830, 860-875 MHz	NO	Yes/No	Band 18
20	Frequency band: 830-845, 875-890 MHz	NO	Yes/No	Band 19
21	Frequency band: 832-862, 791-821 MHz	YES	Yes/No	Band 20
22	Frequency band: 1447.9-1462.9, 1495.9-1510.9 MHz	NO	Yes/No	Band 21
23	Frequency band: 3410-3490, 3510-3590 MHz	NO	Yes/No	Band 22
24	Frequency band: 2000-2020, 2180-2200 MHz	NO	Yes/No	Band 23



25	Frequency band: 1626.5-1660.5,1525-1559 MHz	NO	Yes/No	Band 24
26	Frequency band: 1850-1915,1930-1995 MHz	NO	Yes/No	Band 25
27	Frequency band: 814-849,859-894 MHz	NO	Yes/No	Band 26
28	Frequency band: 807-824,852-869 MHz	NO	Yes/No	Band 27
29	Frequency band: 703-748,758-803 MHz	NO	Yes/No	Band 28
30	Frequency band: N/A,DL: 717-728 MHz	NO	Yes/No	Band 29
31	Frequency band:2305-2315, 2350- 2360 MHz	NO	Yes/No	Band 30
32	Frequency band:452.5-457.5, 462.5 - 467.5MHz	NO	Yes/No	Band 31
33				...
34	Frequency band:1900-1920, 1900-1920 MHz	NO	Yes/No	Band 33
35	Frequency band:2010-2025, 2010-2025 MHz	NO	Yes/No	Band 34
36	Frequency band:18501910, 1850-1910 MHz	NO	Yes/No	Band 35
37	Frequency band:1930-1990, 1930-1990 MHz	NO	Yes/No	Band 36
38	Frequency band:19101930, 1910-1930 MHz	NO	Yes/No	Band 37
39	Frequency band:2570-2620, 2570-2620 MHz	NO	Yes/No	Band 38
40	Frequency band:1880-1920, 1880-1920 MHz	NO	Yes/No	Band 39
41	Frequency band:2300-2400, 2300-2400 MHz	NO	Yes/No	Band 40
42	Frequency band:2496-2690, 2496- 2690 MHz	NO	Yes/No	Band 41
43	Frequency band:3400-3600, 3400-3600 MHz	NO	Yes/No	Band 42
44	Frequency band:3600-3800, 3600-3800 MHz	NO	Yes/No	Band 43
45	Frequency band:703-803, 703-803 MHz	NO	Yes/No	Band 44

Note 1: Band 6 is not applicable.

Note 2: Restricted to E-UTRA operation when carrier aggregation is configured. The downlink operating band is paired with the uplink operating band (external) of the carrier aggregation configuration that is supporting the configured Pcell.

### 3. IDENTIFICATION OF THE RESPONSIBLE TESTING LOCATION

<b>Test Site</b>	Attestation of Global Compliance (Shenzhen) Co., Ltd
<b>Location</b>	1-2/F, Building 19, Junfeng Industrial Park, Chongqing Road, Heping Community, Fuhai Street, Bao 'an District, Shenzhen, Guangdong, China

#### LIST OF EQUIPMENTS USED OF AGC&NETC

No.	Type	Manufacturer	S/N	Cal. Date	Cal. Due
1	H & T Chamber ETH225-40A	Test EQ	WIT-05121302	Feb. 27, 2019	Feb. 26, 2020
2	Wireless communication test CMW500	R&S	120909	July 11, 2019	July 10, 2020
3	Wireless communication test set 8960	Agilent	GB46200384	July 11, 2019	July 10, 2020
4	Power Splitter 7100LC	KALMUS	04-02/17-06-001	June 12,2019	June 11, 2020
5	Attenuator	JFW	50FHC-006-50	June 12,2019	June 11, 2020
6	Vector Signal Generator SMU200A	R&S	104332	Sep. 09, 2019	Sep. 08, 2020
8	EXA Signal Analyzer N9010A	Agilent	MY53470504	Dec. 20, 2018	Dec. 19, 2019
9	MXG Vector Signal Generator N5182A	AGILENT	MY50140530	Sep. 09, 2019	Sep. 08, 2020
10	PSG Analog Signal Generator E8257D	AGILENT	MY45141029	Sep. 09, 2019	Sep. 08, 2020
11	MXA Signal Analyzer N9020A	AGILENT	W1312-60196	Dec. 20, 2018	Dec. 19, 2019
12	Universal Switch Control Unit	JS TONSCEND	N/A	---	---
13	Programmable Power Supply PPT-1830	GW INSTEK	EM907629	Sep. 09, 2019	Sep. 08, 2020
14	DC Power Source	N/A	GBD-60V30A	Feb. 27, 2019	Feb. 26, 2020
15	Attenuator	JFW	50FHC-006-50	June 12,2019	June 11, 2020
16	EMI Test Receiver	ESCI	100694	June 12,2019	June 11, 2020
17	Double-Ridged Waveguide Horn Antenna 3117	ETS LINDGREN	00034609	Mar. 01, 2018	Feb. 28, 2020
18	Broadband Antenna VULB9168	SCHWARZBECK	D69250	Mar. 01, 2018	Feb. 28, 2020
19	Triple Loop Antenna RF300	LAPLACE	N/A	Mar. 01, 2018	Feb. 28, 2020



Attestation of Global Compliance

Attestation of Global Compliance(Shenzhen)Co.,Ltd.

Add: 2/F., Building 2, Sanwei Chaxi Industrial Park, Sanwei Community,  
Hangcheng Street, Bao'an District, Shenzhen, Guangdong, China

Tel: +86-755 2523 4088

E-mail: agc@agc-cert.com

Service Hotline: 400 089 2118



No.	Type	Manufacturer	S/N	Cal. Date	Cal. Due
20	Artificial Mains Network ENV4200	R&S	101116	July 11, 2019	July 10, 2020
21	Artificial Mains Network ENV216	R&S	101242	July 11, 2019	July 10, 2020
22	Filter Bank Notch 1(880-915MHz)	MICRO-TRONIC S	010	Feb. 27, 2019	Feb. 26, 2020
23	Filter Bank Notch 2(1710-1785MHz)	MICRO-TRONIC S	009	Feb. 27, 2019	Feb. 26, 2020
24	Filter Bank Notch 3(1920-1980MHz)	MICRO-TRONIC S	008	Feb. 27, 2019	Feb. 26, 2020



Attestation of Global Compliance

Attestation of Global Compliance(Shenzhen)Co.,Ltd.

Add: 2/F., Building 2, Sanwei Chaxi Industrial Park, Sanwei Community,  
Hangcheng Street, Bao'an District, Shenzhen, Guangdong, China

Tel: +86-755 2523 4088

E-mail: agc@agc-cert.com

Service Hotline: 400 089 2118

#### 4. MEASUREMENT UNCERTAINTY

Parameter	Conditions	Test System Uncertainty
Transmitter Maximum Output power	--	$\pm 0,7$ dB
Transmitter spectrum emissions mask	--	$\pm 1,5$ dB
Transmitter spurious emissions	9 kHz < f ≤ 4 GHz: $\pm 2,0$ dB 4 GHz < f ≤ 12,75 GHz: $\pm 4,0$ dB	$\pm 2,0$ dB $\pm 4,0$ dB
Transmitter Minimum output power	--	$\pm 1,0$ dB
Receiver Adjacent Channel Selectivity(ACS)	--	$\pm 1,1$ dB
Receiver Blocking characteristics	1 MHz < finterferer ≤ 3 GHz 3 GHz < finterferer ≤ 12,75 GHz	$\pm 1,3$ dB $\pm 3,2$ dB
Receiver spurious response	1 MHz < finterferer ≤ 3 GHz 3 GHz < finterferer ≤ 12,75 GHz	$\pm 1,3$ dB $\pm 3,2$ dB
Receiver intermodulation characteristics	--	$\pm 1,4$ dB
Receiver spurious emissions	30 MHz ≤ f ≤ 4,0 GHz: $\pm 2,0$ dB 4 GHz < f ≤ 12,75 GHz: $\pm 4,0$ dB	$\pm 2,0$ dB $\pm 4,0$ dB
Transmitter adjacent channel leakage power ratio	--	$\pm 0,8$ dB

NOTE 1: For RF tests it should be noted that the uncertainties in table 5.2-1 apply to the test system operating into a nominal 50 Ω load and do not include system effects due to mismatch between the EUT and the test system.

NOTE 2: If the test system for a test is known to have a measurement uncertainty greater than that specified in table 5.2-1, this equipment can still be used provided that an adjustment is made follows: any additional uncertainty in the test system over and above that specified in table 5.2-1 should be used to tighten the test requirements - making the test harder to pass (for some tests, e.g. receiver tests, this may require modification of stimulus signals). This procedure will ensure that a test system not compliant with table 5.2-1 does not increase the probability of passing an EUT that would otherwise have failed a test if a test system compliant with table 5.2-1 had been used.

## 5. TEST RESULT

### 5.1. APPLIED REFERENCE DOCUMENTS

Leading reference documents for testing:

No.	Identity	Document Title
1	ETSI EN 301 908-1	IMT cellular networks; Harmonised Standard covering the essential requirements of article 3.2 of the Directive 2014/53/EU; Part 1: Introduction and common requirements
2	ETSI EN 301 908-13	IMT cellular networks; Harmonised Standard covering the essential requirements of article 3.2 of the Directive 2014/53/EU; Part 13: Evolved Universal Terrestrial Radio Access (E-UTRA) User Equipment (UE)

Specific reference documents for testing:

No.	Identity	Document Title
3	ETSI TS 136 521-1	LTE; Evolved Universal Terrestrial Radio Access (E-UTRA); User Equipment (UE) conformance specification; Radio transmission and reception; Part 1: Conformance testing

### 5.2. TEST ENVIRONMENT/CONDITIONS

Normal Temperature (NT)	15 ... 35 °C
Relative Humidity	30 ... 75 %
Air Pressure	980 ... 1020 kPa
Adapter Test Model Name	HJ-0502000W2-EU
Details of Power Supply (Rated Input)	AC100-240V, 50/60Hz,0.3A
Details of Power Supply (Rated Output)	DC5.0V,2000mA
Extreme Temperature	Low Temperature (TL) = -10°C High Temperature (TH) = +40°C
Extreme Voltage of the EUT	Low Voltage = DC 3.45V Normal Voltage = DC 3.85V High Voltage = DC 4.40V

**Note:** The Limit Voltage 4.40V was declared by manufacturer,  
The EUT couldn't be operate normally with higher voltage.  
The maximum temperature of 40°C is not a standard requirement and is measured according to the maximum service temperature stated by the manufacturer.

### 5.3. ITEMS USED IN THE TEST RESULTS LIST

Terms in the column “Verdict” for the test results list of the section:

Verdict	Description
PASS	EUT passed this test case
FAIL	EUT failed this test case
INC.	EUT did not pass and did not fail this test case, therefore the verdict is inconclusive
FOUR-FAITH	Test case not applicable for the EUT, see the column “Note” for detailed





#### 5.4. TEST RESULTS LIST

##### ETSI EN 301 908-1

Test case	Description	Condition	FDD Band 1		FDD Band 3		FDD Band 7	
			Sample	Result	Sample	Result	Sample	Result
5.3.1	Radiated emission (UE)	NTC	A01	PASS	A01	PASS	A01	PASS
5.3.3	Control and monitoring functions (UE)	NTC	A01	PASS	A01	PASS	A01	PASS

Test case	Description	Condition	FDD Band 8		FDD Band 20	
			Sample	Result	Sample	Result
5.3.1	Radiated emission (UE)	NTC	A01	PASS	A01	PASS
5.3.3	Control and monitoring functions (UE)	NTC	A01	PASS	A01	PASS





## ETSI EN 301 908-13

Test case in ETSI	Description	Test Channel Bandwidths	condition	FDD Band 3	
				Sample	Result
4.2.2	Transmitter Maximum Output Power	1.4MHz 5MHz 20MHz	NTC	A01	PASS
			HTHV	A01	PASS
			HTLV	A01	PASS
			LTHV	A01	PASS
			LTLV	A01	PASS
4.2.5	Transmitter Minimum Output Power	1.4MHz 5MHz 20MHz	NTC	A01	PASS
			HTHV	A01	PASS
			HTLV	A01	PASS
			LTHV	A01	PASS
			LTLV	A01	PASS
4.2.3	Transmitter Spectrum Emission Mask	1.4MHz 5MHz 10MHz 20MHz	NTC	A01	PASS
4.2.11	Transmitter Adjacent Channel Leakage Power Ratio	1.4MHz 5MHz 10MHz 20MHz	NTC	A01	PASS
			HTHV	A01	PASS
			HTLV	A01	PASS
			LTHV	A01	PASS
			LTLV	A01	PASS
4.2.4	Transmitter Spurious Emissions	1.4MHz 5MHz 20MHz	NTC	A01	PASS



Attestation of Global Compliance

Attestation of Global Compliance(Shenzhen)Co.,Ltd.

Add: 2/F., Building 2, Sanwei Chaxi Industrial Park, Sanwei Community,  
Hangcheng Street, Bao'an District, Shenzhen, Guangdong, China

Tel: +86-755 2523 4088

E-mail: agc@agc-cert.com

Service Hotline: 400 089 2118

4.2.6	Receiver Adjacent Channel	1.4MHz 5MHz 20MHz	NTC	A01	PASS
4.2.7	Receiver Blocking Characteristics	1.4MHz 5MHz 20MHz	In band	A01	PASS
	Receiver Blocking Characteristics		Out Band	A01	PASS
	Receiver Blocking Characteristics		Narrow Band	A01	PASS
4.2.8	Receiver Spurious Response	1.4MHz 5MHz 20MHz	NTC	A01	PASS
4.2.9	Receiver Intermodulation Characteristics	1.4MHz 5MHz 20MHz	NTC	A01	PASS
4.2.10	Receiver Spurious Emissions	20MHz	NTC	A01	PASS
4.2.12	Receiver Reference Sensitivity Level	1.4MHz 5MHz 20MHz	NTC	A01	PASS

Channel Bandwidths to be tested: lowest, 1.4 MHz and 20 MHz highest channel bandwidth  
Band 3: 1.4MHz/3MHz/5MHz/10MHz/15MHz/20MHz

Teat case in ETSI	Description	Test Channel Bandwidths	condition	FDD Band 8	
				Sample	Result
4.2.2	Transmitter Maximum Output Power	1.4MHz 5MHz 10MHz	NTC	A01	PASS
			HTHV	A01	PASS
			HTLV	A01	PASS
			LTHV	A01	PASS
			LTLV	A01	PASS
4.2.5	Transmitter Minimum Output Power	1.4MHz 5MHz 10MHz	NTC	A01	PASS
			HTHV	A01	PASS
			HTLV	A01	PASS
			LTHV	A01	PASS
			LTLV	A01	PASS
4.2.3	Transmitter Spectrum Emission Mask	1.4MHz 5MHz 10MHz	NTC	A01	PASS
4.2.11	Transmitter Adjacent Channel Leakage Power Ratio	1.4MHz 5MHz 10MHz	NTC	A01	PASS
			HTHV	A01	PASS
			HTLV	A01	PASS
			LTHV	A01	PASS
			LTLV	A01	PASS
4.2.4	Transmitter Spurious Emissions	1.4MHz 5MHz 10MHz	NTC	A01	PASS



4.2.6	Receiver Adjacent Channel	1.4MHz 5MHz 10MHz	NTC	A01	PASS
4.2.7	Receiver Blocking Characteristics	1.4MHz 5MHz 10MHz	In band	A01	PASS
	Receiver Blocking Characteristics		Out Band	A01	PASS
	Receiver Blocking Characteristics		Narrow Band	A01	PASS
4.2.8	Receiver Spurious Response	1.4MHz 5MHz 10MHz	NTC	A01	PASS
4.2.9	Receiver Intermodulation Characteristics	1.4MHz 5MHz 10MHz	NTC	A01	PASS
4.2.10	Receiver Spurious Emissions	10MHz	NTC	A01	PASS
4.2.12	Receiver Reference Sensitivity Level	1.4MHz 5MHz 10MHz	NTC	A01	PASS

Channel Bandwidths to be tested: lowest, 5 MHz and highest channel bandwidth  
Band 8: 1.4MHz/3MHz/5MHz/10MHz



Teat case in ETSI	Description	Test Channel Bandwidths	condition	FDD Band 1		FDD Band 7		FDD Band 20		Remark
				Sample	Result	Sample	Result	Sample	Result	
4.2.2	Transmitter Maximum Output Power	5MHz 20MHz	NTC	A01	PASS	A01	PASS	A01	PASS	--
			HTHV	A01	PASS	A01	PASS	A01	PASS	--
			HTLV	A01	PASS	A01	PASS	A01	PASS	--
			LTHV	A01	PASS	A01	PASS	A01	PASS	--
			LTLV	A01	PASS	A01	PASS	A01	PASS	--
4.2.5	Transmitter Minimum Output Power	5MHz 20MHz	NTC	A01	PASS	A01	PASS	A01	PASS	--
			HTHV	A01	PASS	A01	PASS	A01	PASS	--
			HTLV	A01	PASS	A01	PASS	A01	PASS	--
			LTHV	A01	PASS	A01	PASS	A01	PASS	--
			LTLV	A01	PASS	A01	PASS	A01	PASS	--
4.2.3	Transmitter Spectrum Emission Mask	5MHz 10MHz 20MHz	NTC	A01	PASS	A01	PASS	A01	PASS	--
4.2.11	Transmitter Adjacent Channel Leakage Power Ratio	5MHz 10MHz 20MHz	NTC	A01	PASS	A01	PASS	A01	PASS	--
			HTHV	A01	PASS	A01	PASS	A01	PASS	--
			HTLV	A01	PASS	A01	PASS	A01	PASS	--
			LTHV	A01	PASS	A01	PASS	A01	PASS	--
			LTLV	A01	PASS	A01	PASS	A01	PASS	--
4.2.4	Transmitter Spurious Emissions	5MHz 20MHz	NTC	A01	PASS	A01	PASS	A01	PASS	--





4.2.6	Receiver Adjacent Channel	5MHz 20MHz	NTC	A01	PASS	A01	PASS	A01	PASS	--
4.2.7	Receiver Blocking Characteristics	5MHz 20MHz	In band	A01	PASS	A01	PASS	A01	PASS	--
	Receiver Blocking Characteristics		Out Band	A01	PASS	A01	PASS	A01	PASS	--
	Receiver Blocking Characteristics		Narrow Band	A01	PASS	A01	PASS	A01	PASS	--
4.2.8	Receiver Spurious Response	5MHz 20MHz	NTC	A01	PASS	A01	PASS	A01	PASS	--
4.2.9	Receiver Intermodulation Characteristics	5MHz 20MHz	NTC	A01	PASS	A01	PASS	A01	PASS	--
4.2.10	Receiver Spurious Emissions	20MHz	NTC	A01	PASS	A01	PASS	A01	PASS	--
4.2.12	Receiver Reference Sensitivity Level	5MHz 20MHz	NTC	A01	PASS	A01	PASS	A01	PASS	--

Channel Bandwidths to be tested: lowest, 5 MHz and highest channel 20MHz bandwidth.

- Note:** 1. Test reports have put the diversity antenna coupled together by the power divider test.  
2. The test result is SIM Card 1 ( only SIM Card 1 support LTE ) and recorded in the test report.

## Appendix A for Band 1

### 1. Transmitter Maximum Output Power

#### Test Result

Note: All the modes had been tested, but only the worst data recorded in the report.

NTNV

**Channel Bandwidth=Lowest (5 MHz)**

Channel Bandwidth=Lowest (5 MHz)							
Condition	Modulation	Channel Bandwidth	Channel	RB allocation		Average Power (dBm)	Verdict
				RB Size	RB Offset		
Normal	QPSK	5 MHz	Low range	1	0	24.07	Pass
					max	24.08	Pass
				Partial	0	24.09	Pass
					max	24.15	Pass
			Mid range	1	0	24.02	Pass
					max	24.01	Pass
				Partial	0	24.09	Pass
					max	24.08	Pass
			High range	1	0	24.07	Pass
					max	24.08	Pass
				Partial	0	24.12	Pass
					max	24.08	Pass

**Channel Bandwidth=Highest (20 MHz)**

Channel Bandwidth=Highest (20 MHz)							
Condition	Modulation	Channel Bandwidth	Channel	RB allocation		Average Power (dBm)	Verdict
				RB Size	RB Offset		
Normal	QPSK	20 MHz	Low range	1	0	24.04	Pass
					max	23.96	Pass
				Partial	0	23.96	Pass
					max	23.89	Pass
			Mid range	1	0	23.99	Pass
					max	23.94	Pass
				Partial	0	23.91	Pass
					max	23.91	Pass
			High range	1	0	23.86	Pass
					max	23.86	Pass
				Partial	0	23.98	Pass
					max	23.91	Pass

## 2. Transmitter Minimum Output Power

### Test Result

Note: All the modes had been tested, but only the worst data recorded in the report.

NTNV

**Channel Bandwidth=Lowest (5 MHz)**

Channel Bandwidth=Lowest (5 MHz)							
Condition	Modulation	Channel Bandwidth	Channel	RB allocation		Average Power (dBm)	Verdict
				RB Size	RB Offset		
Normal	QPSK	5 MHz	Low range	Full	0	-48.42	Pass
			Mid range	Full	0	-50.61	Pass
			High range	Full	0	-50.73	Pass

**Channel Bandwidth=Highest (20 MHz)**

Channel Bandwidth=Highest (20 MHz)							
Condition	Modulation	Channel Bandwidth	Channel	RB allocation		Average Power (dBm)	Verdict
				RB Size	RB Offset		
Normal	QPSK	20 MHz	Low range	Full	0	-50.73	Pass
			Mid range	Full	0	-50.44	Pass
			High range	Full	0	-50.54	Pass



### 3. Transmitter Spectrum Emission Mask

#### Test Result

NTNV

Channel Bandwidth=Lowest (5 MHz)

Channel Bandwidth=Lowest (5 MHz)							
Condition	Modulation	Channel Bandwidth	Channel	RB allocation		UE output power	Verdict
				RB Size	RB Offset		
Normal	QPSK	5 MHz	Low range	Partial	0	PUMAX	Pass
					max	PUMAX	Pass
				Full	0	PUMAX	Pass
			Mid range	Partial	0	PUMAX	Pass
					max	PUMAX	Pass
				Full	0	PUMAX	Pass
			High range	Partial	0	PUMAX	Pass
					max	PUMAX	Pass
				Full	0	PUMAX	Pass
	16QAM		Low range	Partial	0	PUMAX	Pass
					max	PUMAX	Pass
				Full	0	PUMAX	Pass
			Mid range	Partial	0	PUMAX	Pass
					max	PUMAX	Pass
				Full	0	PUMAX	Pass
			High range	Partial	0	PUMAX	Pass
					max	PUMAX	Pass
				Full	0	PUMAX	Pass

Channel Bandwidth= (10 MHz)

Channel Bandwidth= (10 MHz)							
Condition	Modulation	Channel Bandwidth	Channel	RB allocation		UE output power	Verdict
				RB Size	RB Offset		
Normal	QPSK	10 MHz	Low range	Partial	0	PUMAX	Pass
					max	PUMAX	Pass
				Full	0	PUMAX	Pass
			Mid range	Partial	0	PUMAX	Pass
					max	PUMAX	Pass
				Full	0	PUMAX	Pass
			High range	Partial	0	PUMAX	Pass
					max	PUMAX	Pass
				Full	0	PUMAX	Pass
	16QAM		Low range	Partial	0	PUMAX	Pass



Attestation of Global Compliance

Attestation of Global Compliance(Shenzhen)Co.,Ltd.

Add: 2/F., Building 2, Sanwei Chaxi Industrial Park, Sanwei Community,  
Hangcheng Street, Bao'an District, Shenzhen, Guangdong, China

Tel: +86-755 2523 4088 E-mail: agc@agc-cert.com Service Hotline: 400 089 2118



					max	PUMAX	Pass
				Full	0	PUMAX	Pass
			Mid range	Partial	0	PUMAX	Pass
					max	PUMAX	Pass
				Full	0	PUMAX	Pass
			High range	Partial	0	PUMAX	Pass
					max	PUMAX	Pass
				Full	0	PUMAX	Pass

### Channel Bandwidth=Highest (20 MHz)

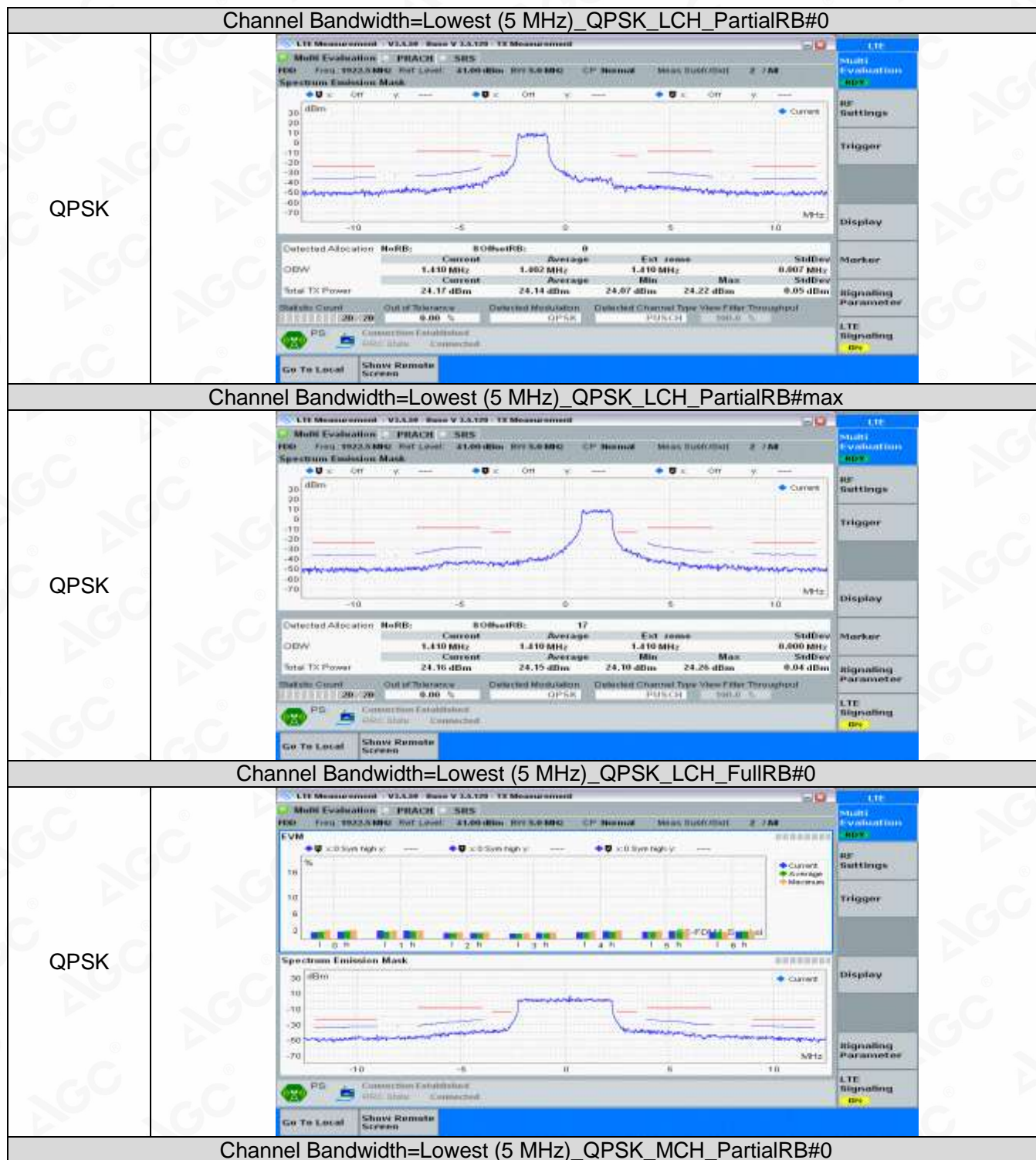
Channel Bandwidth=Highest (20 MHz)							
Condition	Modulation	Channel Bandwidth	Channel	RB allocation		UE output power	Verdict
				RB Size	RB Offset		
Normal	QPSK	20 MHz	Low range	Partial	0	PUMAX	Pass
					max	PUMAX	Pass
				Full	0	PUMAX	Pass
			Mid range	Partial	0	PUMAX	Pass
					max	PUMAX	Pass
				Full	0	PUMAX	Pass
			High range	Partial	0	PUMAX	Pass
					max	PUMAX	Pass
				Full	0	PUMAX	Pass
	16QAM		Low range	Partial	0	PUMAX	Pass
					max	PUMAX	Pass
				Full	0	PUMAX	Pass
			Mid range	Partial	0	PUMAX	Pass
					max	PUMAX	Pass
				Full	0	PUMAX	Pass
			High range	Partial	0	PUMAX	Pass
					max	PUMAX	Pass
				Full	0	PUMAX	Pass



## Test Graphs

NTNV

Channel Bandwidth=Lowest (5 MHz)



Attestation of Global Compliance

Attestation of Global Compliance(Shenzhen)Co.,Ltd.

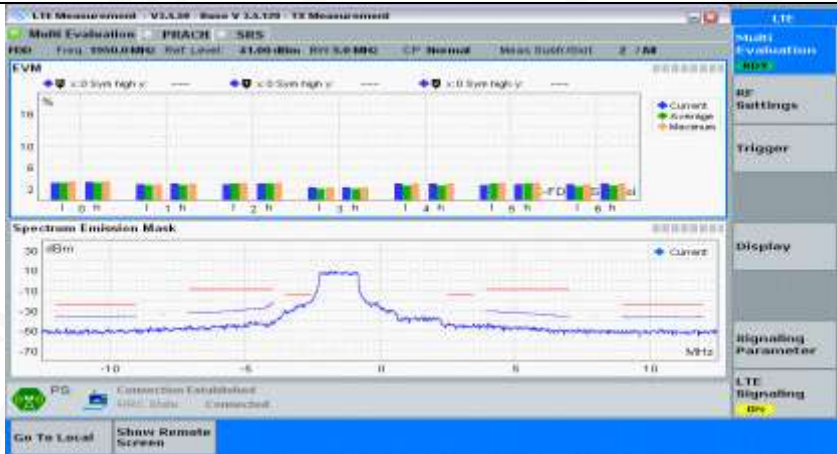
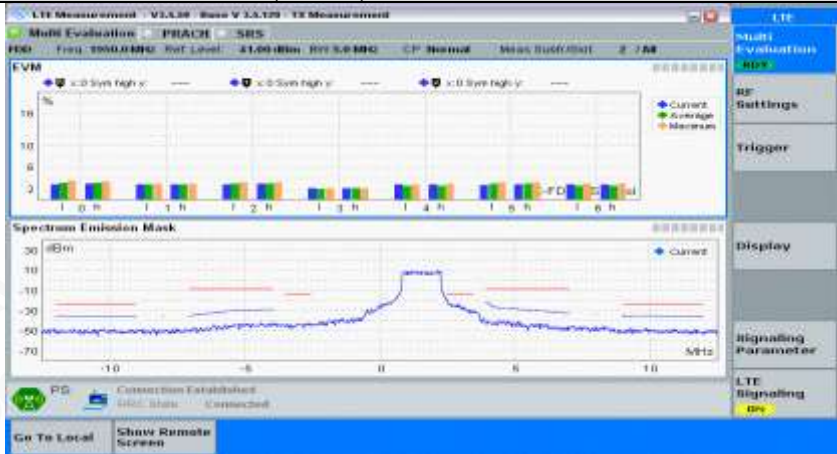
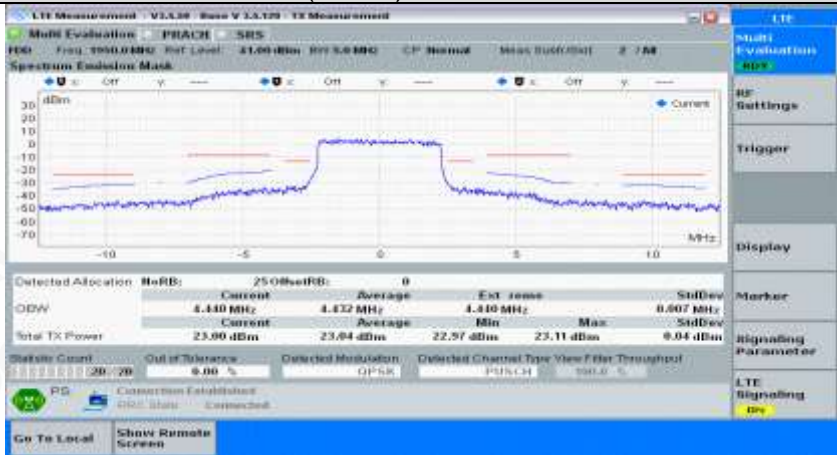
Add: 2/F., Building 2, Sanwei Chaxi Industrial Park, Sanwei Community,  
Hangcheng Street, Bao'an District, Shenzhen, Guangdong, China


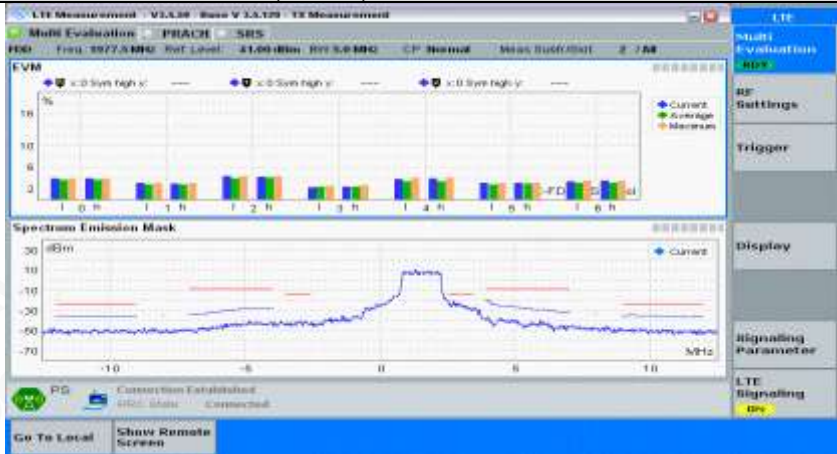

Tel: +86-755 2523 4088

E-mail: agc@agc-cert.com

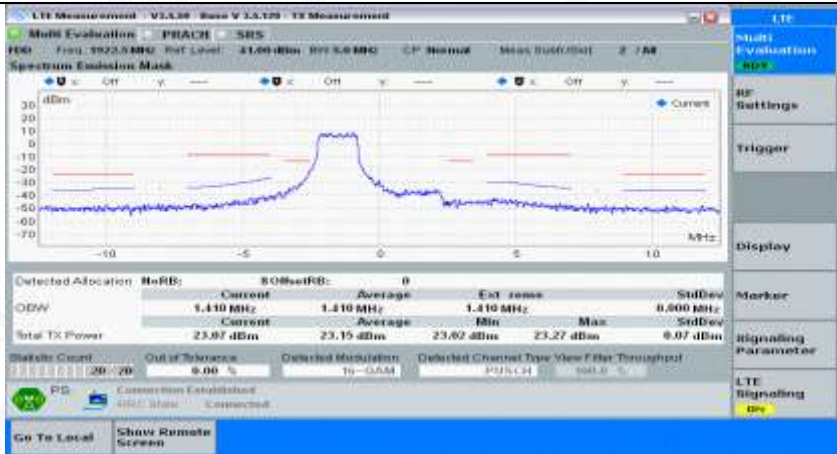
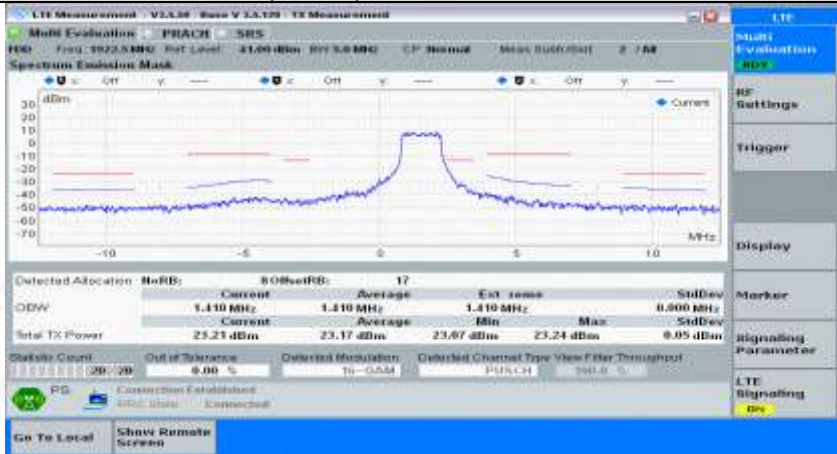
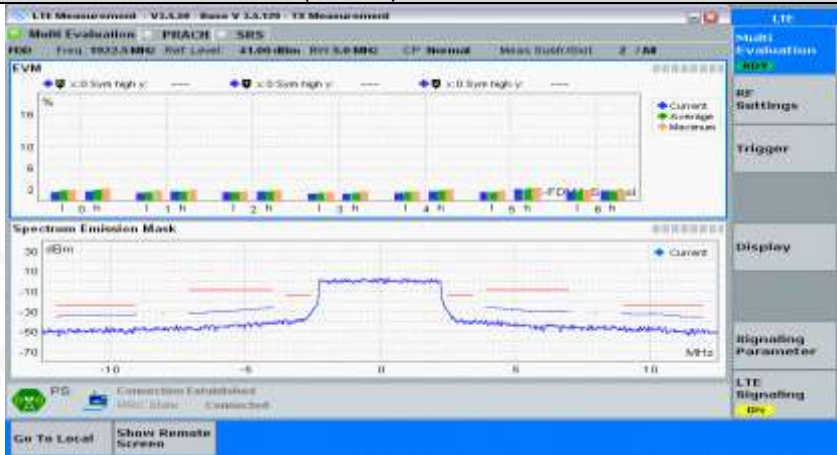
Service Hotline: 400 089 2118

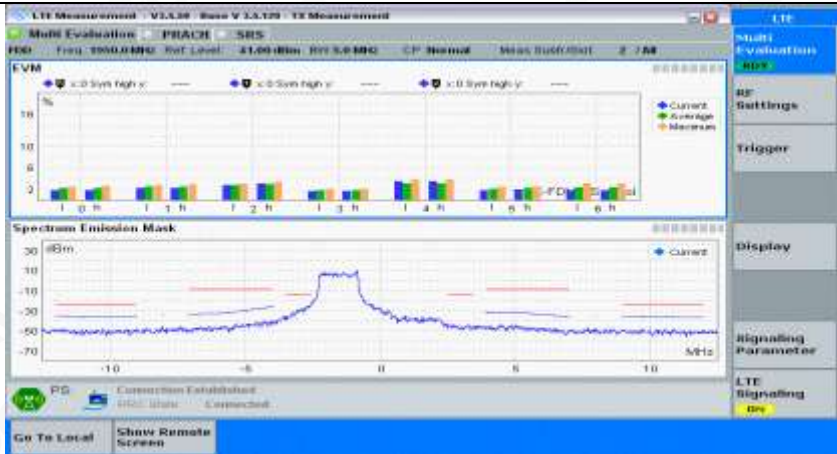
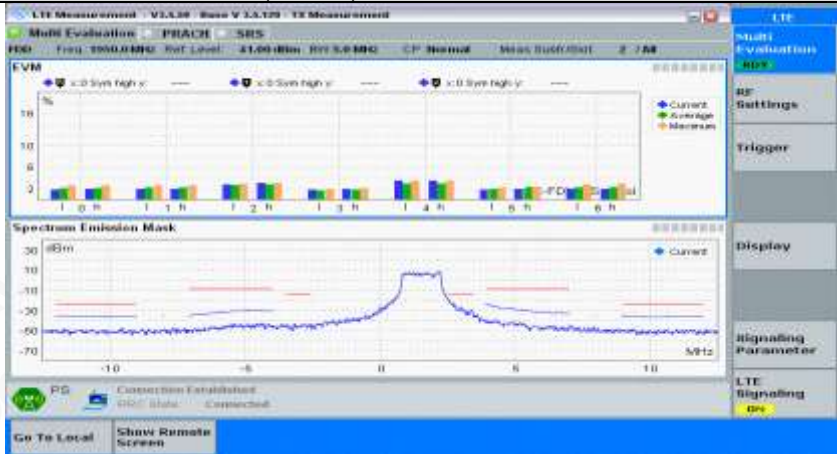
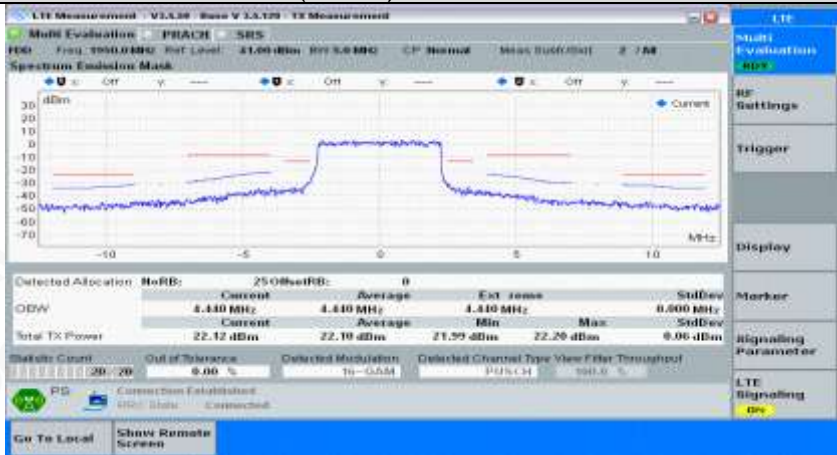


QPSK	
Channel Bandwidth=Lowest (5 MHz)_QPSK_MCH_PartialRB#max	
QPSK	
Channel Bandwidth=Lowest (5 MHz)_QPSK_MCH_FullIRB#0	
QPSK	
Channel Bandwidth=Lowest (5 MHz)_QPSK_HCH_PartialRB#0	

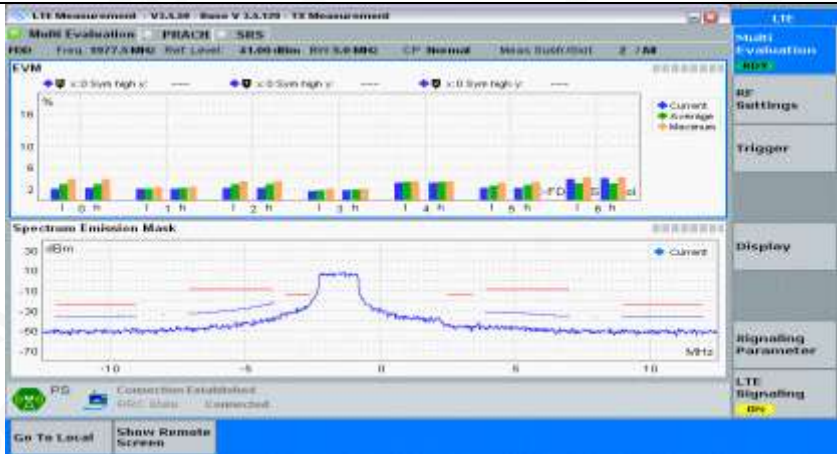
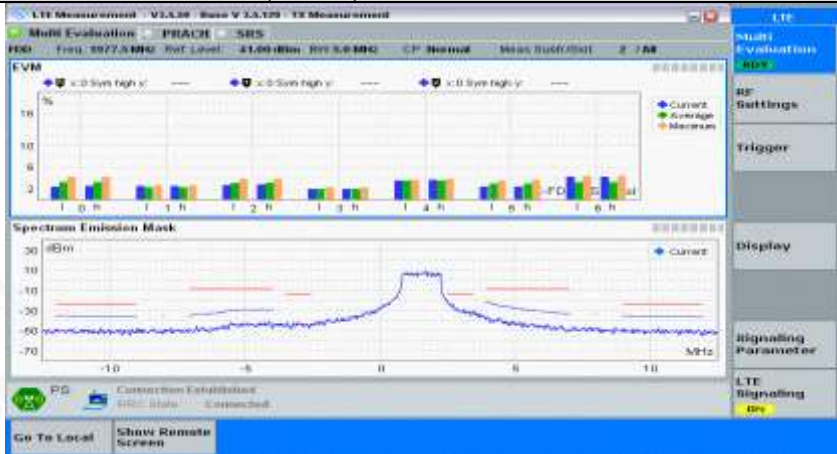

QPSK	
Channel Bandwidth=Lowest (5 MHz)_QPSK_HCH_PartialRB#max	
QPSK	
Channel Bandwidth=Lowest (5 MHz)_QPSK_HCH_FullRB#0	
QPSK	
Channel Bandwidth=Lowest (5 MHz)_16QAM_LCH_PartialRB#0	



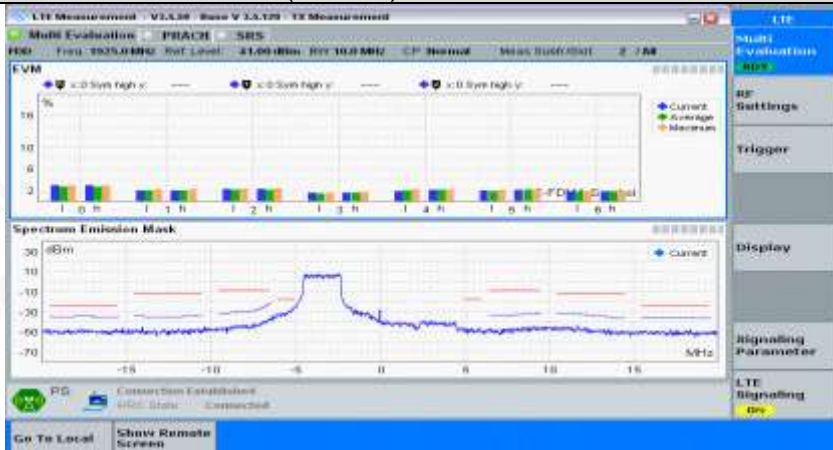
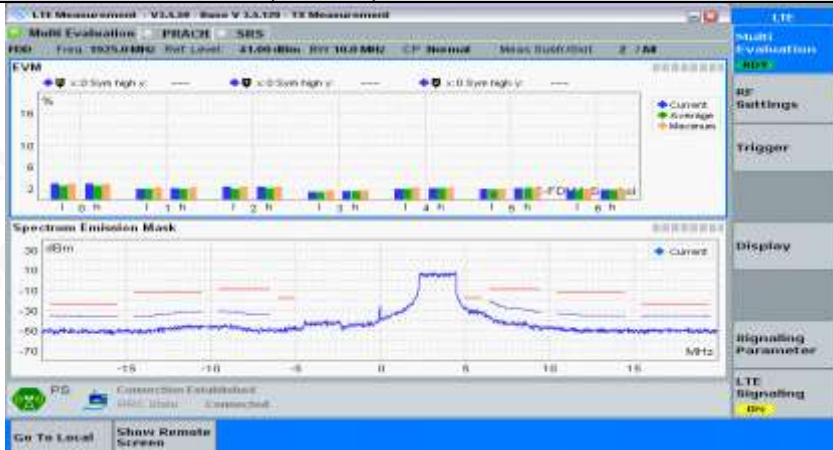

16QAM	
Channel Bandwidth=Lowest (5 MHz)_16QAM_LCH_PartialRB#max	
16QAM	
Channel Bandwidth=Lowest (5 MHz)_16QAM_LCH_FullRB#0	
16QAM	
Channel Bandwidth=Lowest (5 MHz)_16QAM_MCH_PartialRB#0	

16QAM	
Channel Bandwidth=Lowest (5 MHz)_16QAM_MCH_PartialRB#max	
16QAM	
Channel Bandwidth=Lowest (5 MHz)_16QAM_MCH_FullRB#0	
16QAM	
Channel Bandwidth=Lowest (5 MHz)_16QAM_HCH_PartialRB#0	



16QAM	
Channel Bandwidth=Lowest (5 MHz)_16QAM_HCH_PartialRB#max	
16QAM	
Channel Bandwidth=Lowest (5 MHz)_16QAM_HCH_FullRB#0	
16QAM	

Channel Bandwidth= (10 MHz)

Channel Bandwidth=Lowest (10 MHz)_QPSK_LCH_PartialRB#0	
QPSK	
Channel Bandwidth=Lowest (10 MHz)_QPSK_LCH_PartialRB#max	
QPSK	
Channel Bandwidth=Lowest (10 MHz)_QPSK_LCH_FullRB#0	
QPSK	
Channel Bandwidth=Lowest (10 MHz)_QPSK_MCH_PartialRB#0	



Attestation of Global Compliance

Attestation of Global Compliance(Shenzhen)Co.,Ltd.

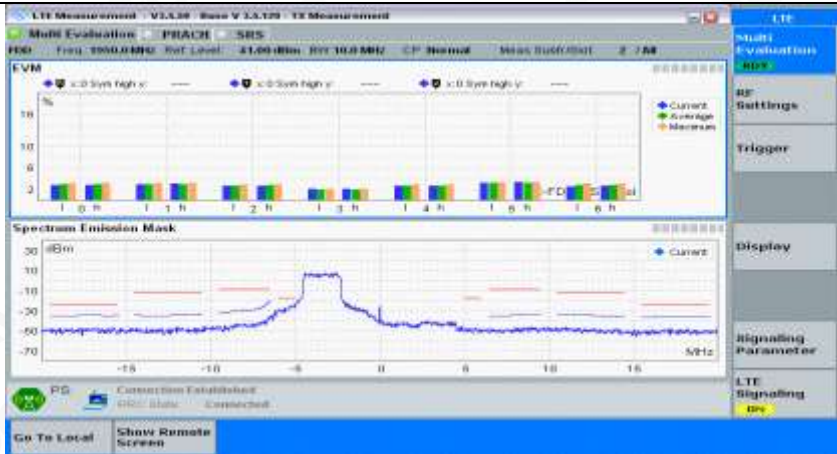
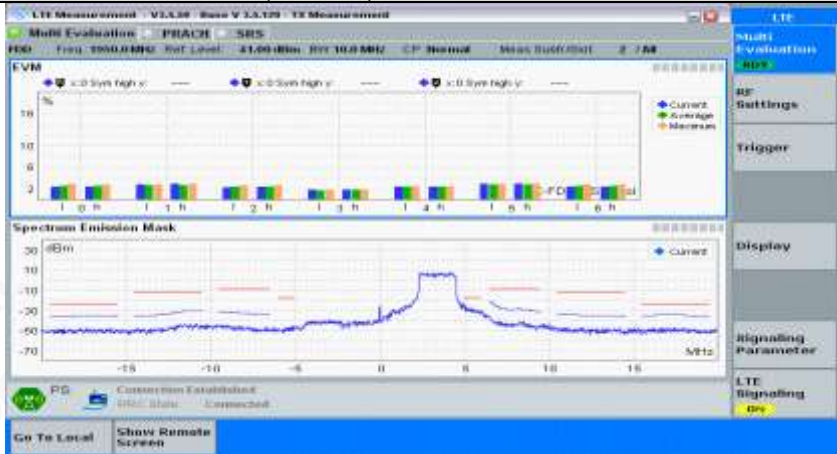
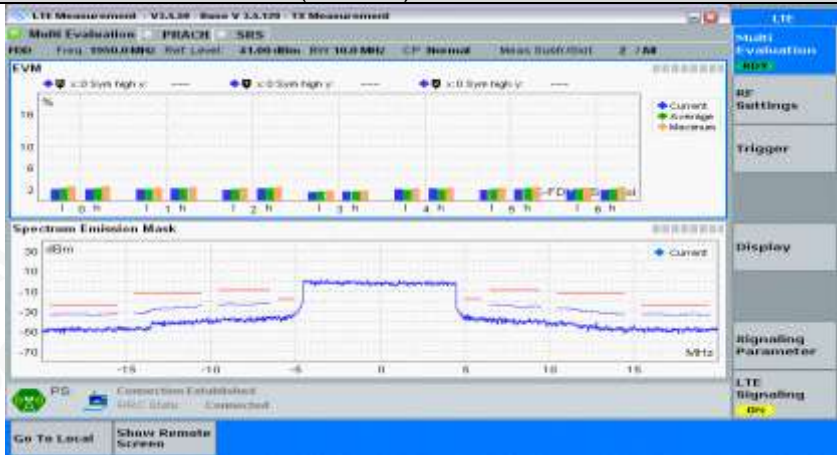
Add: 2/F., Building 2, Sanwei Chaxi Industrial Park, Sanwei Community,  
Hangcheng Street, Bao'an District, Shenzhen, Guangdong, China

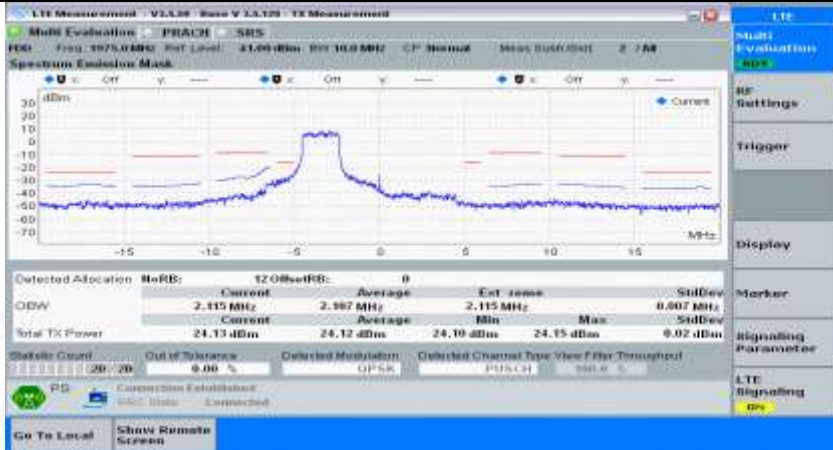
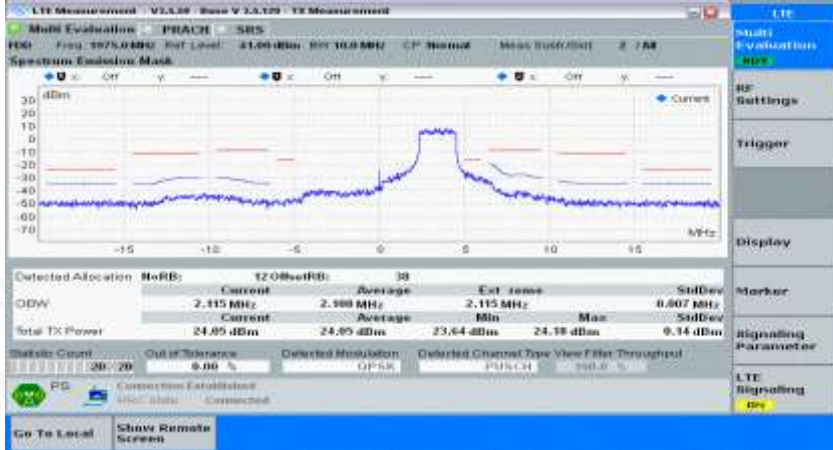
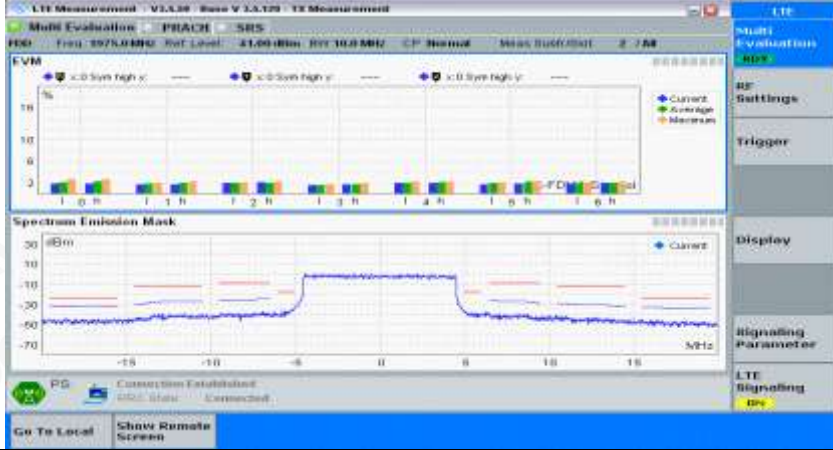
Tel: +86-755 2523 4088

E-mail: agc@agc-cert.com

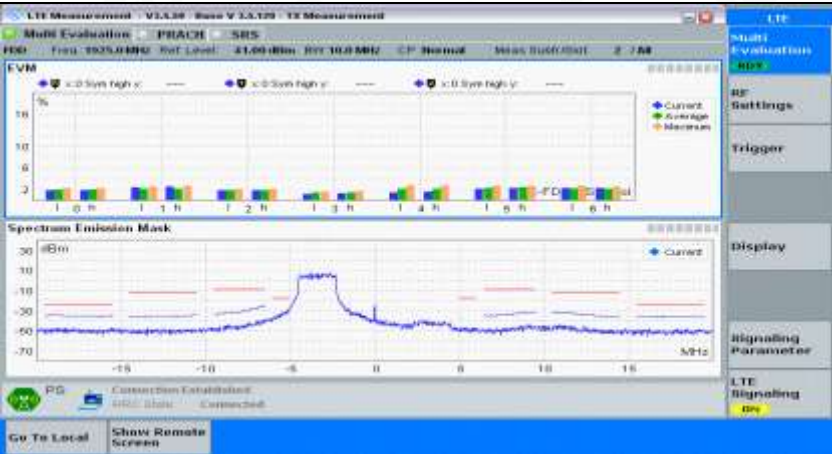
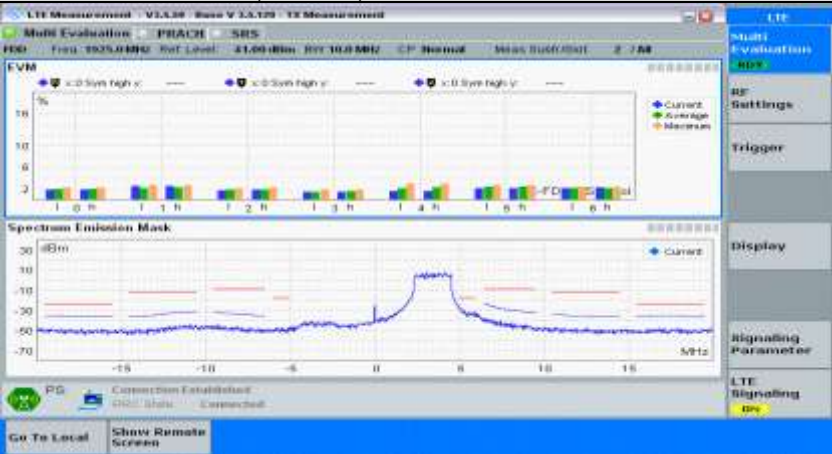

Service Hotline: 400 089 2118

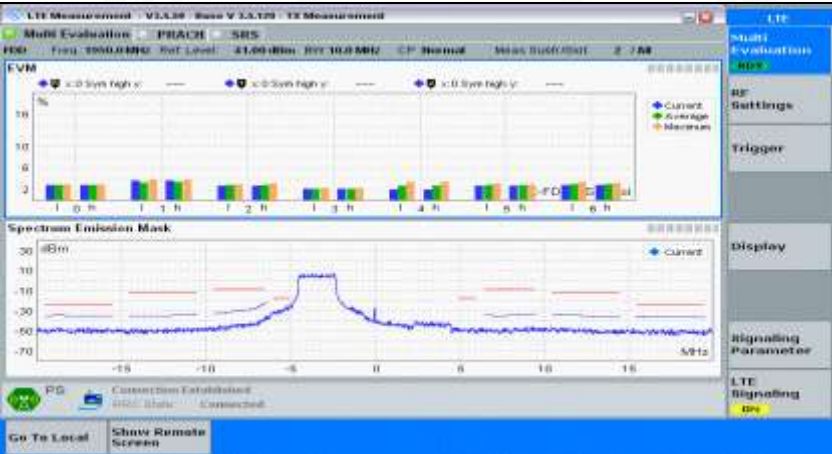
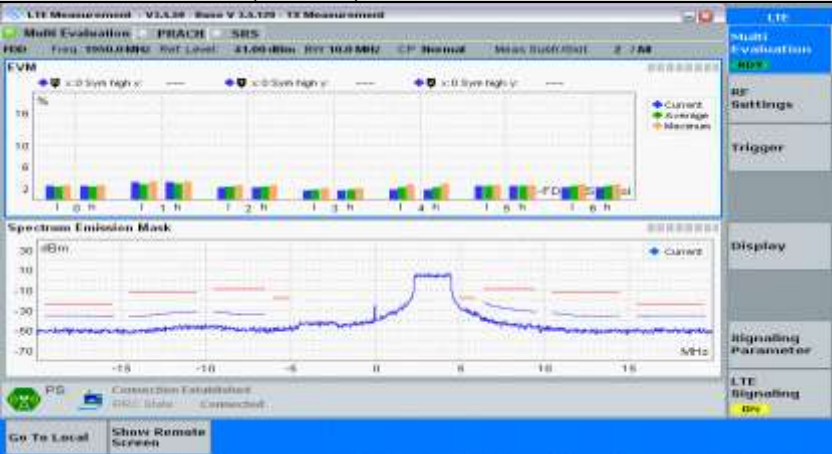



QPSK	
Channel Bandwidth=Lowest (10 MHz)_QPSK_MCH_PartialRB#max	
QPSK	
Channel Bandwidth=Lowest (10 MHz)_QPSK_MCH_FullRB#0	
QPSK	
Channel Bandwidth=Lowest (10 MHz)_QPSK_HCH_PartialRB#0	

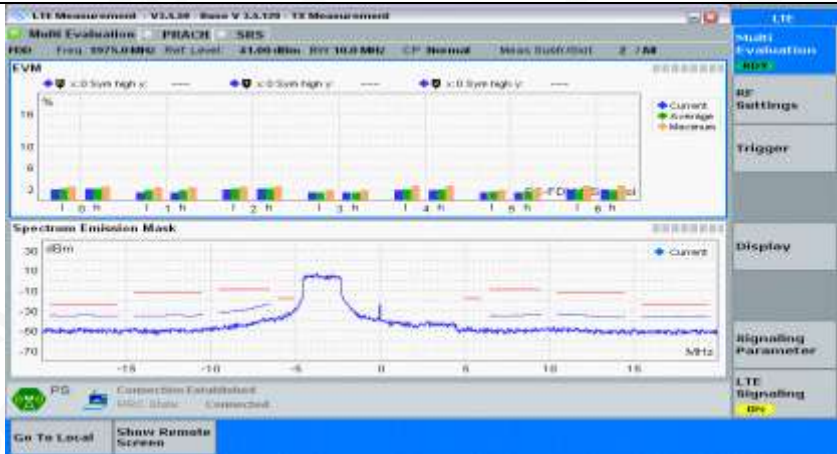
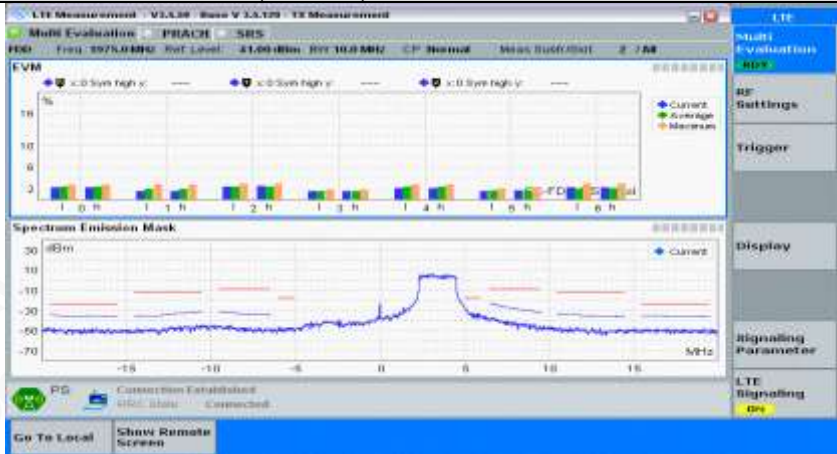

QPSK	
Channel Bandwidth=Lowest (10 MHz)_QPSK_HCH_PartialRB#max	
QPSK	
Channel Bandwidth=Lowest (10 MHz)_QPSK_HCH_FullRB#0	
QPSK	
Channel Bandwidth=Lowest (10 MHz)_16QAM_LCH_PartialRB#0	



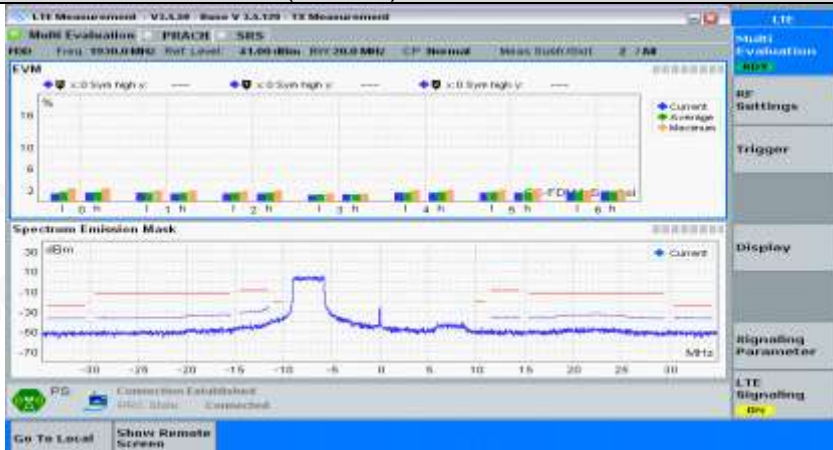
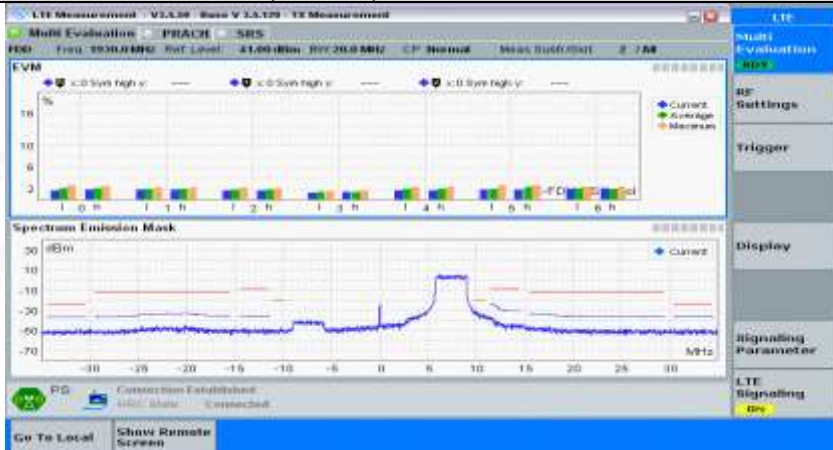
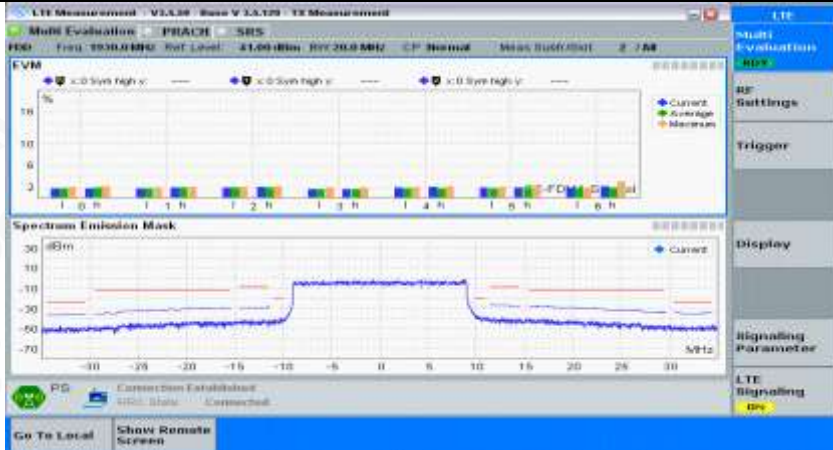
16QAM	
Channel Bandwidth=Lowest (10 MHz)_16QAM_LCH_PartialRB#max	
16QAM	
Channel Bandwidth=Lowest (10 MHz)_16QAM_LCH_FullRB#0	
16QAM	
Channel Bandwidth=Lowest (10 MHz)_16QAM_MCH_PartialRB#0	

16QAM	
Channel Bandwidth=Lowest (10 MHz)_16QAM_MCH_PartialRB#max	
16QAM	
Channel Bandwidth=Lowest (10 MHz)_16QAM_MCH_FullRB#0	
16QAM	
Channel Bandwidth=Lowest (10 MHz)_16QAM_HCH_PartialRB#0	



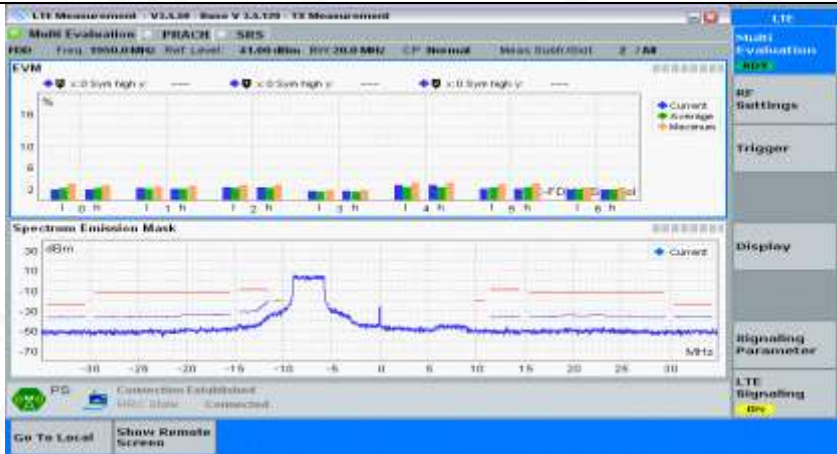
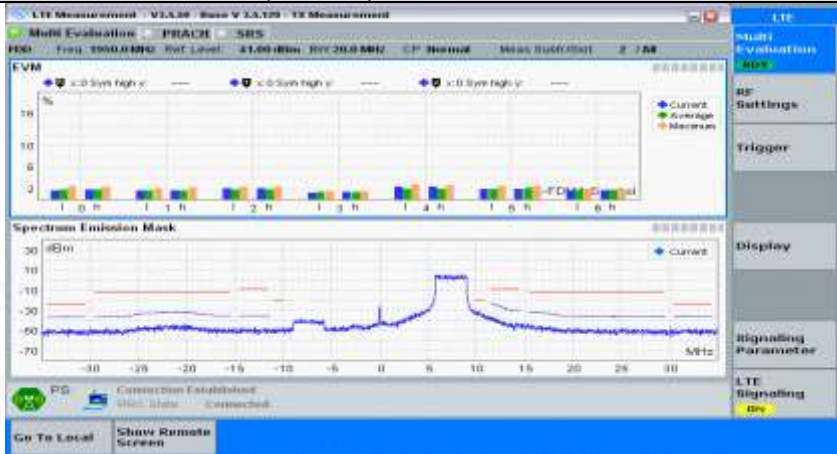
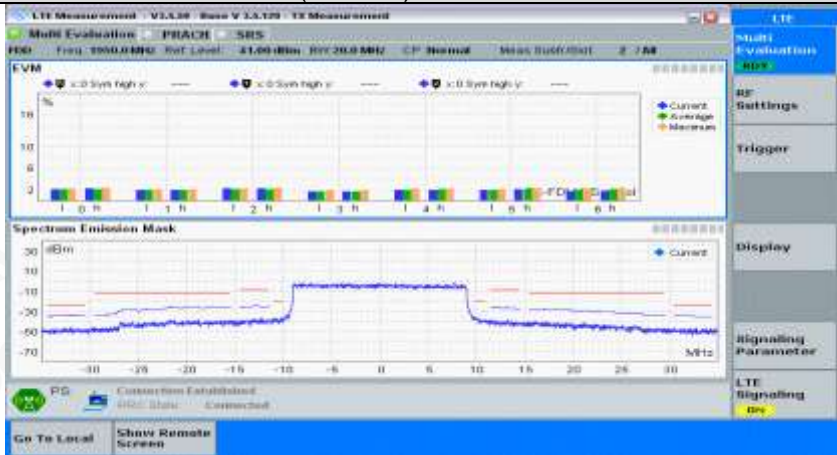
16QAM	
Channel Bandwidth=Lowest (10 MHz)_16QAM_HCH_PartialRB#max	
16QAM	
Channel Bandwidth=Lowest (10 MHz)_16QAM_HCH_FullRB#0	
16QAM	

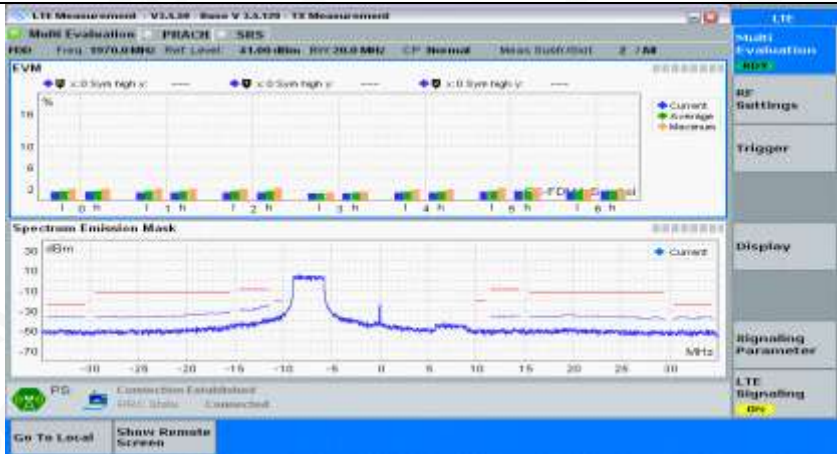
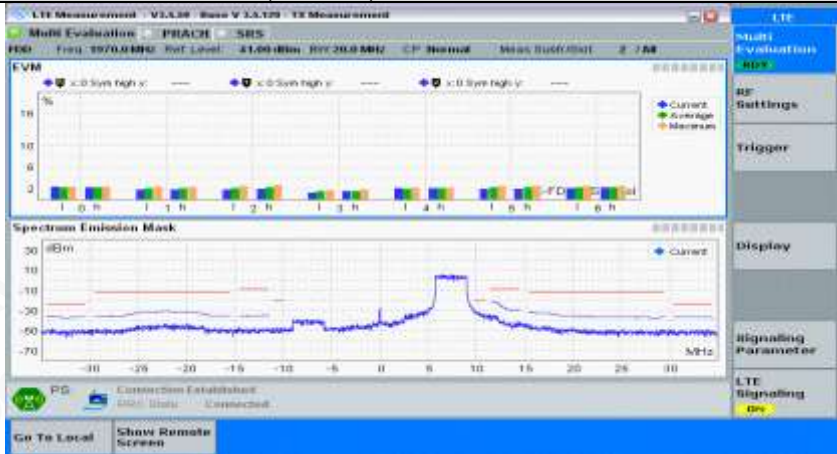
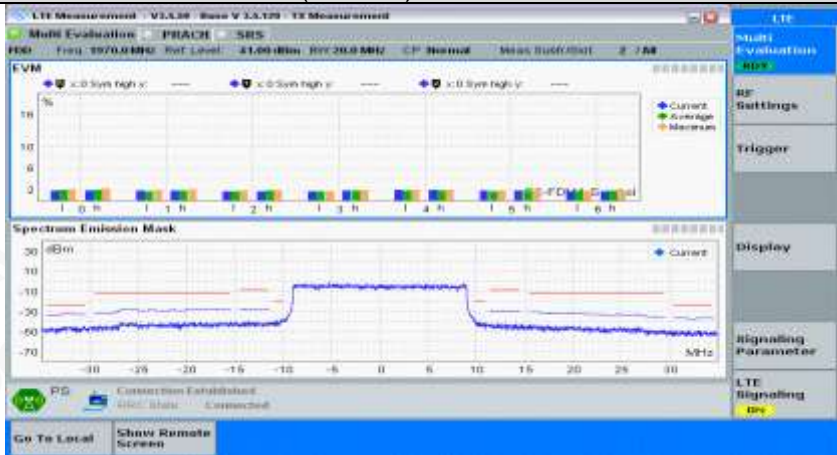
Channel Bandwidth=Highest (20 MHz)

Channel Bandwidth=Lowest (20 MHz)_QPSK_LCH_PartialRB#0	
QPSK	
Channel Bandwidth=Lowest (20 MHz)_QPSK_LCH_PartialRB#max	
QPSK	
Channel Bandwidth=Lowest (20 MHz)_QPSK_LCH_FullIRB#0	
QPSK	
Channel Bandwidth=Lowest (20 MHz)_QPSK_MCH_PartialRB#0	

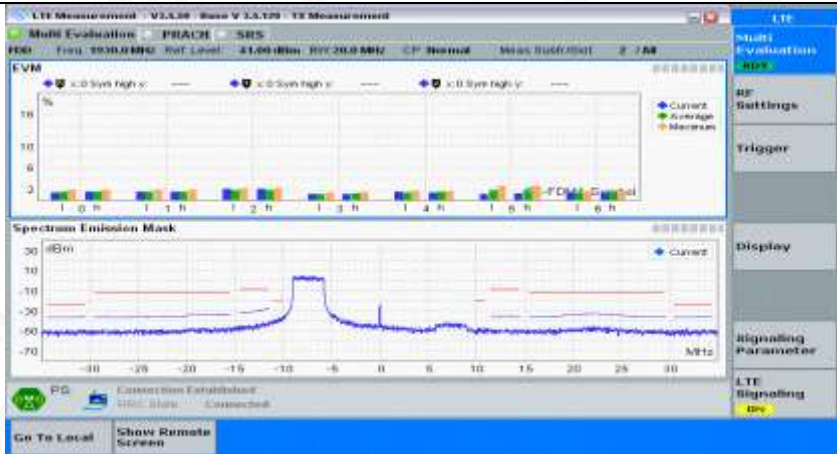
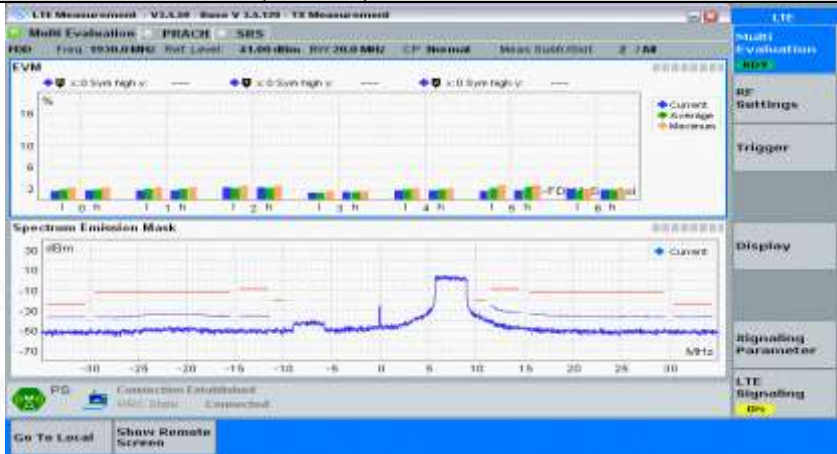
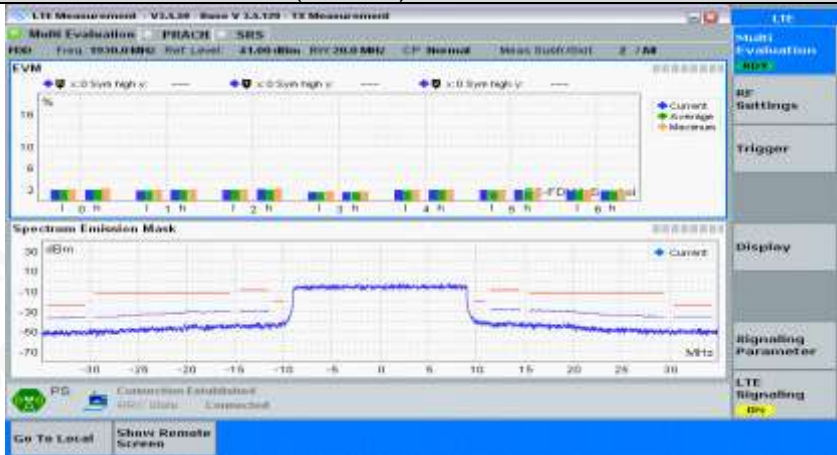


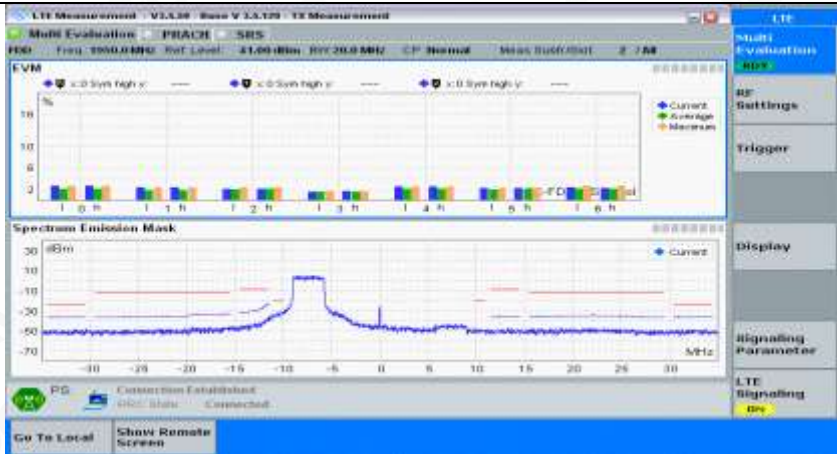
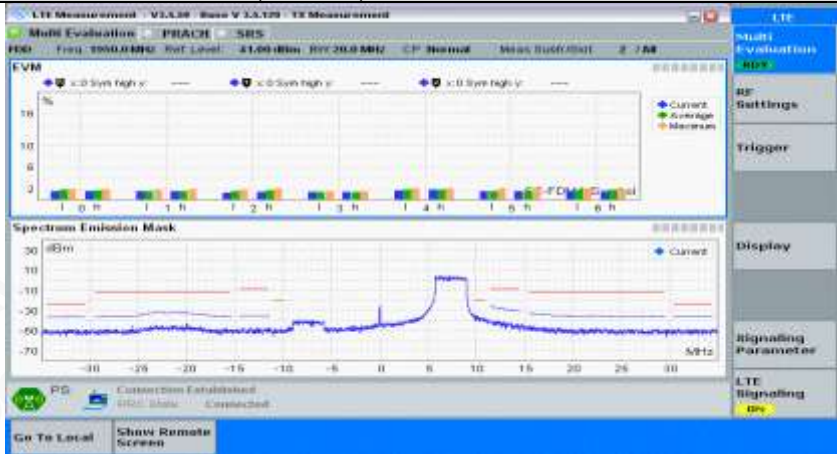
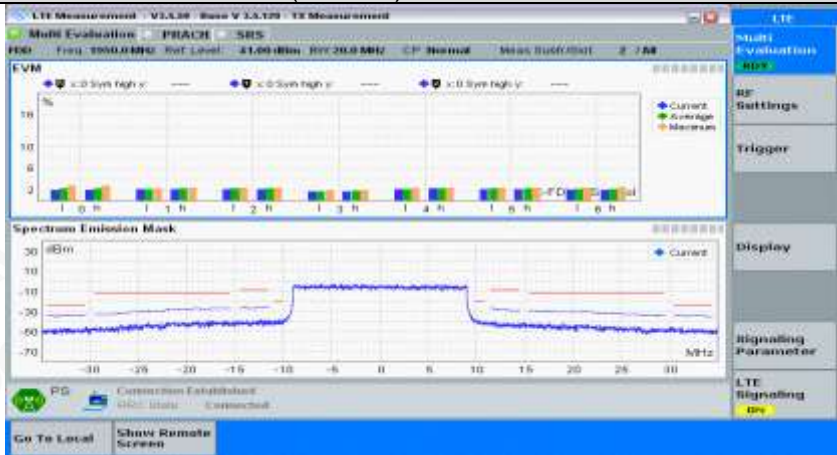


QPSK	
Channel Bandwidth=Lowest (20 MHz)_QPSK_MCH_PartialRB#max	
QPSK	
Channel Bandwidth=Lowest (20 MHz)_QPSK_MCH_FullRB#0	
QPSK	
Channel Bandwidth=Lowest (20 MHz)_QPSK_HCH_PartialRB#0	

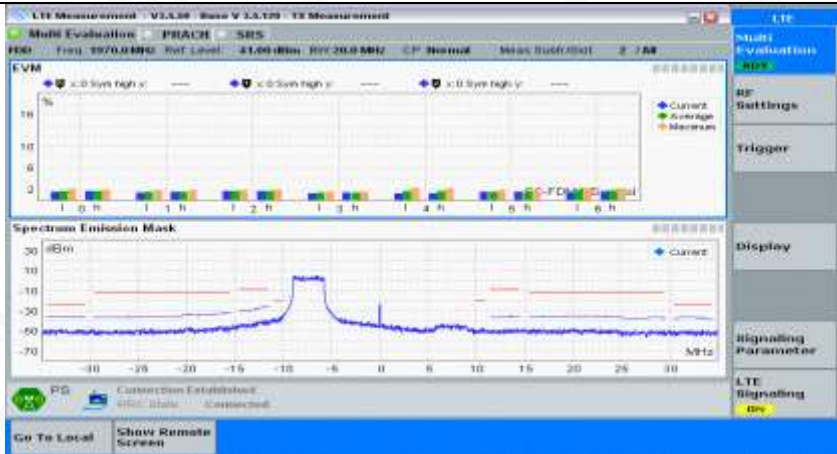
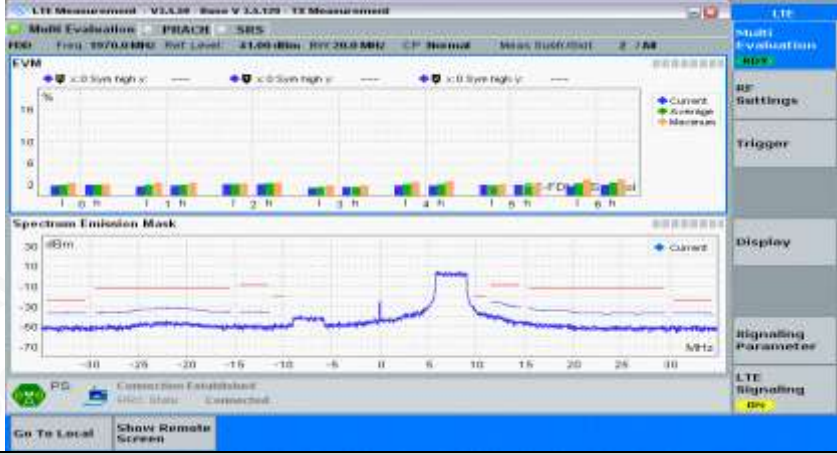
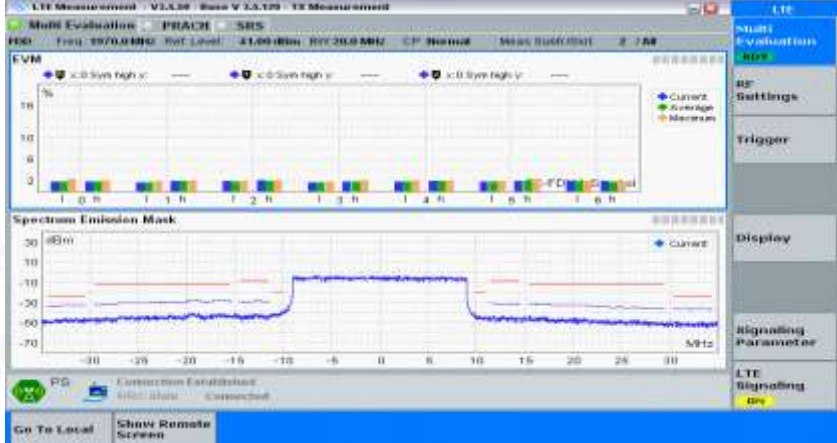
QPSK	
Channel Bandwidth=Lowest (20 MHz)_QPSK_HCH_PartialRB#max	
QPSK	
Channel Bandwidth=Lowest (20 MHz)_QPSK_HCH_FullRB#0	
QPSK	
Channel Bandwidth=Lowest (20 MHz)_16QAM_LCH_PartialRB#0	



16QAM	
Channel Bandwidth=Lowest (20 MHz)_16QAM_LCH_PartialRB#max	
16QAM	
Channel Bandwidth=Lowest (20 MHz)_16QAM_LCH_FullRB#0	
16QAM	
Channel Bandwidth=Lowest (20 MHz)_16QAM_MCH_PartialRB#0	

16QAM	
Channel Bandwidth=Lowest (20 MHz)_16QAM_MCH_PartialRB#max	
16QAM	
Channel Bandwidth=Lowest (20 MHz)_16QAM_MCH_FullRB#0	
16QAM	
Channel Bandwidth=Lowest (20 MHz)_16QAM_HCH_PartialRB#0	



16QAM	
Channel Bandwidth=Lowest (20 MHz)_16QAM_HCH_PartialRB#max	
16QAM	
Channel Bandwidth=Lowest (20 MHz)_16QAM_HCH_FullRB#0	
16QAM	



#### 4. Transmitter Adjacent Channel Leakage Power Ratio(ACLR)

##### Test Result

Note: All the modes had been tested, but only the worst data recorded in the report.

NTNV

**Channel Bandwidth=Lowest (5 MHz)**

Channel Bandwidth=Lowest (5 MHz)							
Condition	Modulation	Channel Bandwidth	Channel	RB allocation		UE output power	Verdict
				RB Size	RB Offset		
Normal	QPSK	5 MHz	Low range	Partial	0	PUMAX	Pass
					max	PUMAX	Pass
				Full	0	PUMAX	Pass
			Mid range	Partial	0	PUMAX	Pass
					max	PUMAX	Pass
				Full	0	PUMAX	Pass
	High range		Partial	0	PUMAX	Pass	
				max	PUMAX	Pass	
			Full	0	PUMAX	Pass	
	16QAM		Low range	Partial	0	PUMAX	Pass
					max	PUMAX	Pass
				Full	0	PUMAX	Pass
			Mid range	Partial	0	PUMAX	Pass
					max	PUMAX	Pass
Full		0		PUMAX	Pass		
High range		Partial	0	PUMAX	Pass		
			max	PUMAX	Pass		
Full	0	PUMAX	Pass				

**Channel Bandwidth= (10 MHz)**

Channel Bandwidth= (10 MHz)							
Condition	Modulation	Channel Bandwidth	Channel	RB allocation		UE output power	Verdict
				RB Size	RB Offset		
Normal	QPSK	10 MHz	Low range	Partial	0	PUMAX	Pass
					max	PUMAX	Pass
			Mid range	Partial	0	PUMAX	Pass
					max	PUMAX	Pass
			High range	Partial	0	PUMAX	Pass
					max	PUMAX	Pass
			Full	Full	0	PUMAX	Pass
					0	PUMAX	Pass



Attestation of Global Compliance

Attestation of Global Compliance(Shenzhen)Co.,Ltd.

Add: 2/F., Building 2, Sanwei Chaxi Industrial Park, Sanwei Community,  
Hangcheng Street, Bao'an District, Shenzhen, Guangdong, China

Tel: +86-755 2523 4088 E-mail: agc@agc-cert.com Service Hotline: 400 089 2118

	16QAM		Low range	Full	0	PUMAX	Pass
				Partial	0	PUMAX	Pass
					max	PUMAX	Pass
				Full	0	PUMAX	Pass
			Mid range	Partial	0	PUMAX	Pass
					max	PUMAX	Pass
				Full	0	PUMAX	Pass
			High range	Partial	0	PUMAX	Pass
					max	PUMAX	Pass
				Full	0	PUMAX	Pass

### Channel Bandwidth=Highest (20 MHz)

Channel Bandwidth=Highest (20 MHz)							
Condition	Modulation	Channel Bandwidth	Channel	RB allocation		UE output power	Verdict
				RB Size	RB Offset		
Normal	QPSK	20 MHz	Low range	Partial	0	PUMAX	Pass
					max	PUMAX	Pass
				Full	0	PUMAX	Pass
			Mid range	Partial	0	PUMAX	Pass
					max	PUMAX	Pass
				Full	0	PUMAX	Pass
			High range	Partial	0	PUMAX	Pass
					max	PUMAX	Pass
				Full	0	PUMAX	Pass
	16QAM		Low range	Partial	0	PUMAX	Pass
					max	PUMAX	Pass
				Full	0	PUMAX	Pass
			Mid range	Partial	0	PUMAX	Pass
					max	PUMAX	Pass
				Full	0	PUMAX	Pass
			High range	Partial	0	PUMAX	Pass
					max	PUMAX	Pass
				Full	0	PUMAX	Pass



## Test Graphs

NTNV

Channel Bandwidth=Lowest (5 MHz)



Attestation of Global Compliance

Attestation of Global Compliance(Shenzhen)Co.,Ltd.




Add: 2/F., Building 2, Sanwei Chaxi Industrial Park, Sanwei Community,  
Hangcheng Street, Bao'an District, Shenzhen, Guangdong, China




Tel: +86-755 2523 4088

E-mail: agc@agc-cert.com

Service Hotline: 400 089 2118



QPSK	
Channel Bandwidth=Lowest (5 MHz)_QPSK_MCH_PartialRB#max	
QPSK	
Channel Bandwidth=Lowest (5 MHz)_QPSK_MCH_FullIRB#0	
QPSK	
Channel Bandwidth=Lowest (5 MHz)_QPSK_HCH_PartialRB#0	

QPSK	
Channel Bandwidth=Lowest (5 MHz)_QPSK_HCH_PartialRB#max	
QPSK	
Channel Bandwidth=Lowest (5 MHz)_QPSK_HCH_FullIRB#0	
QPSK	
Channel Bandwidth=Lowest (5 MHz)_16QAM_LCH_PartialRB#0	





Channel Bandwidth=Lowest (5 MHz)\_16QAM\_LCH\_PartialRB#max






Channel Bandwidth=Lowest (5 MHz)\_16QAM\_LCH\_FullRB#0



Channel Bandwidth=Lowest (5 MHz)\_16QAM\_MCH\_PartialRB#0






16QAM	
Channel Bandwidth=Lowest (5 MHz)_16QAM_MCH_PartialRB#max	
16QAM	
Channel Bandwidth=Lowest (5 MHz)_16QAM_MCH_FullRB#0	
16QAM	
Channel Bandwidth=Lowest (5 MHz)_16QAM_HCH_PartialRB#0	

16QAM																									
Channel Bandwidth=Lowest (5 MHz)_16QAM_HCH_PartialRB#max																									
16QAM																									
Channel Bandwidth=Lowest (5 MHz)_16QAM_HCH_FullRB#0																									
16QAM	 <table><tr><th>ACL</th><th>ULTRA 2</th><th>ULTRA 1</th><th>E-ULTRA 1</th><th>E-ULTRA 1 (Center)</th><th>E-ULTRA 1</th><th>ULTRA 1</th><th>ULTRA 2</th></tr><tr><td>Current</td><td>47.16 dB</td><td>40.57 dB</td><td>39.09 dB</td><td>21.66 dBm</td><td>41.34 dB</td><td>42.80 dB</td><td>48.17 dB</td></tr><tr><td>Average</td><td>47.12 dB</td><td>40.44 dB</td><td>39.62 dB</td><td>21.66 dBm</td><td>40.93 dB</td><td>41.75 dB</td><td>48.09 dB</td></tr></table>	ACL	ULTRA 2	ULTRA 1	E-ULTRA 1	E-ULTRA 1 (Center)	E-ULTRA 1	ULTRA 1	ULTRA 2	Current	47.16 dB	40.57 dB	39.09 dB	21.66 dBm	41.34 dB	42.80 dB	48.17 dB	Average	47.12 dB	40.44 dB	39.62 dB	21.66 dBm	40.93 dB	41.75 dB	48.09 dB
ACL	ULTRA 2	ULTRA 1	E-ULTRA 1	E-ULTRA 1 (Center)	E-ULTRA 1	ULTRA 1	ULTRA 2																		
Current	47.16 dB	40.57 dB	39.09 dB	21.66 dBm	41.34 dB	42.80 dB	48.17 dB																		
Average	47.12 dB	40.44 dB	39.62 dB	21.66 dBm	40.93 dB	41.75 dB	48.09 dB																		



Channel Bandwidth= (10 MHz)

Channel Bandwidth=Lowest (10 MHz)_QPSK_LCH_PartialRB#0	
QPSK	
Channel Bandwidth=Lowest (10 MHz)_QPSK_LCH_PartialRB#max	
QPSK	
Channel Bandwidth=Lowest (10 MHz)_QPSK_LCH_FullRB#0	
QPSK	
Channel Bandwidth=Lowest (10 MHz)_QPSK_MCH_PartialRB#0	



Attestation of Global Compliance

Attestation of Global Compliance(Shenzhen)Co.,Ltd.




Add: 2/F., Building 2, Sanwei Chaxi Industrial Park, Sanwei Community,  
Hangcheng Street, Bao'an District, Shenzhen, Guangdong, China

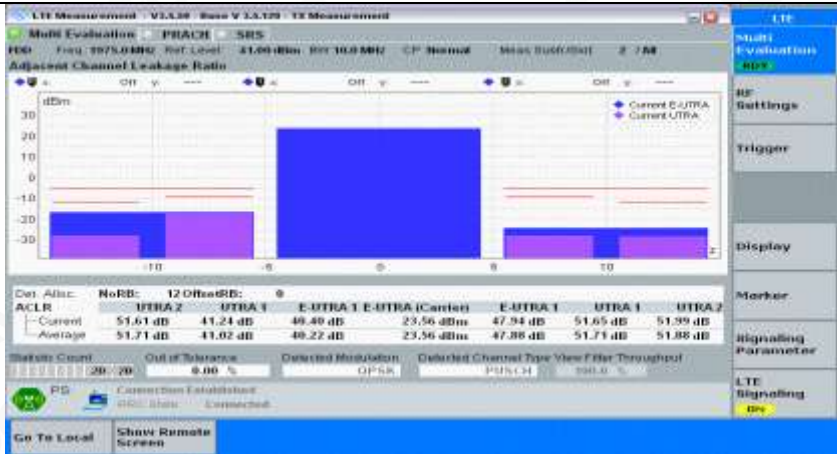


Tel: +86-755 2523 4088

E-mail: agc@agc-cert.com




Service Hotline: 400 089 2118



QPSK	 <p>Channel Bandwidth=Lowest (10 MHz)_QPSK_MCH_PartialRB#max</p>
QPSK	 <p>Channel Bandwidth=Lowest (10 MHz)_QPSK_MCH_FullIRB#0</p>
QPSK	 <p>Channel Bandwidth=Lowest (10 MHz)_QPSK_HCH_PartialRB#0</p>




QPSK	
Channel Bandwidth=Lowest (10 MHz)_QPSK_HCH_PartialRB#max	
QPSK	
Channel Bandwidth=Lowest (10 MHz)_QPSK_HCH_FullRB#0	
QPSK	
Channel Bandwidth=Lowest (10 MHz)_16QAM_LCH_PartialRB#0	



16QAM	
Channel Bandwidth=Lowest (10 MHz)_16QAM_LCH_PartialRB#max	
16QAM	
Channel Bandwidth=Lowest (10 MHz)_16QAM_LCH_FullRB#0	
16QAM	
Channel Bandwidth=Lowest (10 MHz)_16QAM_MCH_PartialRB#0	






16QAM	 <p>Channel Bandwidth=Lowest (10 MHz)_16QAM_MCH_PartialRB#max</p>
16QAM	 <p>Channel Bandwidth=Lowest (10 MHz)_16QAM_MCH_FullRB#0</p>
16QAM	 <p>Channel Bandwidth=Lowest (10 MHz)_16QAM_HCH_PartialRB#0</p>




16QAM	 <p>Channel Bandwidth=Lowest (10 MHz)_16QAM_HCH_PartialRB#max</p>
16QAM	 <p>Channel Bandwidth=Lowest (10 MHz)_16QAM_HCH_FullIRB#0</p>
16QAM	






Channel Bandwidth=Highest (20 MHz)




Channel Bandwidth=Lowest (20 MHz)_QPSK_LCH_PartialRB#0	
QPSK	
Channel Bandwidth=Lowest (20 MHz)_QPSK_LCH_PartialRB#max	
QPSK	
Channel Bandwidth=Lowest (20 MHz)_QPSK_LCH_FullRB#0	
QPSK	
Channel Bandwidth=Lowest (20 MHz)_QPSK_MCH_PartialRB#0	






QPSK	 <p>Channel Bandwidth=Lowest (20 MHz)_QPSK_MCH_PartialRB#max</p>
QPSK	 <p>Channel Bandwidth=Lowest (20 MHz)_QPSK_MCH_FullRB#0</p>
QPSK	 <p>Channel Bandwidth=Lowest (20 MHz)_QPSK_HCH_PartialRB#0</p>




QPSK	 <p>Channel Bandwidth=Lowest (20 MHz)_QPSK_HCH_PartialRB#max</p>
QPSK	 <p>Channel Bandwidth=Lowest (20 MHz)_QPSK_HCH_FullRB#0</p>
QPSK	 <p>Channel Bandwidth=Lowest (20 MHz)_16QAM_LCH_PartialRB#0</p>



16QAM	 <p>Channel Bandwidth=Lowest (20 MHz)_16QAM_LCH_PartialRB#max</p>
16QAM	 <p>Channel Bandwidth=Lowest (20 MHz)_16QAM_LCH_FullRB#0</p>
16QAM	 <p>Channel Bandwidth=Lowest (20 MHz)_16QAM_MCH_PartialRB#0</p>



16QAM	 <p>Channel Bandwidth=Lowest (20 MHz)_16QAM_MCH_PartialRB#max</p>
16QAM	 <p>Channel Bandwidth=Lowest (20 MHz)_16QAM_MCH_FullRB#0</p>
16QAM	 <p>Channel Bandwidth=Lowest (20 MHz)_16QAM_HCH_PartialRB#0</p>

16QAM	 <p>Channel Bandwidth=Lowest (20 MHz)_16QAM_HCH_PartialRB#max</p>
16QAM	 <p>Channel Bandwidth=Lowest (20 MHz)_16QAM_HCH_FullRB#0</p>
16QAM	



## 5. Transmitter Spurious Emissions

### Test Result

NTNV

Channel Bandwidth=Lowest (5 MHz)

Channel Bandwidth=Lowest (5 MHz)							
Condition	Modulation	Channel Bandwidth	Channel	RB allocation		UE output power	Verdict
				RB Size	RB Offset		
Normal	QPSK	5 MHz	Low range	1	0	PUMAX	Pass
					max	PUMAX	Pass
				Full	0	PUMAX	Pass
			Mid range	1	0	PUMAX	Pass
					max	PUMAX	Pass
				Full	0	PUMAX	Pass
			High range	1	0	PUMAX	Pass
					max	PUMAX	Pass
				Full	0	PUMAX	Pass

Channel Bandwidth=Highest (20 MHz)

Channel Bandwidth=Highest (20 MHz)							
Condition	Modulation	Channel Bandwidth	Channel	RB allocation		UE output power	Verdict
				RB Size	RB Offset		
Normal	QPSK	20 MHz	Low range	1	0	PUMAX	Pass
					max	PUMAX	Pass
				Full	0	PUMAX	Pass
			Mid range	1	0	PUMAX	Pass
					max	PUMAX	Pass
				Full	0	PUMAX	Pass
			High range	1	0	PUMAX	Pass
					max	PUMAX	Pass
				Full	0	PUMAX	Pass



Attestation of Global Compliance

Attestation of Global Compliance(Shenzhen)Co.,Ltd.

Add: 2/F., Building 2, Sanwei Chaxi Industrial Park, Sanwei Community,  
Hangcheng Street, Bao'an District, Shenzhen, Guangdong, China

Tel: +86-755 2523 4088

E-mail: agc@agc-cert.com

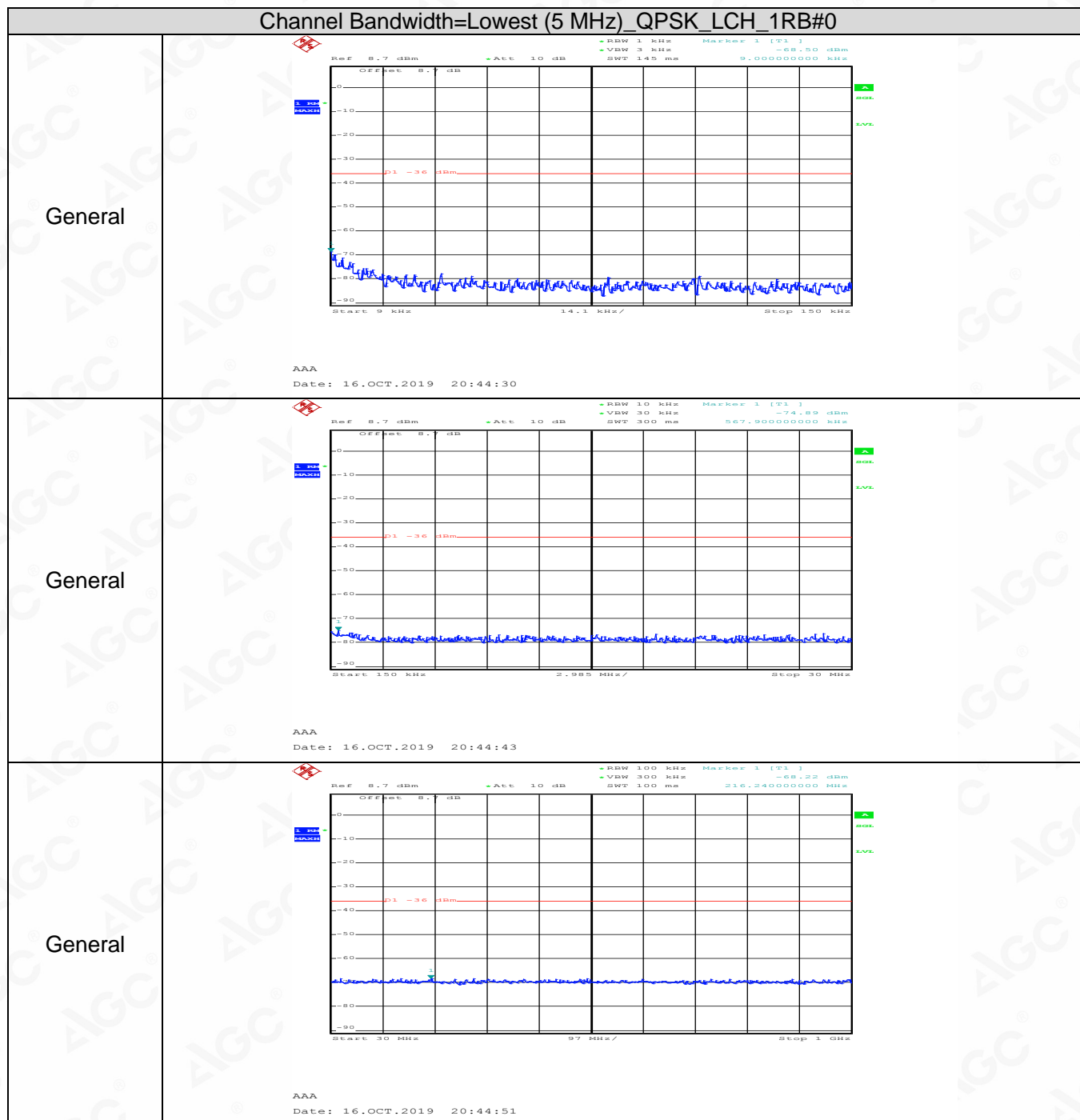
Service Hotline: 400 089 2118

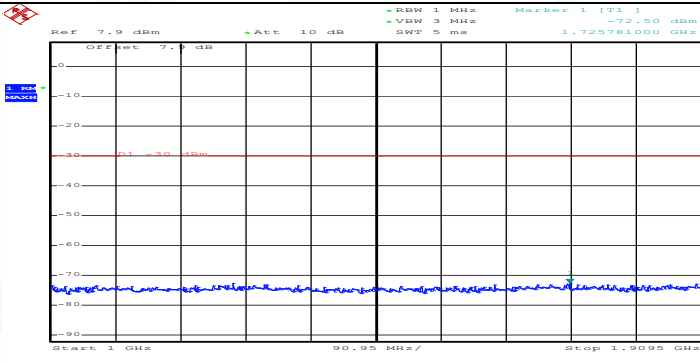
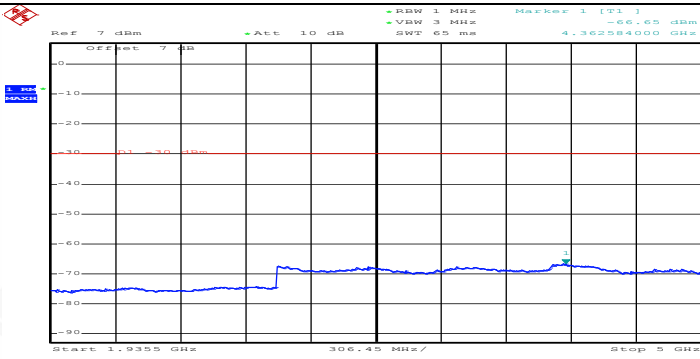
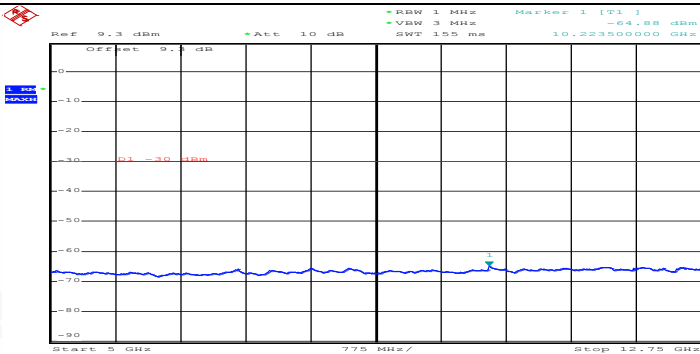


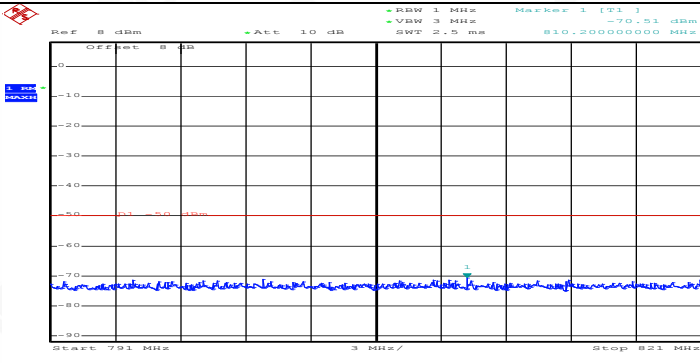
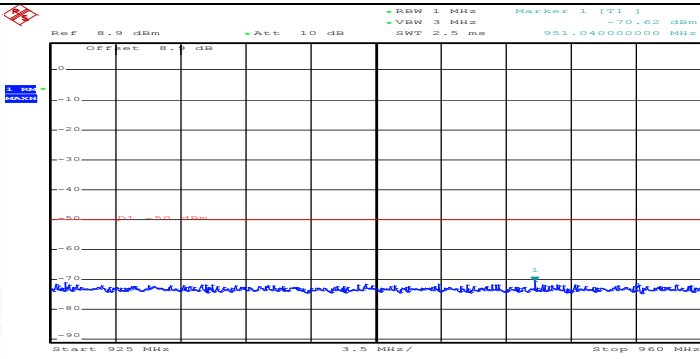
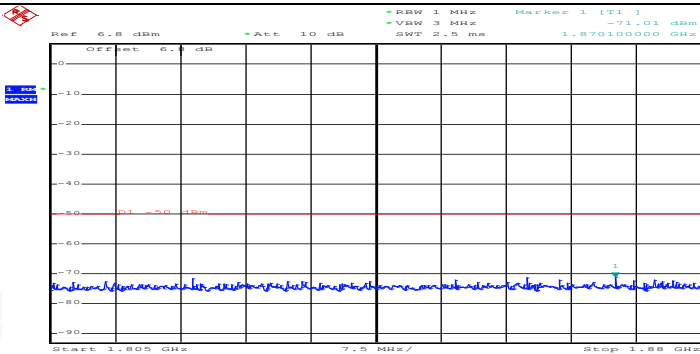
## Test Graphs

NTNV

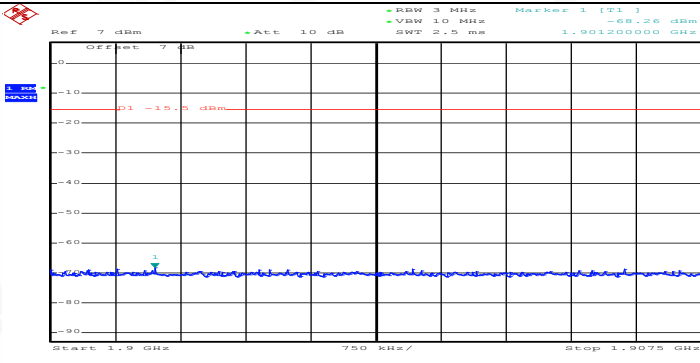
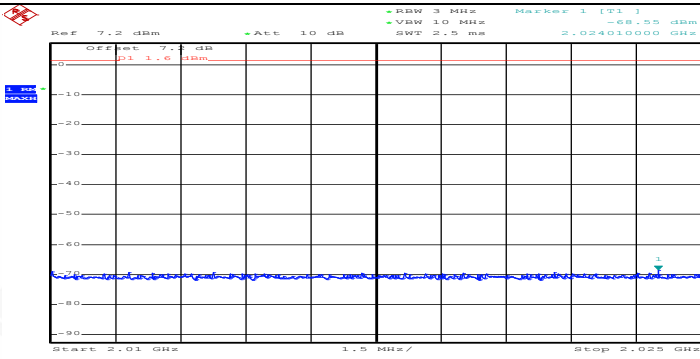
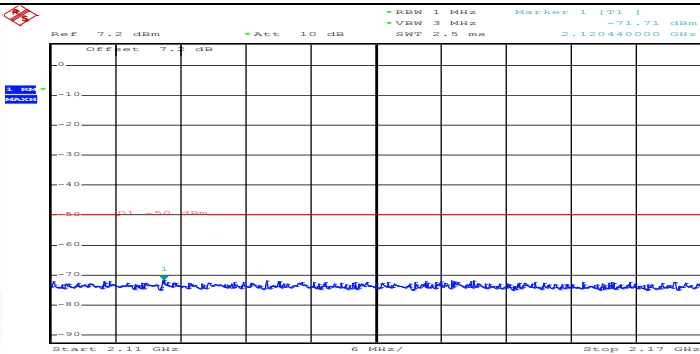
Channel Bandwidth=Lowest (5 MHz)

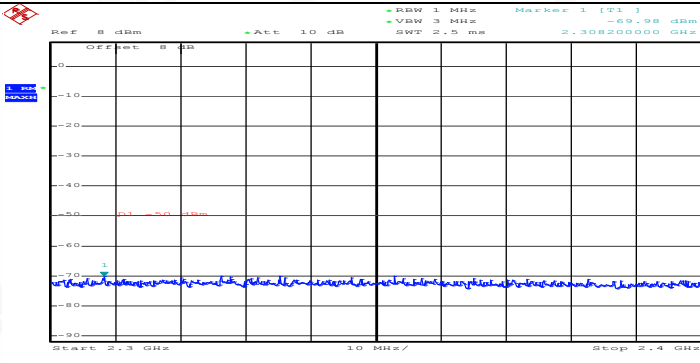
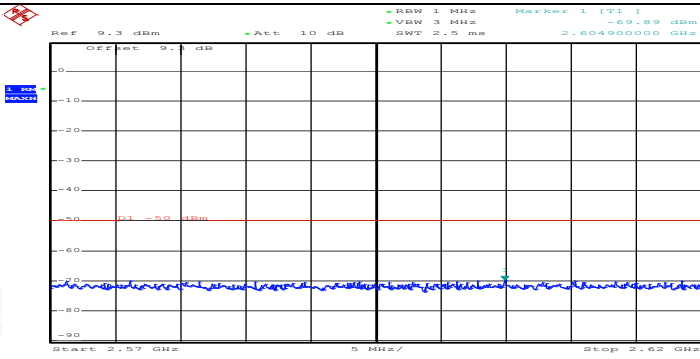
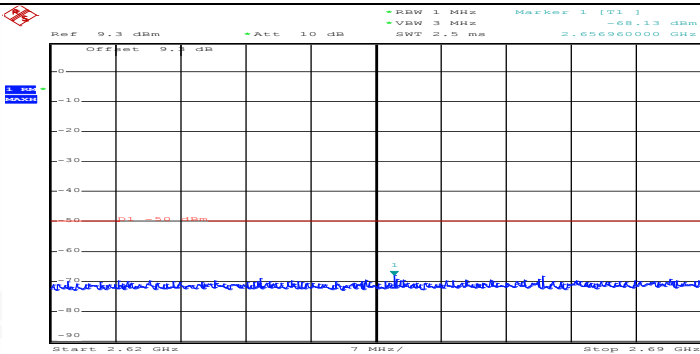


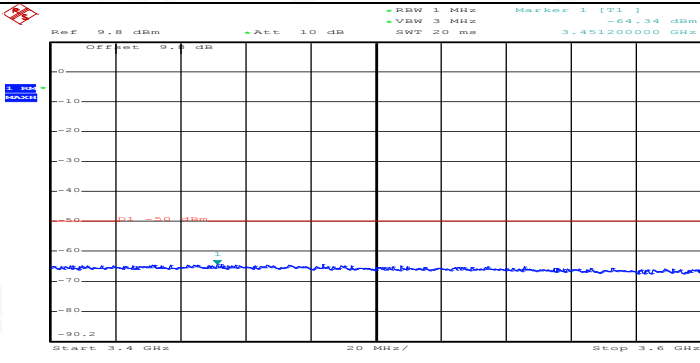
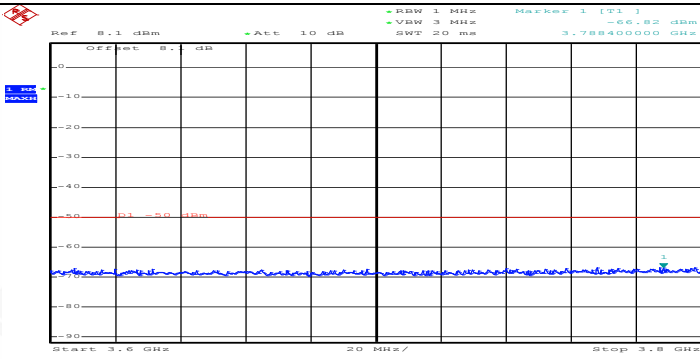
General	 <p>AAA Date: 16.OCT.2019 20:44:57</p>
General	 <p>AAA Date: 16.OCT.2019 20:45:05</p>
General	 <p>AAA Date: 16.OCT.2019 20:45:14</p>

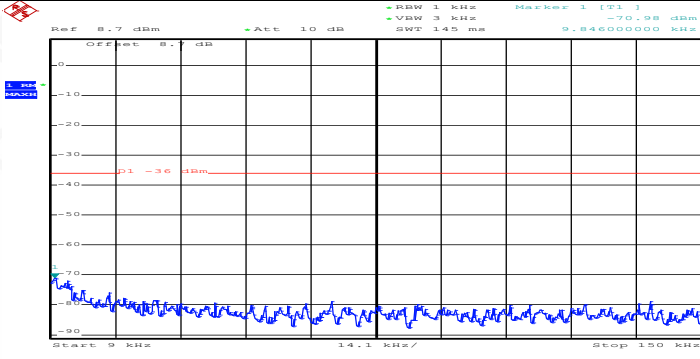
Co-existence	 <p>AAA Date: 16.OCT.2019 20:45:20</p>
Co-existence	 <p>AAA Date: 16.OCT.2019 20:45:26</p>
Co-existence	 <p>AAA Date: 16.OCT.2019 20:45:32</p>



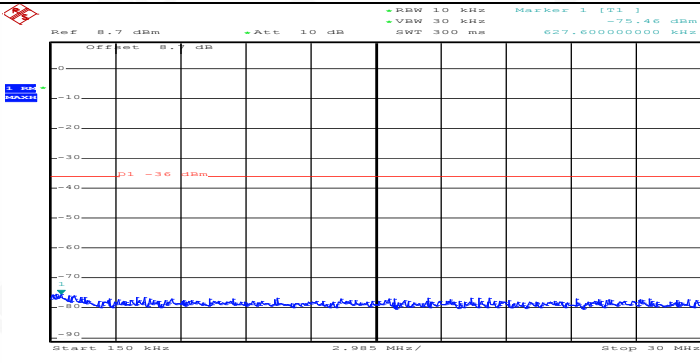
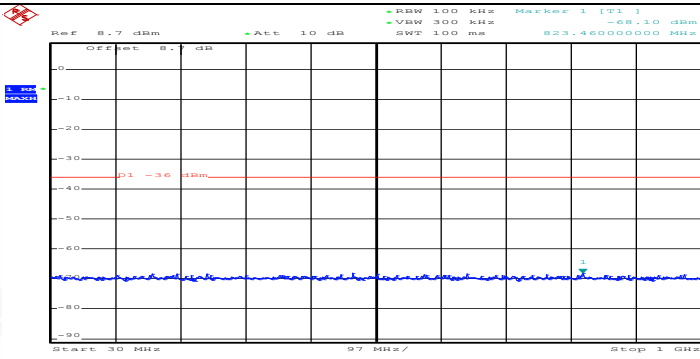
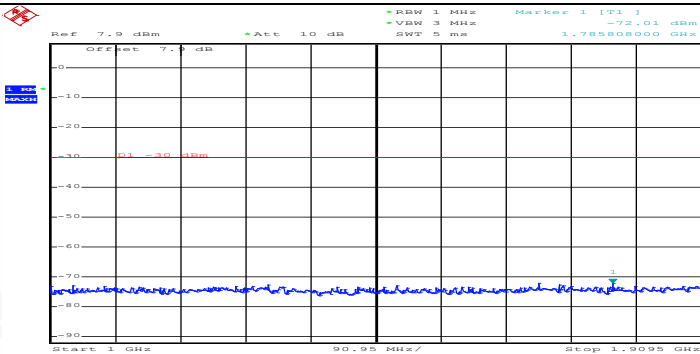
Co-existence	 <p>AAA Date: 16.OCT.2019 20:45:38</p>
Co-existence	 <p>AAA Date: 16.OCT.2019 20:45:44</p>
Co-existence	 <p>AAA Date: 16.OCT.2019 20:45:51</p>

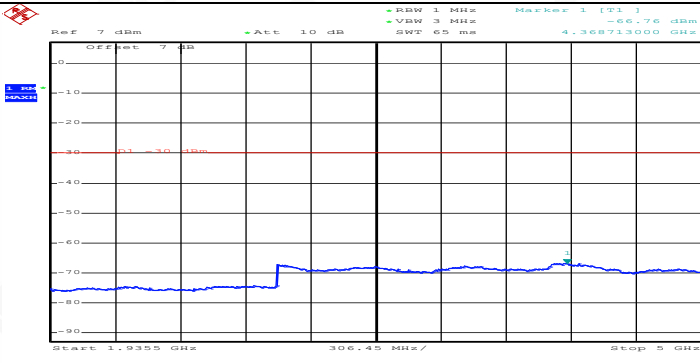
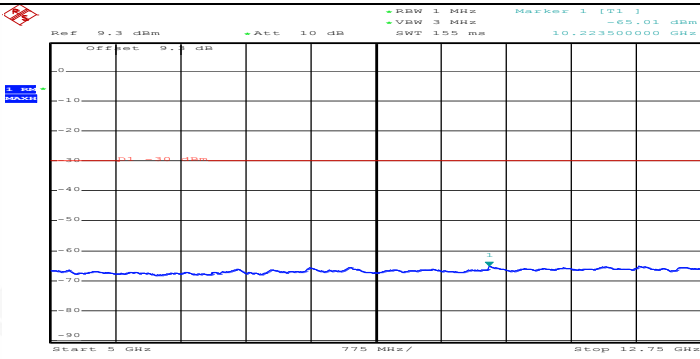
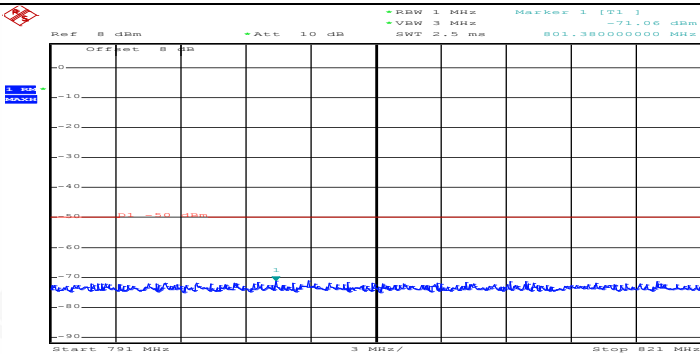
Co-existence	 <p>AAA Date: 16.OCT.2019 20:45:57</p>
Co-existence	 <p>AAA Date: 16.OCT.2019 20:46:03</p>
Co-existence	 <p>AAA Date: 16.OCT.2019 20:46:09</p>

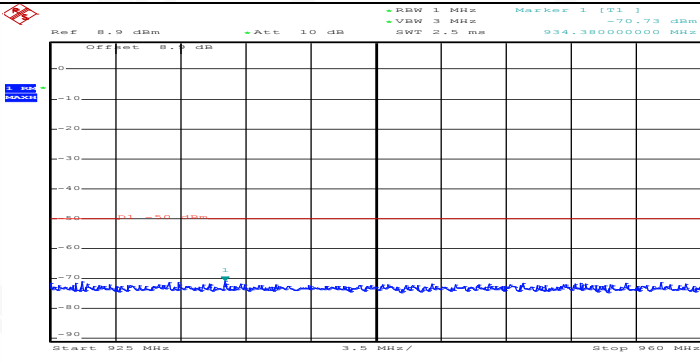
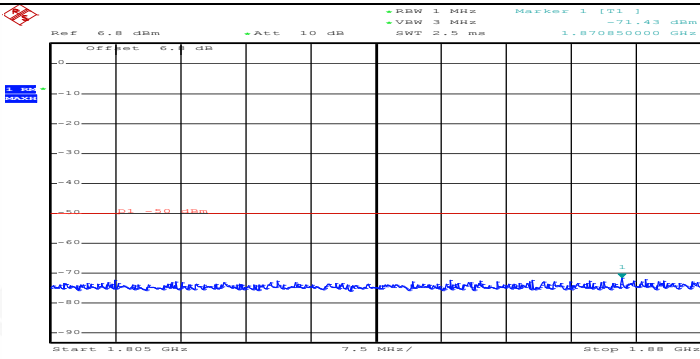
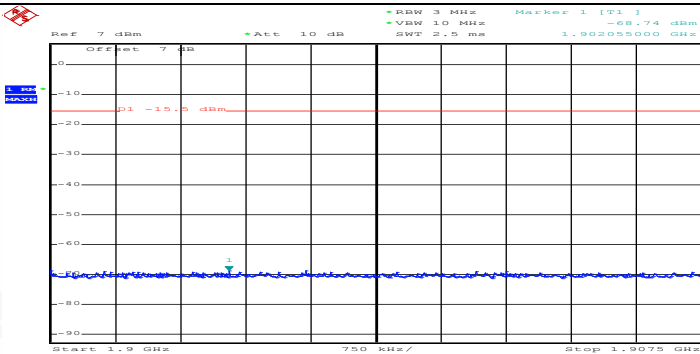
Co-existence	 <p>AAA Date: 16.OCT.2019 20:46:15</p>
Co-existence	 <p>AAA Date: 16.OCT.2019 20:46:22</p>
Additional	NA

Channel Bandwidth=Lowest (5 MHz)_QPSK_LCH_1RB#max	
General	 <p>AAA Date: 16.OCT.2019 20:46:31</p>

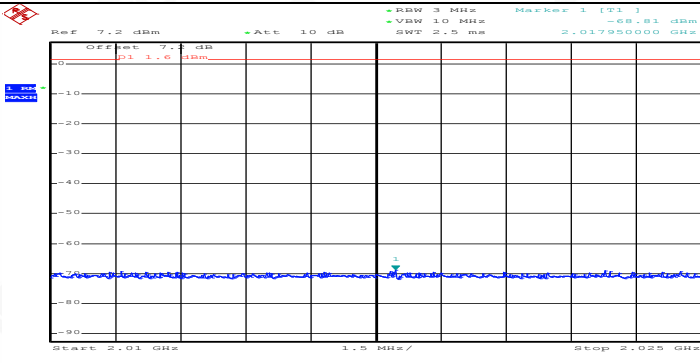
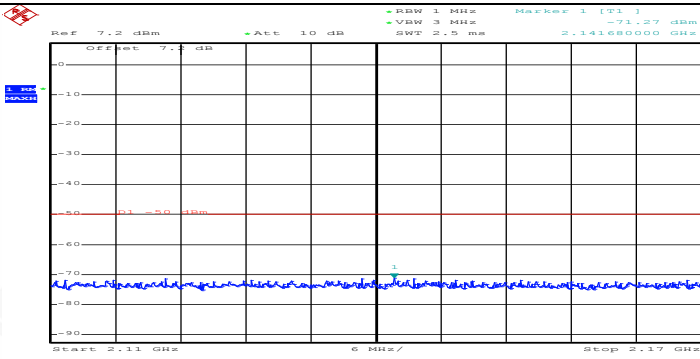
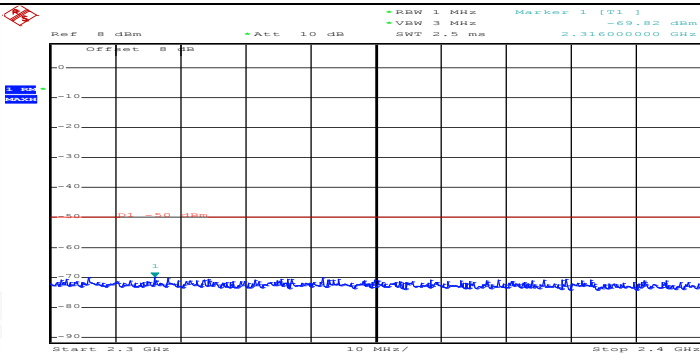


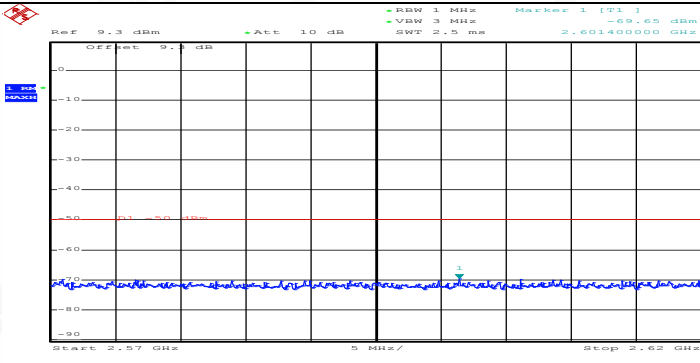
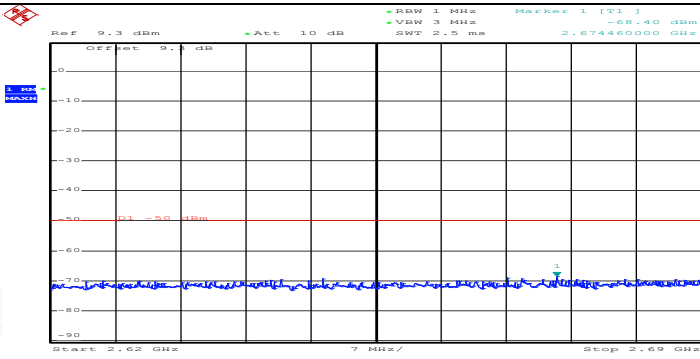
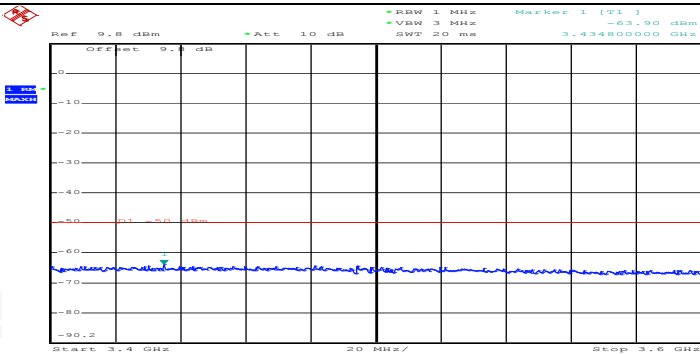
General	 <p>AAA Date: 16.OCT.2019 20:46:43</p>
General	 <p>AAA Date: 16.OCT.2019 20:46:51</p>
General	 <p>AAA Date: 16.OCT.2019 20:46:58</p>

General	 <p>AAA Date: 16.OCT.2019 20:47:05</p>
General	 <p>AAA Date: 16.OCT.2019 20:47:14</p>
Co-existence	 <p>AAA Date: 16.OCT.2019 20:47:20</p>

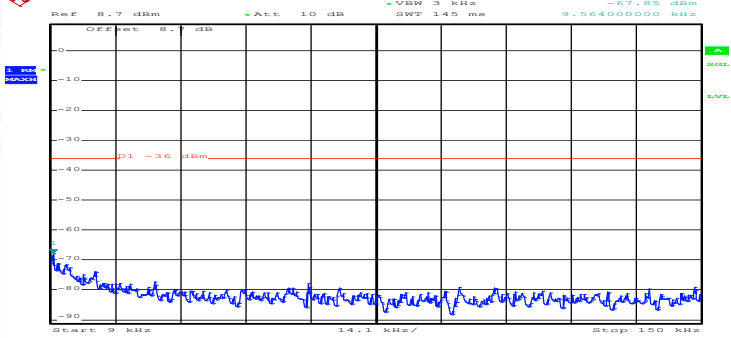
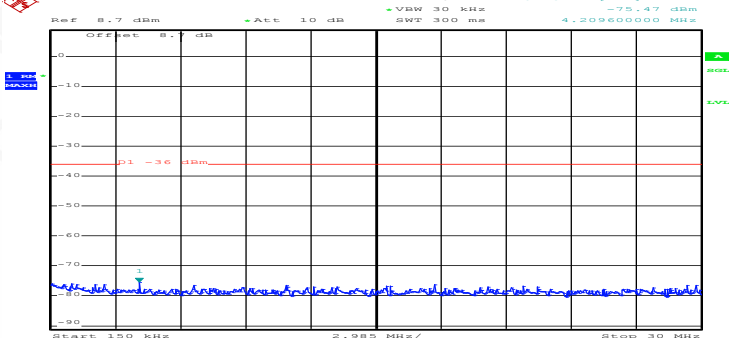
Co-existence	 <p>AAA Date: 16.OCT.2019 20:47:26</p>
Co-existence	 <p>AAA Date: 16.OCT.2019 20:47:33</p>
Co-existence	 <p>AAA Date: 16.OCT.2019 20:47:39</p>



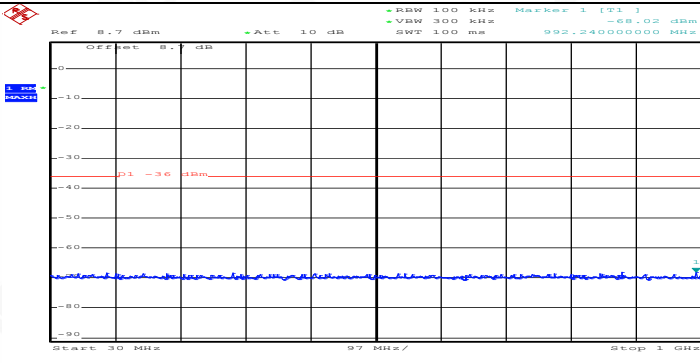
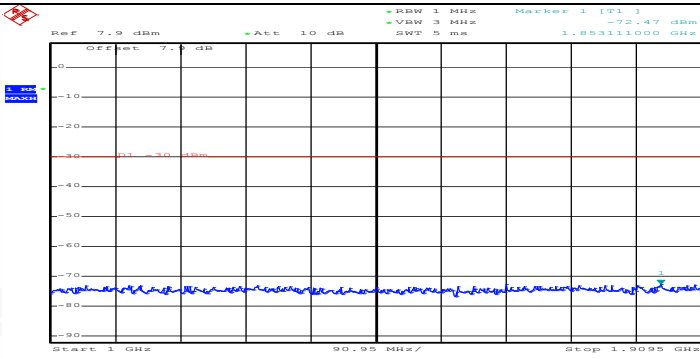
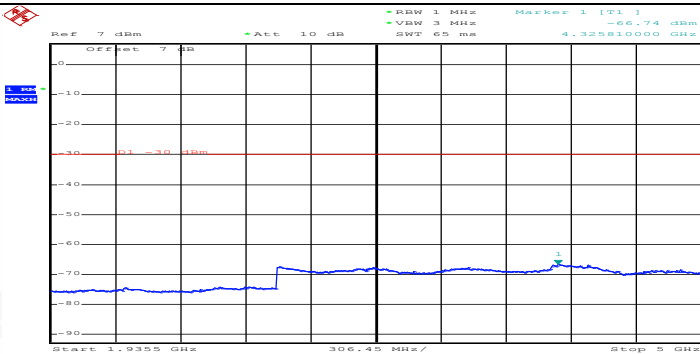
Co-existence	 <p>AAA Date: 16.OCT.2019 20:47:45</p>
Co-existence	 <p>AAA Date: 16.OCT.2019 20:47:51</p>
Co-existence	 <p>AAA Date: 16.OCT.2019 20:47:57</p>

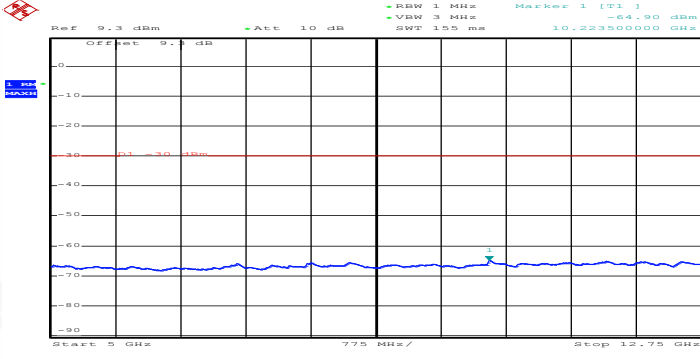
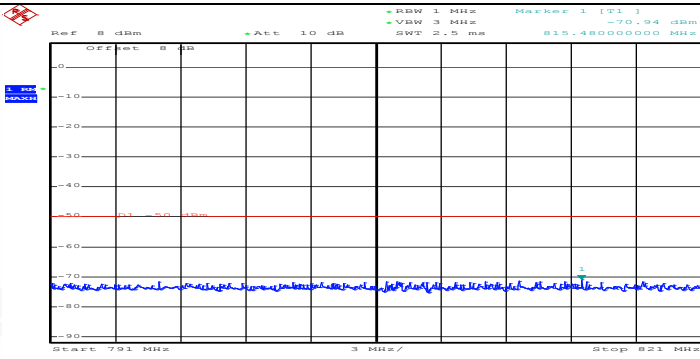
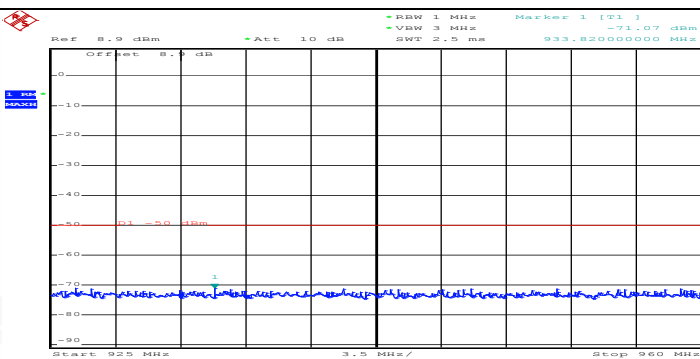
Co-existence	 <p>AAA Date: 16.OCT.2019 20:48:03</p>
Co-existence	 <p>AAA Date: 16.OCT.2019 20:48:10</p>
Co-existence	 <p>AAA Date: 16.OCT.2019 20:48:16</p>

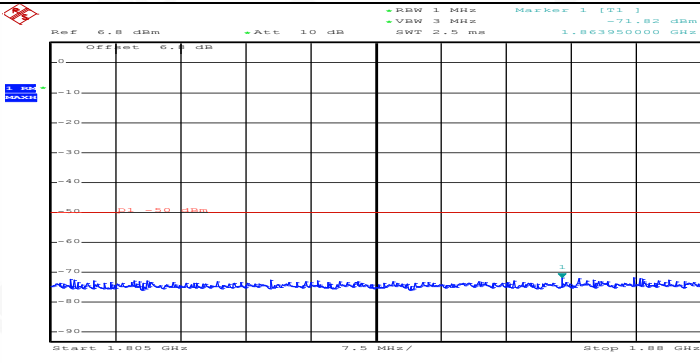
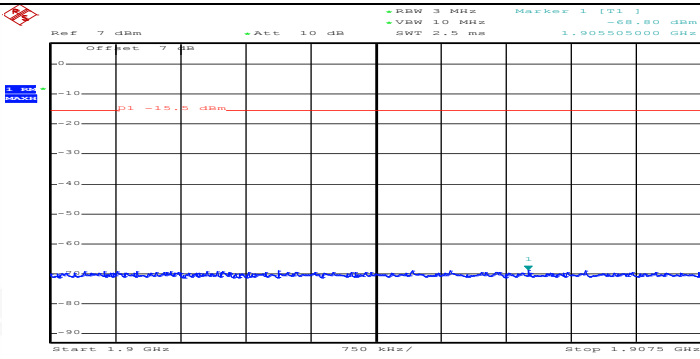
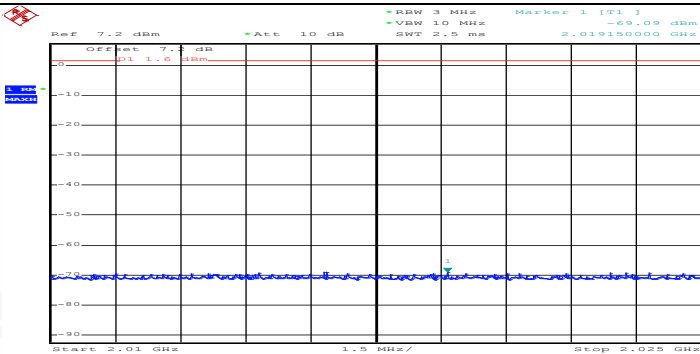
Co-existence	 <p>AAA Date: 16.OCT.2019 20:48:22</p>
Additional	NA

Channel Bandwidth=Lowest (5 MHz)_QPSK_LCH_FullIRB#0	
General	 <p>AAA Date: 16.OCT.2019 20:48:36</p>
General	 <p>AAA Date: 16.OCT.2019 20:48:48</p>

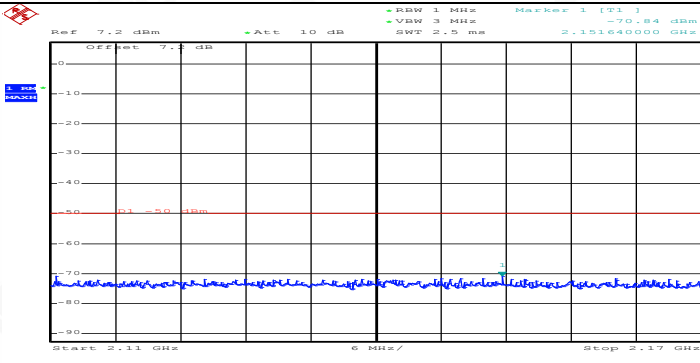
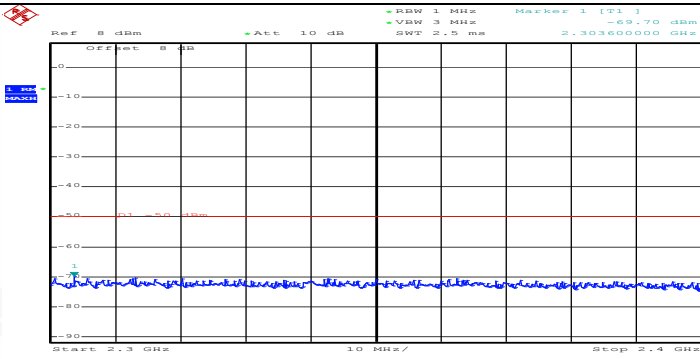
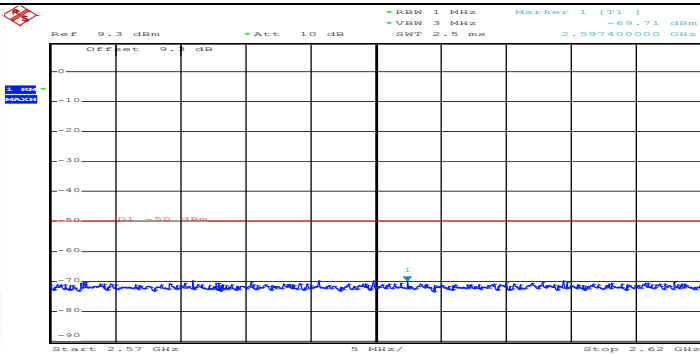


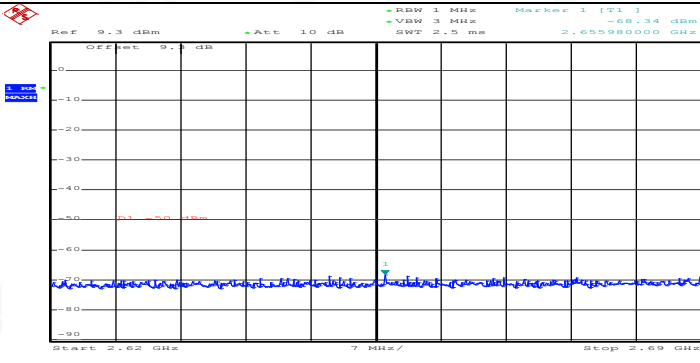
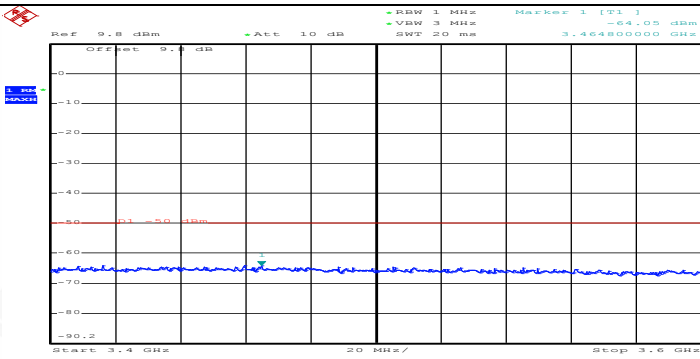
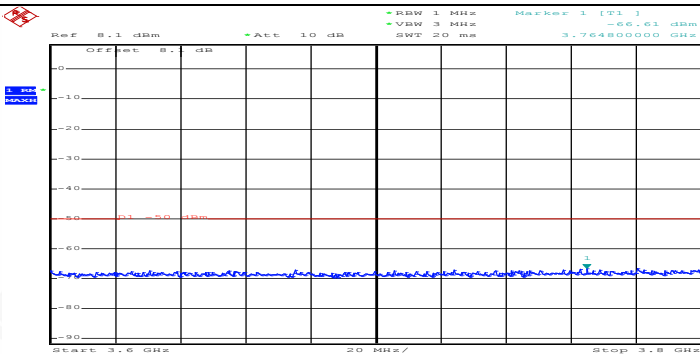
General	 <p>AAA Date: 16.OCT.2019 20:48:56</p>
General	 <p>AAA Date: 16.OCT.2019 20:49:03</p>
General	 <p>AAA Date: 16.OCT.2019 20:49:10</p>

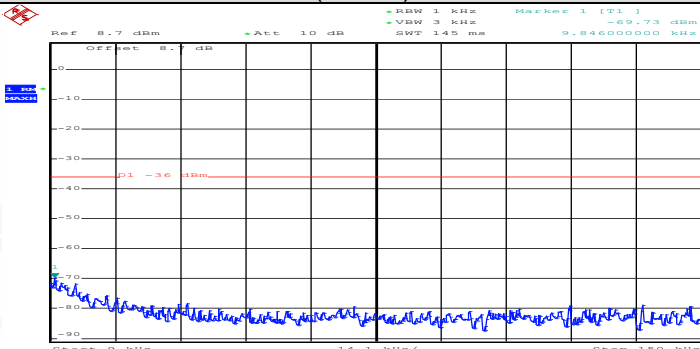
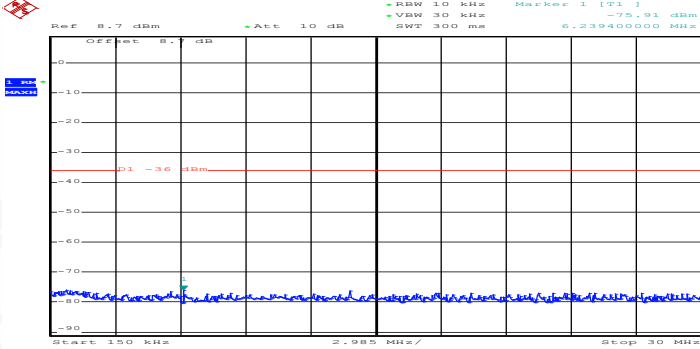
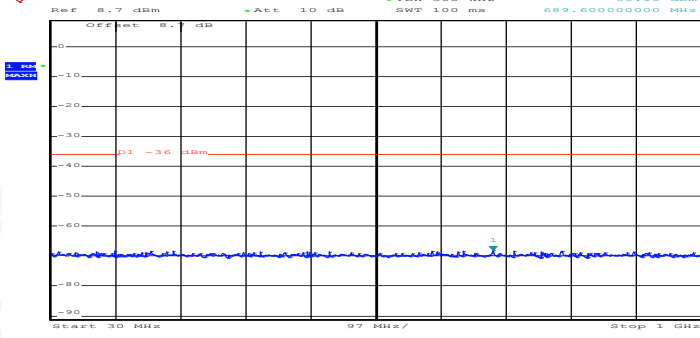
General	 <p>AAA Date: 16.OCT.2019 20:49:19</p>
Co-existence	 <p>AAA Date: 16.OCT.2019 20:49:25</p>
Co-existence	 <p>AAA Date: 16.OCT.2019 20:49:31</p>

Co-existence	 <p>AAA Date: 16.OCT.2019 20:49:38</p>
Co-existence	 <p>AAA Date: 16.OCT.2019 20:49:44</p>
Co-existence	 <p>AAA Date: 16.OCT.2019 20:49:50</p>



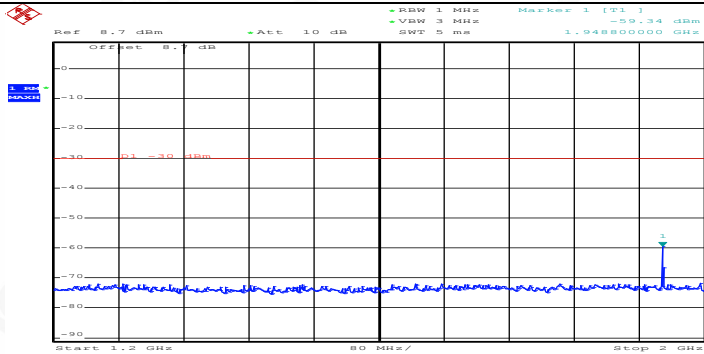
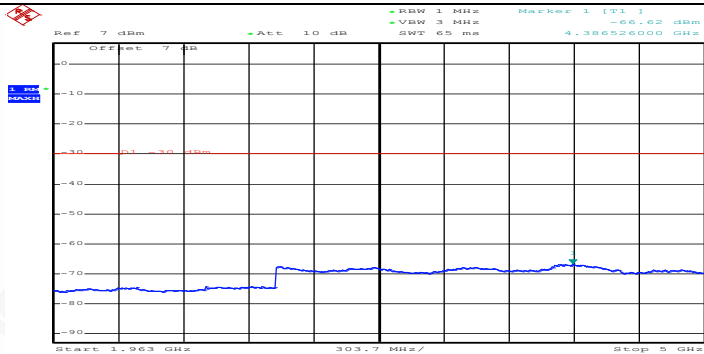
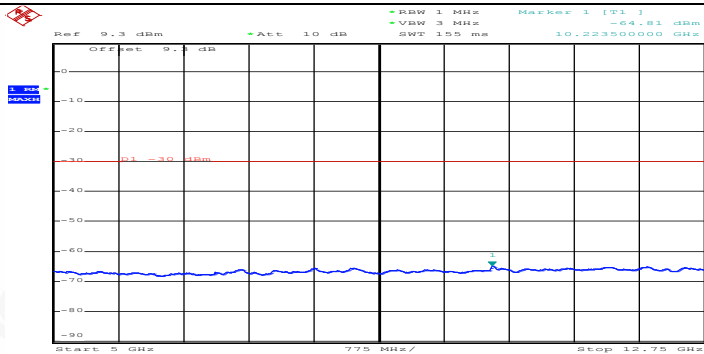
Co-existence	 <p>AAA Date: 16.OCT.2019 20:49:56</p>
Co-existence	 <p>AAA Date: 16.OCT.2019 20:50:02</p>
Co-existence	 <p>AAA Date: 16.OCT.2019 20:50:08</p>

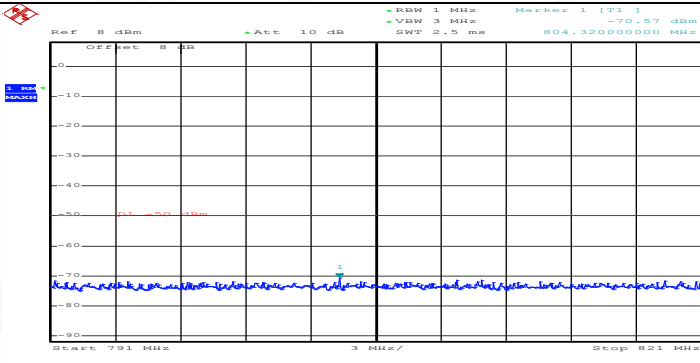
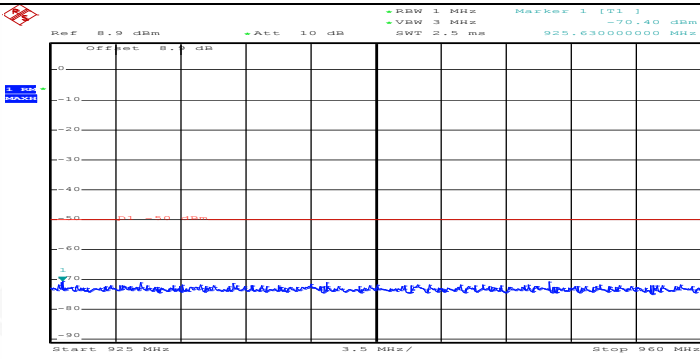
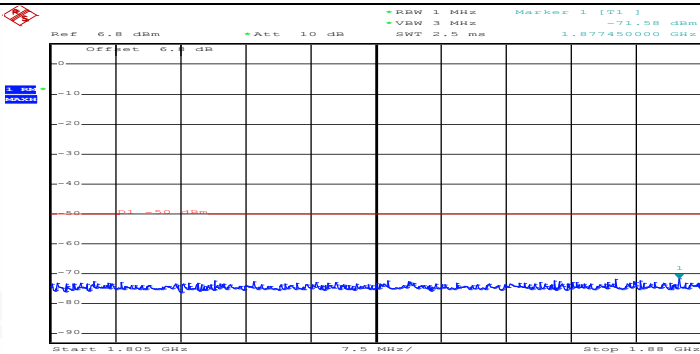
Co-existence	 <p>AAA Date: 16.OCT.2019 20:50:15</p>
Co-existence	 <p>AAA Date: 16.OCT.2019 20:50:21</p>
Co-existence	 <p>AAA Date: 16.OCT.2019 20:50:27</p>
Additional	NA

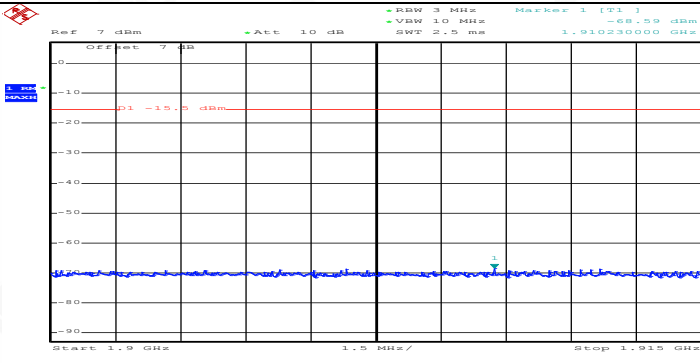
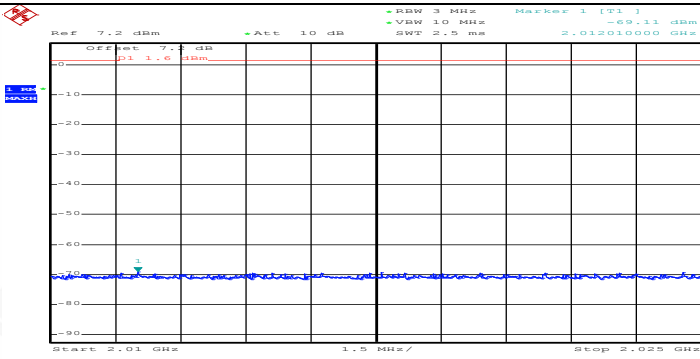
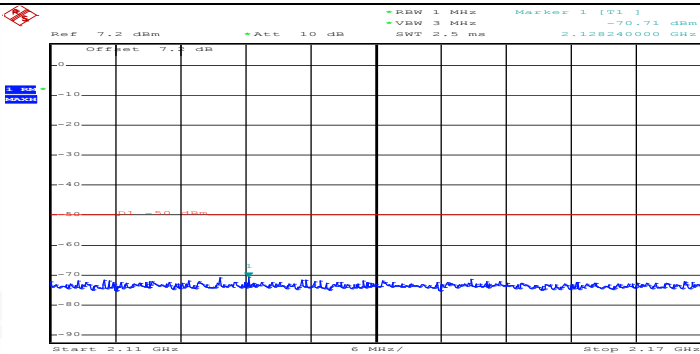
Channel Bandwidth=Lowest (5 MHz)_QPSK_MCH_1RB#0	
General	 <p>AAA Date: 16.OCT.2019 20:50:41</p>
General	 <p>AAA Date: 16.OCT.2019 20:50:53</p>
General	 <p>AAA Date: 16.OCT.2019 20:51:01</p>



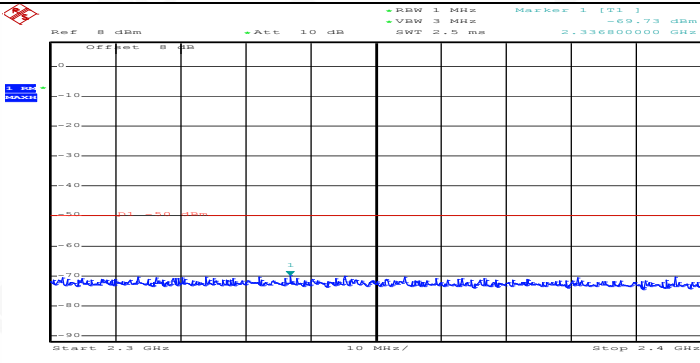
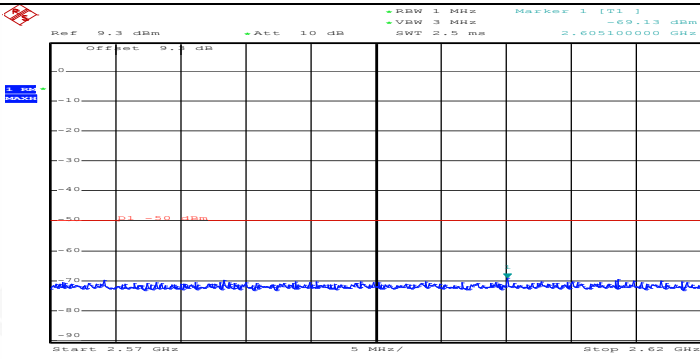
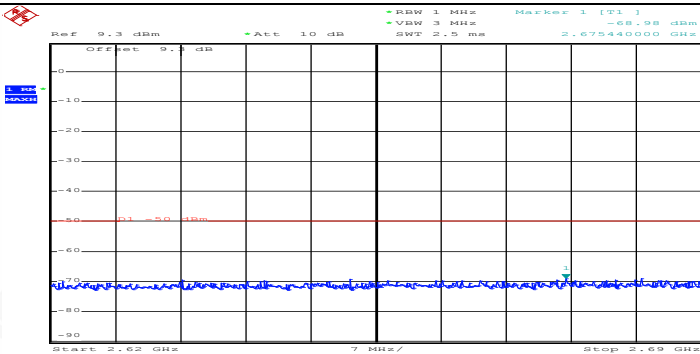


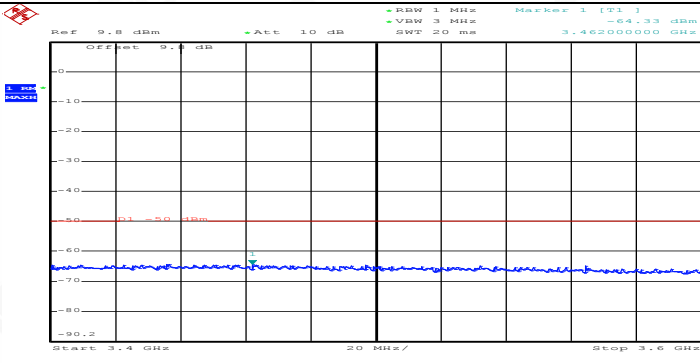
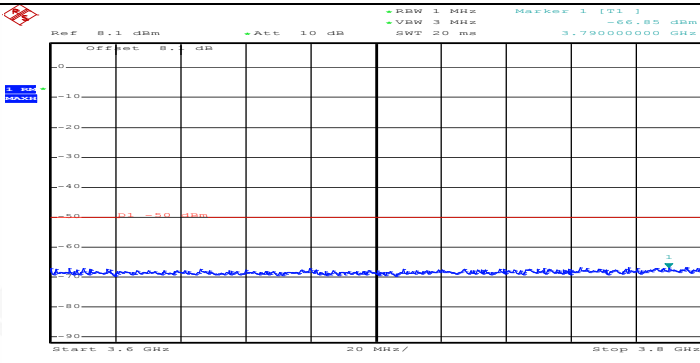
General	 <p>AAA Date: 16.OCT.2019 20:51:07</p>
General	 <p>AAA Date: 16.OCT.2019 20:51:15</p>
General	 <p>AAA Date: 16.OCT.2019 20:51:24</p>

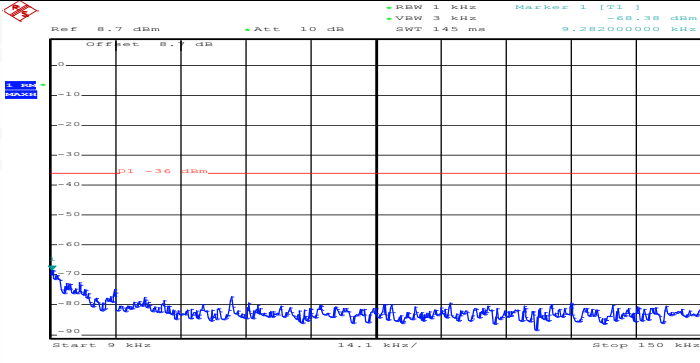
Co-existence	 <p>AAA Date: 16.OCT.2019 20:51:30</p>
Co-existence	 <p>AAA Date: 16.OCT.2019 20:51:36</p>
Co-existence	 <p>AAA Date: 16.OCT.2019 20:51:42</p>

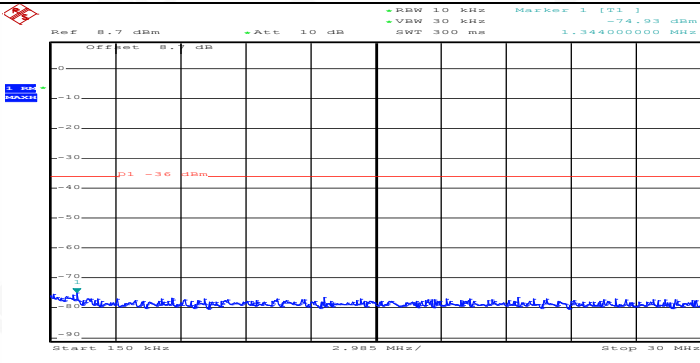
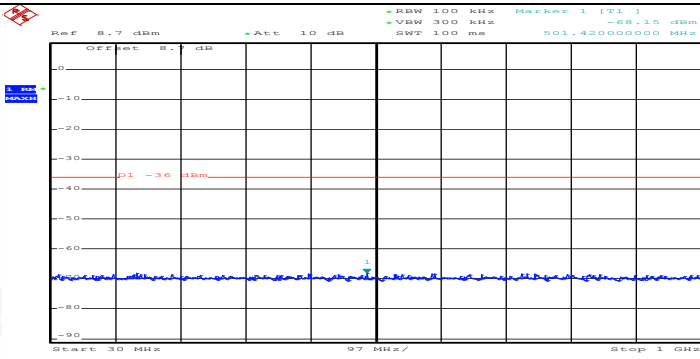
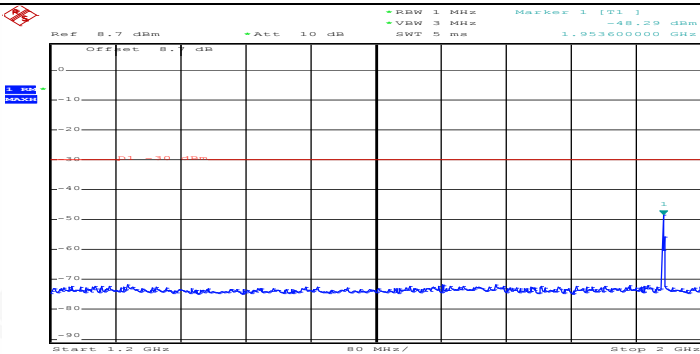
Co-existence	 <p>AAA Date: 16.OCT.2019 20:51:48</p>
Co-existence	 <p>AAA Date: 16.OCT.2019 20:51:54</p>
Co-existence	 <p>AAA Date: 16.OCT.2019 20:52:01</p>



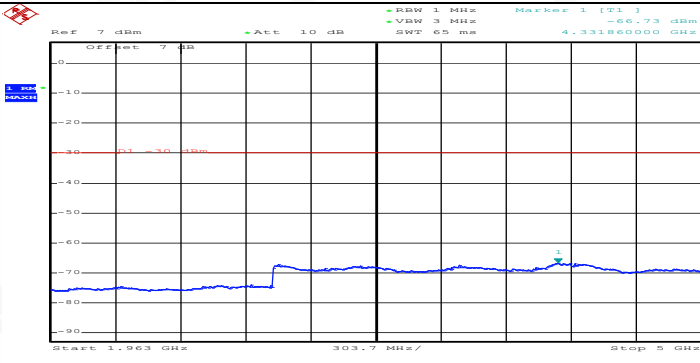
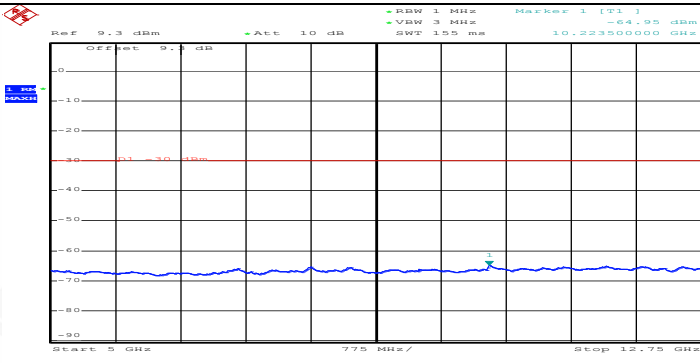
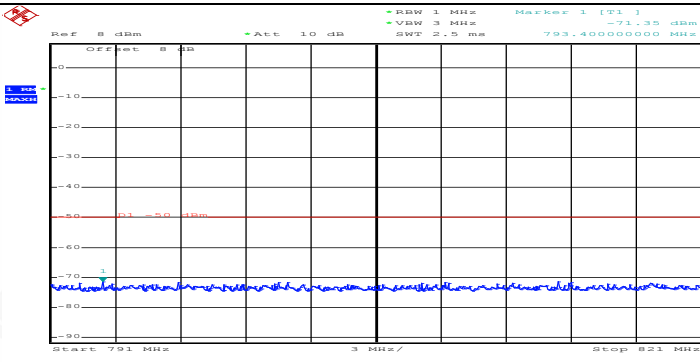
Co-existence	 <p>AAA Date: 16.OCT.2019 20:52:07</p>
Co-existence	 <p>AAA Date: 16.OCT.2019 20:52:13</p>
Co-existence	 <p>AAA Date: 16.OCT.2019 20:52:19</p>

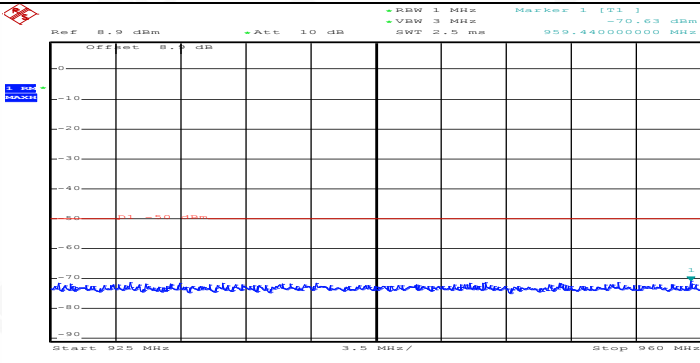
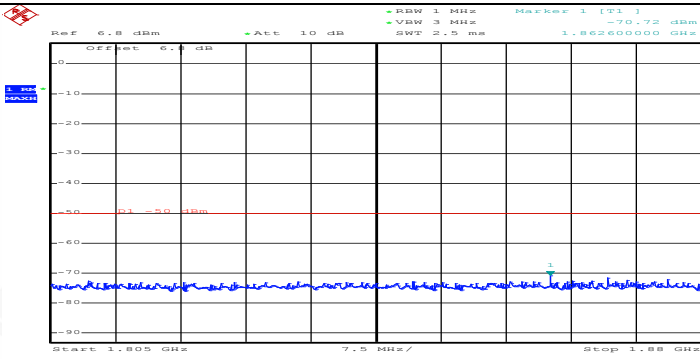
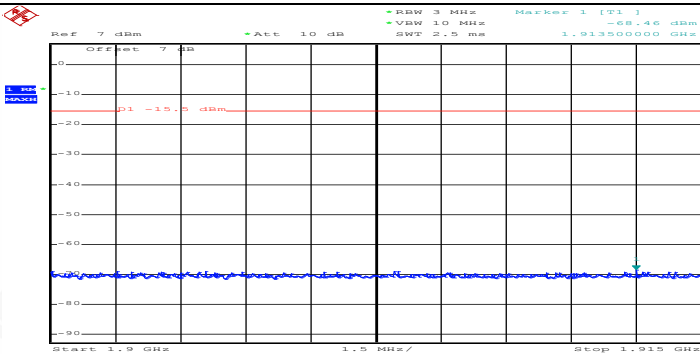
Co-existence	 <p>AAA Date: 16.OCT.2019 20:52:25</p>
Co-existence	 <p>AAA Date: 16.OCT.2019 20:52:32</p>
Additional	NA

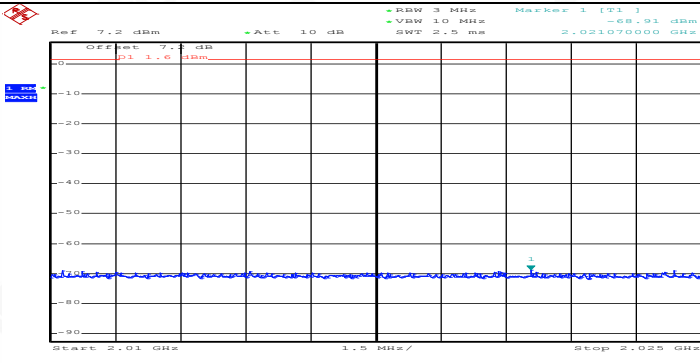
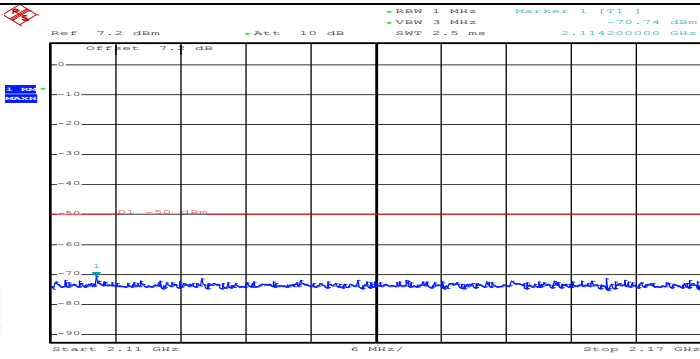
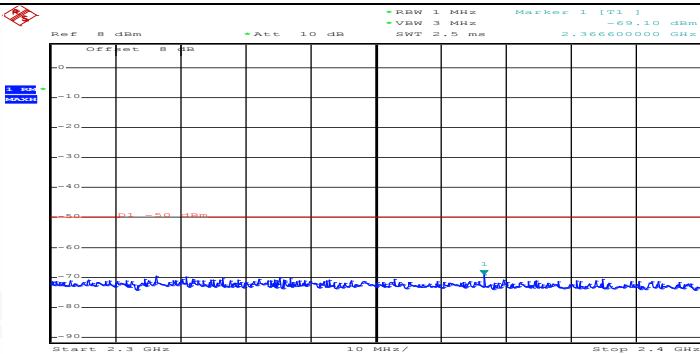
Channel Bandwidth=Lowest (5 MHz)_QPSK_MCH_1RB#max	
General	 <p>AAA Date: 16.OCT.2019 20:52:41</p>

General	 <p>AAA Date: 16.OCT.2019 20:52:53</p>
General	 <p>AAA Date: 16.OCT.2019 20:53:01</p>
General	 <p>AAA Date: 16.OCT.2019 20:53:07</p>

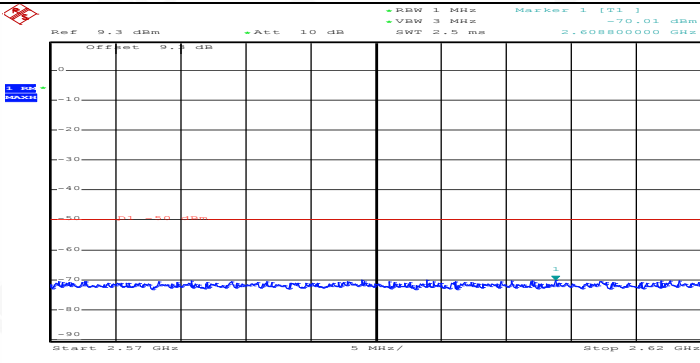
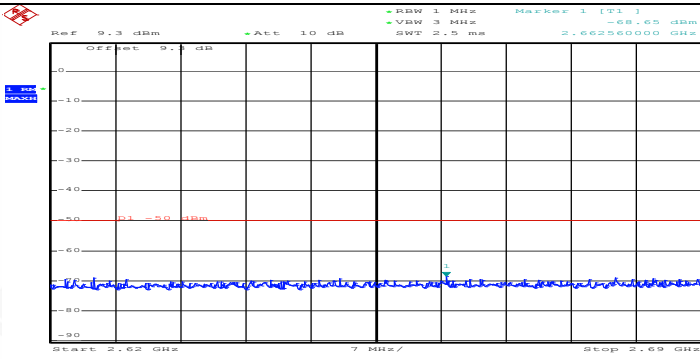
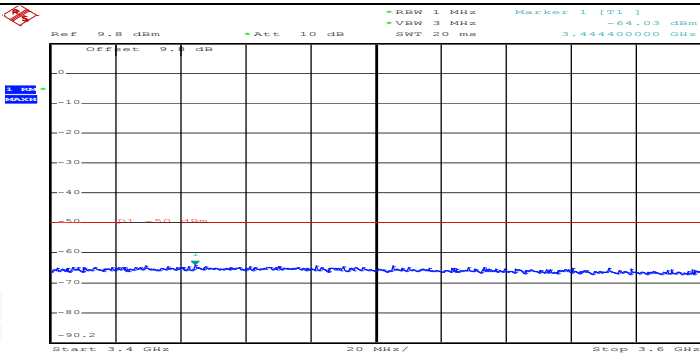


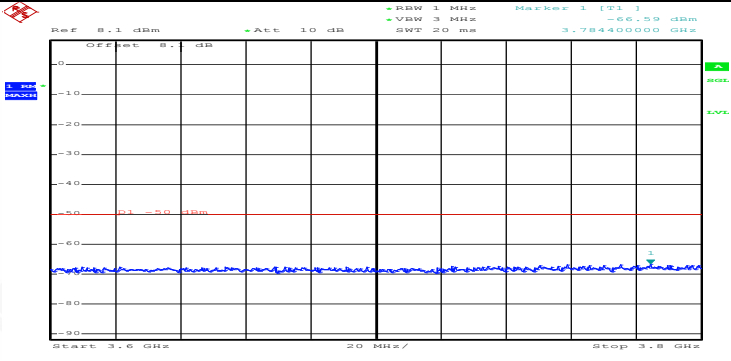
General	 <p>Ref: 7 dBm, Att: 10 dB, RBW: 1 MHz, VSW: 3 MHz, SWT: 65 ms, Marker 1: [T1] -66.73 dBm, 4.331860000 GHz</p> <p>Start: 1.963 GHz, 303.7 MHz/, Stop: 5 GHz</p> <p>AAA Date: 16.OCT.2019 20:53:15</p>
General	 <p>Ref: 9.3 dBm, Att: 10 dB, RBW: 1 MHz, VSW: 3 MHz, SWT: 155 ms, Marker 1: [T1] -64.95 dBm, 10.223500000 GHz</p> <p>Start: 5 GHz, 775 MHz/, Stop: 12.75 GHz</p> <p>AAA Date: 16.OCT.2019 20:53:24</p>
Co-existence	 <p>Ref: 8 dBm, Att: 10 dB, RBW: 1 MHz, VSW: 3 MHz, SWT: 2.5 ms, Marker 1: [T1] -71.35 dBm, 793.400000000 MHz</p> <p>Start: 791 MHz, 3 MHz/, Stop: 821 MHz</p> <p>AAA Date: 16.OCT.2019 20:53:30</p>

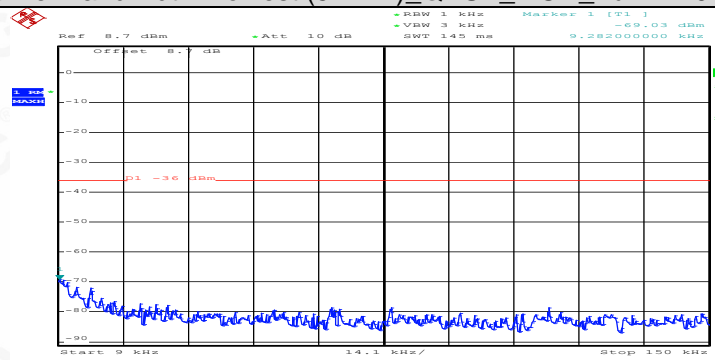
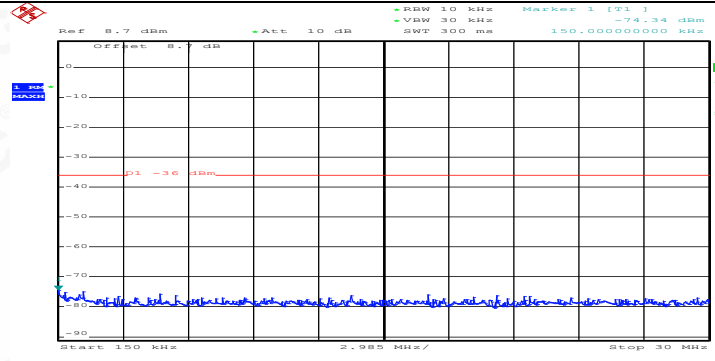
Co-existence	 <p>Ref: 8.9 dBm, Att: 10 dB, RBW: 3 MHz, VSW: 3 MHz, SWT: 2.5 ms, Marker 1: [T1], -70.63 dBm, 959.44000000 MHz</p> <p>AAA Date: 16.OCT.2019 20:53:36</p>
Co-existence	 <p>Ref: 6.8 dBm, Att: 10 dB, RBW: 3 MHz, VSW: 3 MHz, SWT: 2.5 ms, Marker 1: [T1], -70.72 dBm, 1.86200000 GHz</p> <p>AAA Date: 16.OCT.2019 20:53:42</p>
Co-existence	 <p>Ref: 7 dBm, Att: 10 dB, RBW: 3 MHz, VSW: 10 MHz, SWT: 2.5 ms, Marker 1: [T1], -69.46 dBm, 1.91350000 GHz</p> <p>AAA Date: 16.OCT.2019 20:53:48</p>

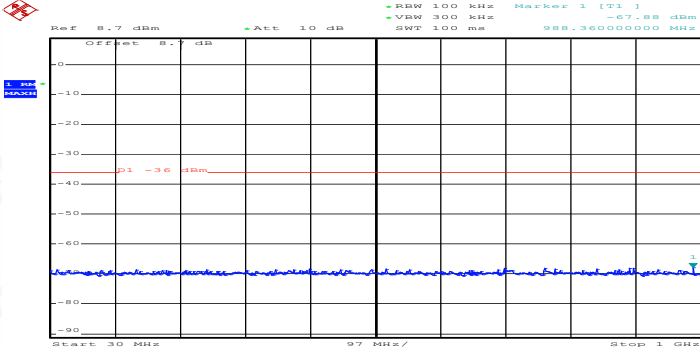
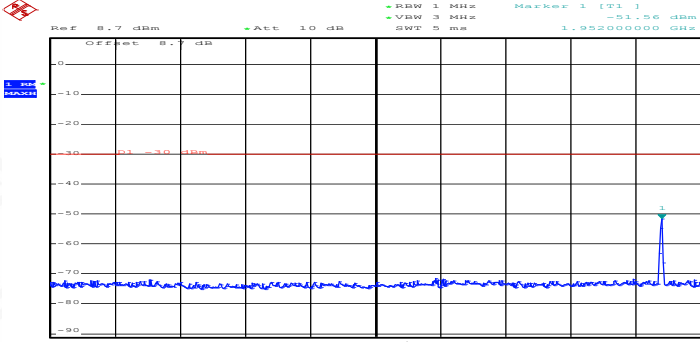
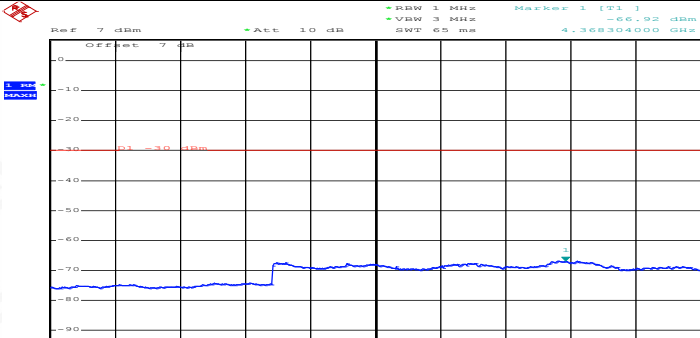
Co-existence	 <p>AAA Date: 16.OCT.2019 20:53:54</p>
Co-existence	 <p>AAA Date: 16.OCT.2019 20:54:01</p>
Co-existence	 <p>AAA Date: 16.OCT.2019 20:54:07</p>



Co-existence	 <p>AAA Date: 16.OCT.2019 20:54:13</p>
Co-existence	 <p>AAA Date: 16.OCT.2019 20:54:19</p>
Co-existence	 <p>AAA Date: 16.OCT.2019 20:54:25</p>

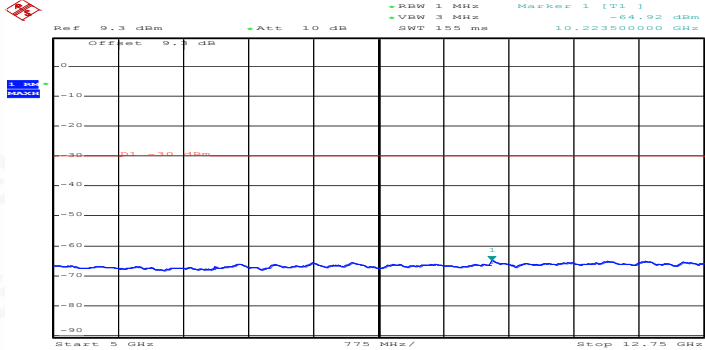
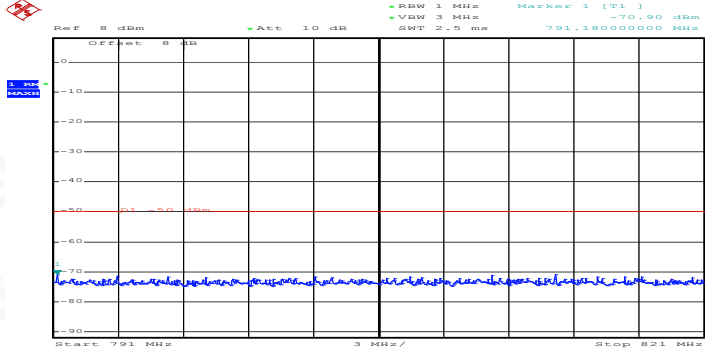
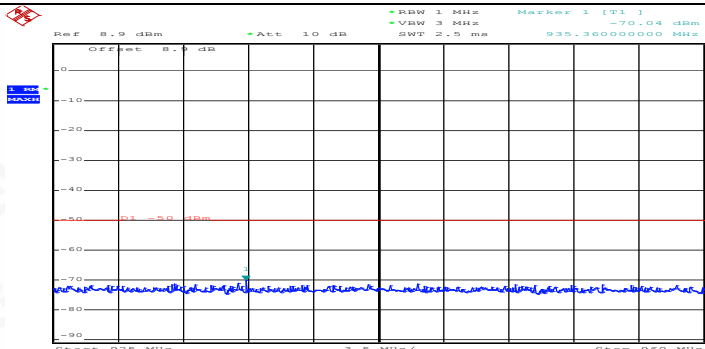
Co-existence	 <p>AAA Date: 16.OCT.2019 20:54:32</p>
Additional	NA

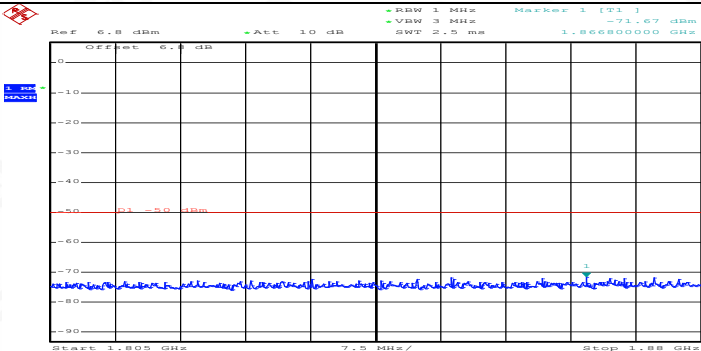
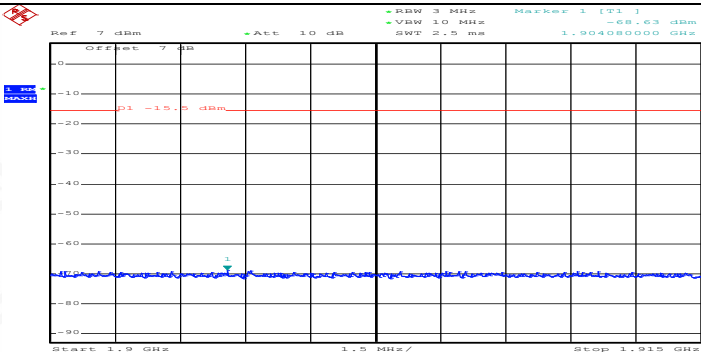
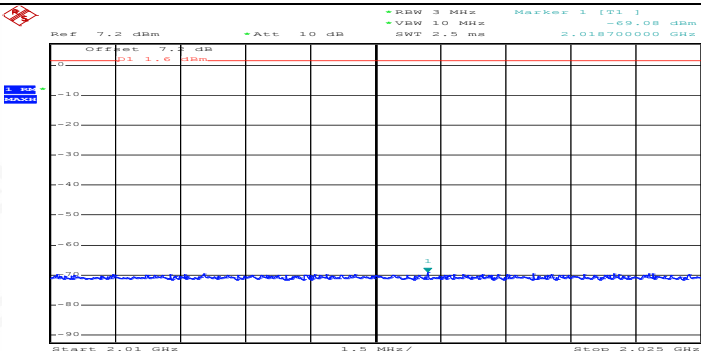
Channel Bandwidth=Lowest (5 MHz) QPSK_MCH_FullRB#0	
General	 <p>AAA Date: 16.OCT.2019 20:54:45</p>
General	 <p>AAA Date: 16.OCT.2019 20:54:58</p>

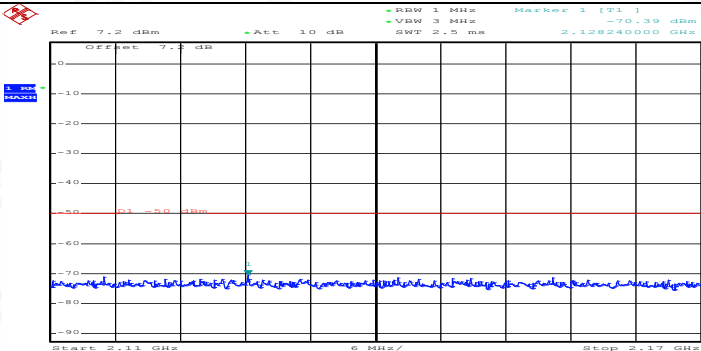
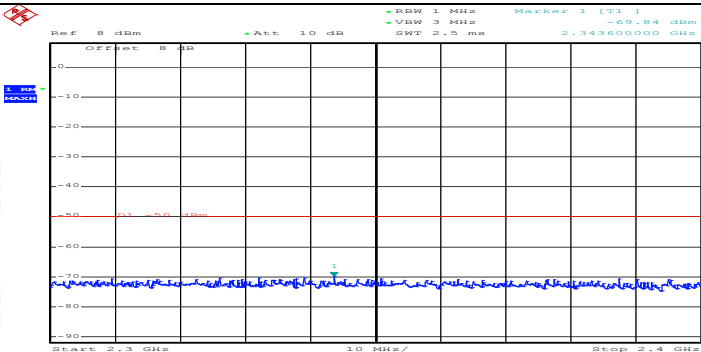
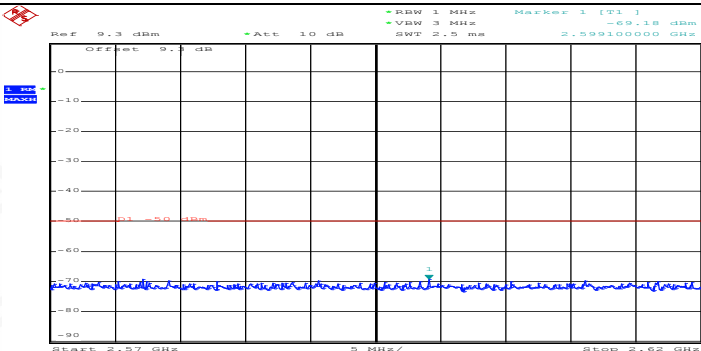
General	 <p>AAA Date: 16.OCT.2019 20:55:06</p>
General	 <p>AAA Date: 16.OCT.2019 20:55:12</p>
General	 <p>AAA Date: 16.OCT.2019 20:55:19</p>



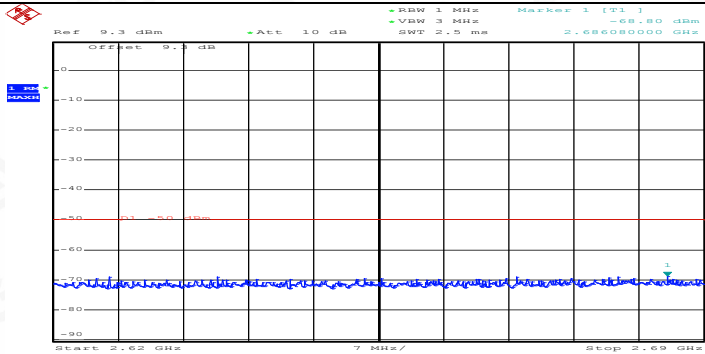
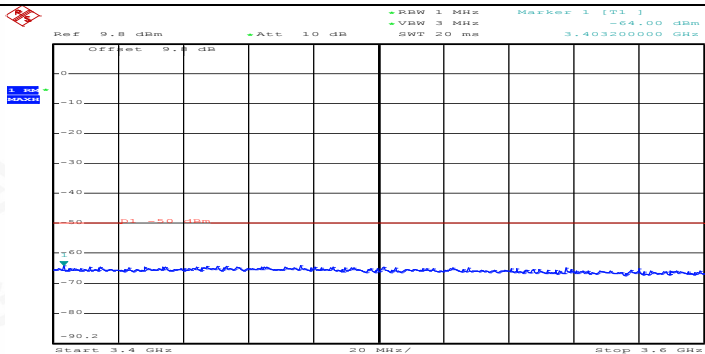
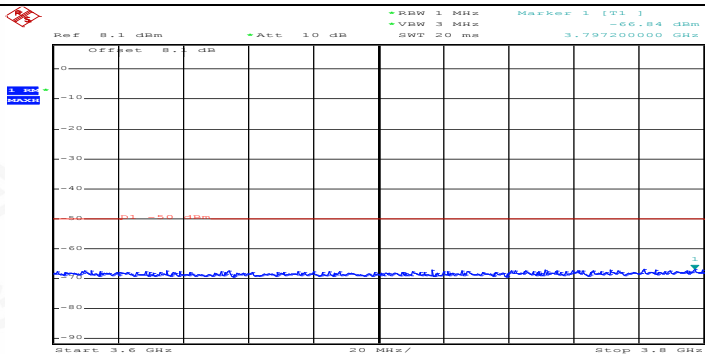


General	 <p>AAA Date: 16.OCT.2019 20:55:28</p>
Co-existence	 <p>AAA Date: 16.OCT.2019 20:55:34</p>
Co-existence	 <p>AAA Date: 16.OCT.2019 20:55:41</p>

Co-existence	 <p>AAA Date: 16.OCT.2019 20:55:47</p>
Co-existence	 <p>AAA Date: 16.OCT.2019 20:55:53</p>
Co-existence	 <p>AAA Date: 16.OCT.2019 20:55:59</p>

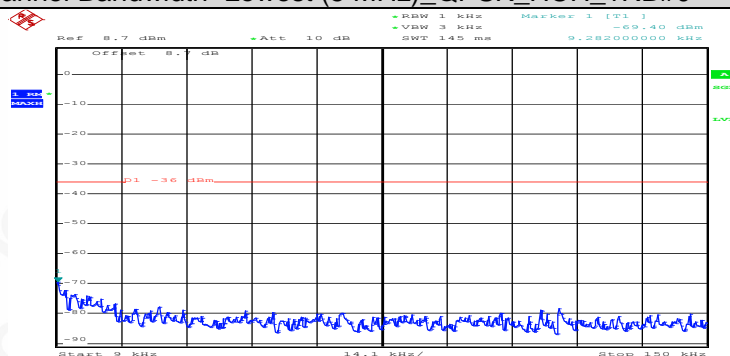
Co-existence	 <p>AAA Date: 16.OCT.2019 20:56:05</p>
Co-existence	 <p>AAA Date: 16.OCT.2019 20:56:11</p>
Co-existence	 <p>AAA Date: 16.OCT.2019 20:56:17</p>



Co-existence	 <p>AAA Date: 16.OCT.2019 20:56:24</p>
Co-existence	 <p>AAA Date: 16.OCT.2019 20:56:30</p>
Co-existence	 <p>AAA Date: 16.OCT.2019 20:56:36</p>
Additional	NA

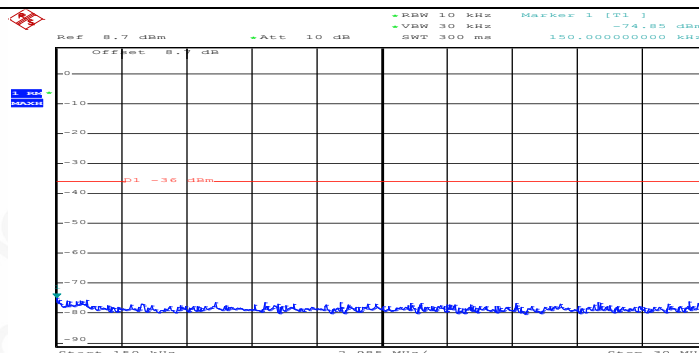
Channel Bandwidth=Lowest (5 MHz)\_QPSK\_HCH\_1RB#0

General



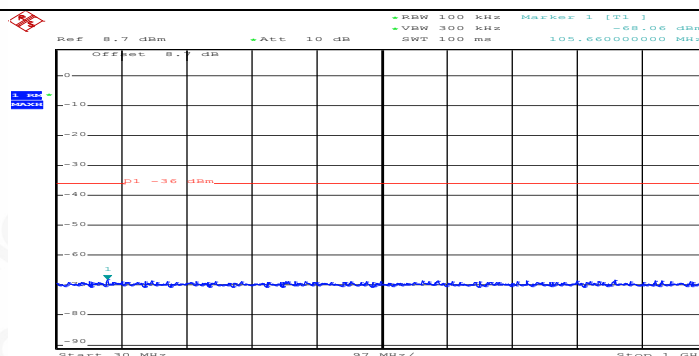
AAA  
Date: 16.OCT.2019 20:56:50

General

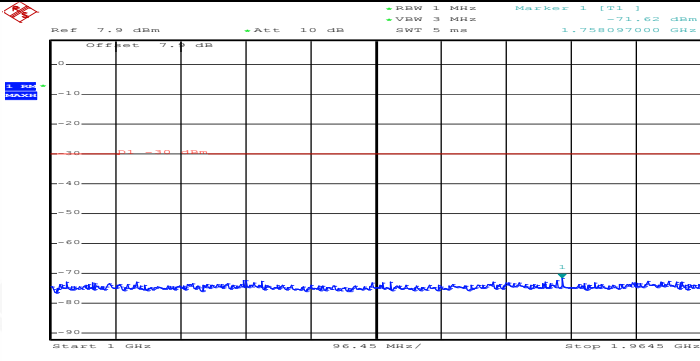
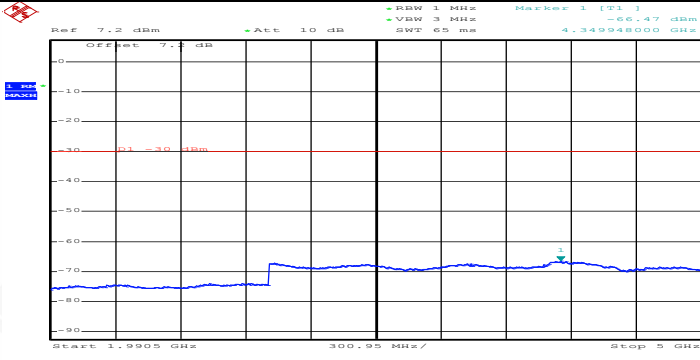
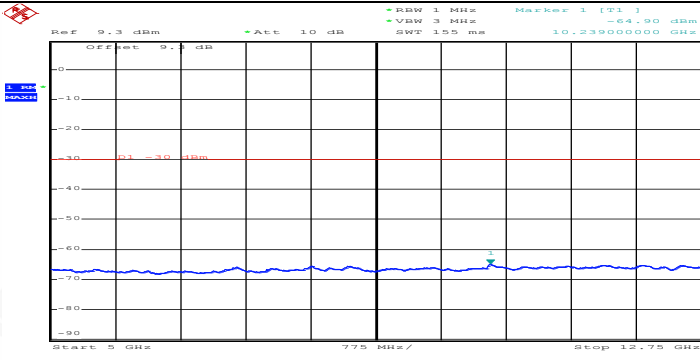


AAA  
Date: 16.OCT.2019 20:57:02

General

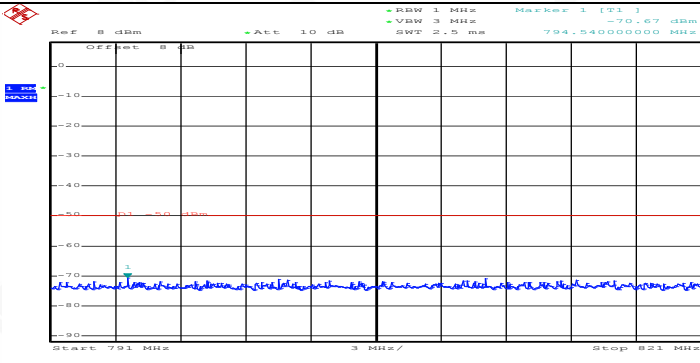
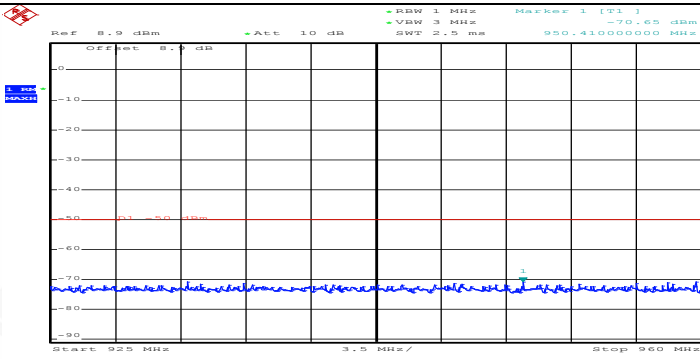
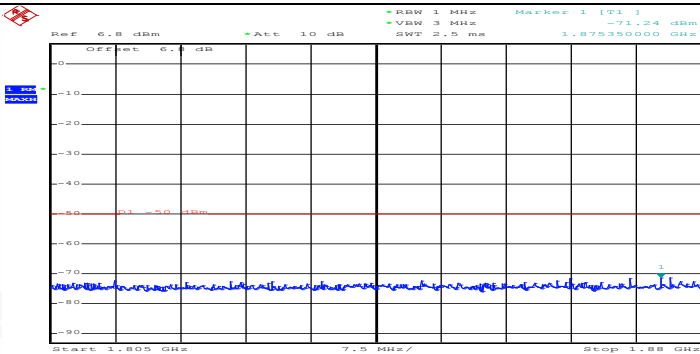


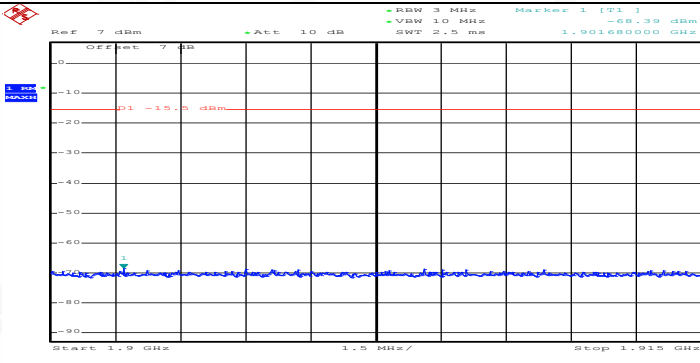
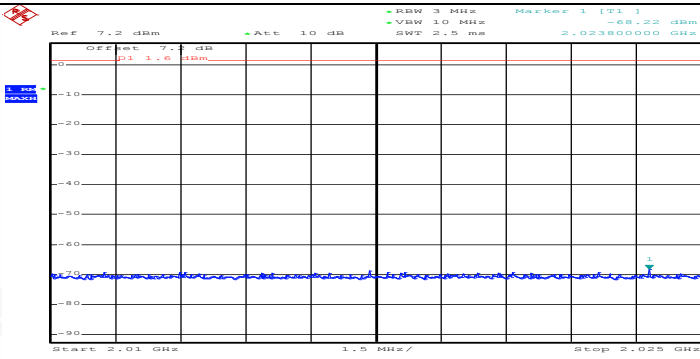
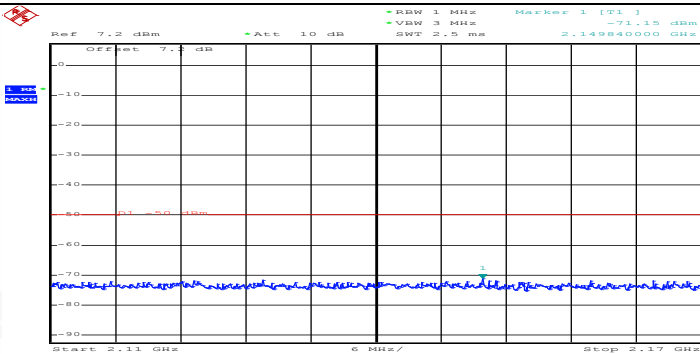
AAA  
Date: 16.OCT.2019 20:57:10

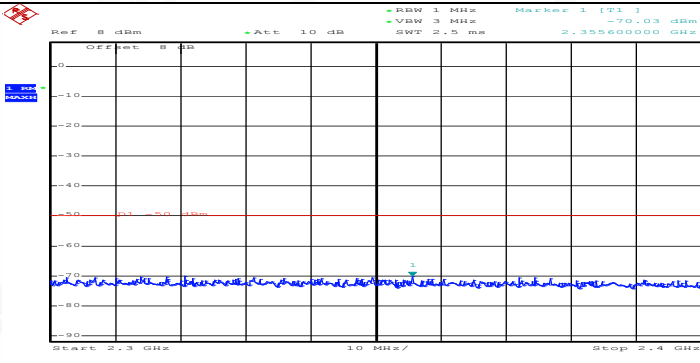
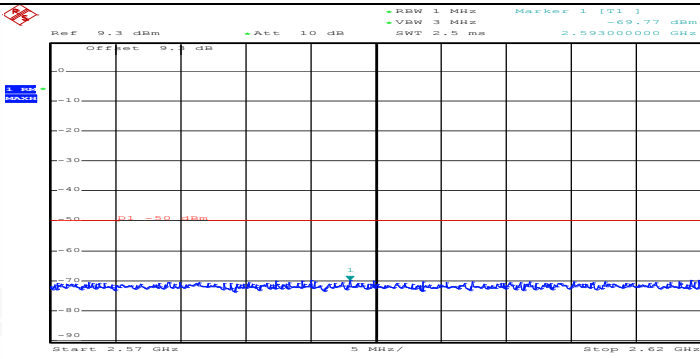
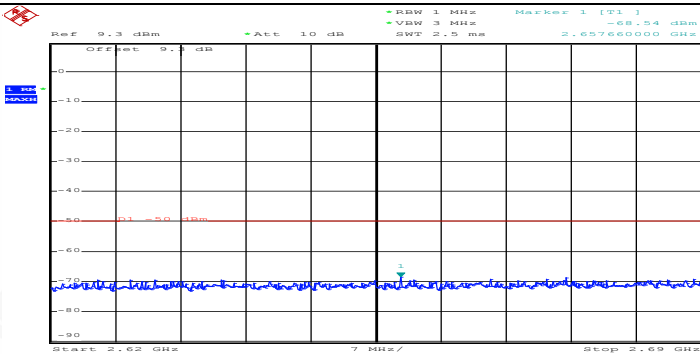
General	 <p>AAA Date: 16.OCT.2019 20:57:17</p>
General	 <p>AAA Date: 16.OCT.2019 20:57:24</p>
General	 <p>AAA Date: 16.OCT.2019 20:57:33</p>



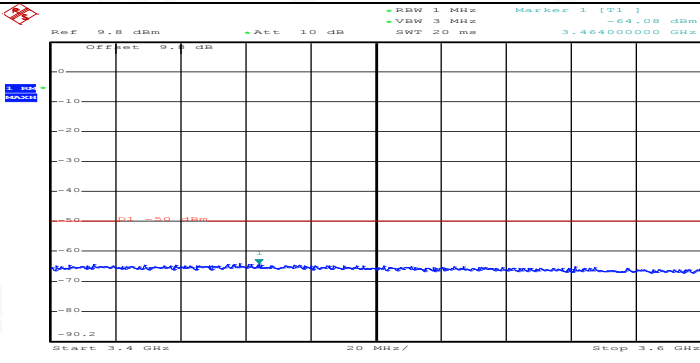
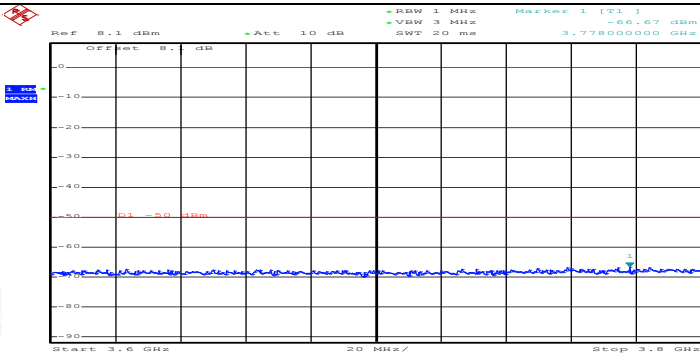


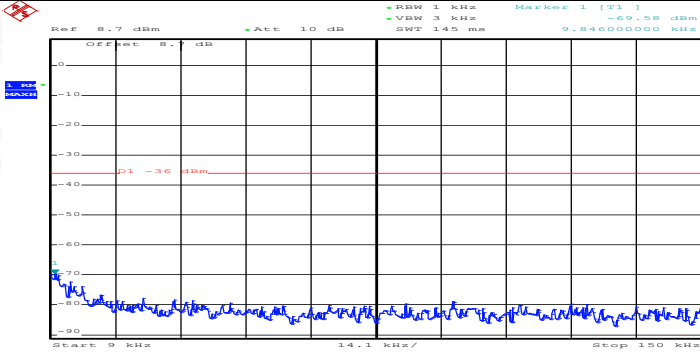
Co-existence	 <p>AAA Date: 16.OCT.2019 20:57:39</p>
Co-existence	 <p>AAA Date: 16.OCT.2019 20:57:46</p>
Co-existence	 <p>AAA Date: 16.OCT.2019 20:57:52</p>

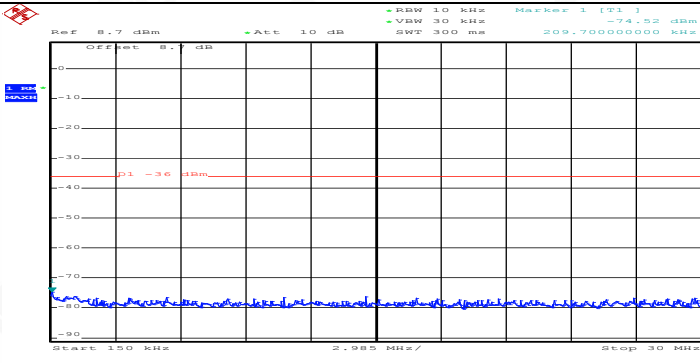
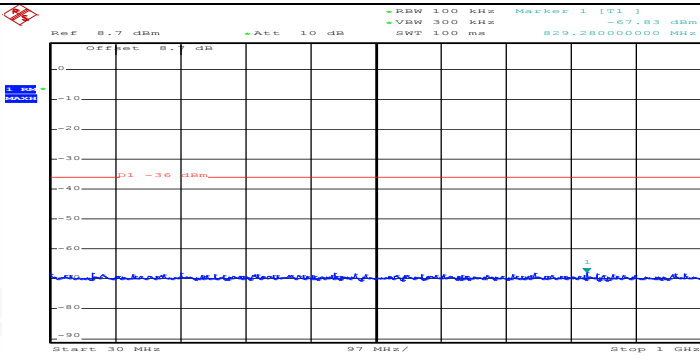
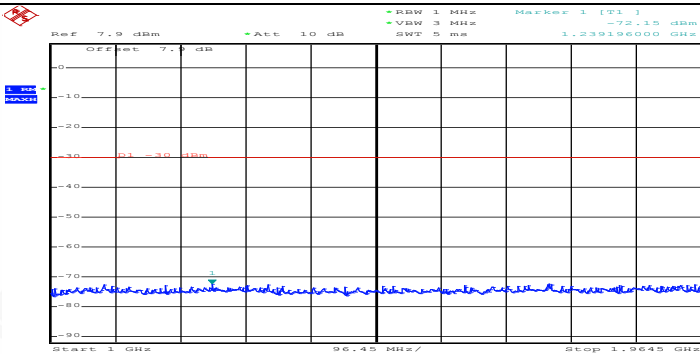
Co-existence	 <p>AAA Date: 16.OCT.2019 20:57:58</p>
Co-existence	 <p>AAA Date: 16.OCT.2019 20:58:04</p>
Co-existence	 <p>AAA Date: 16.OCT.2019 20:58:10</p>

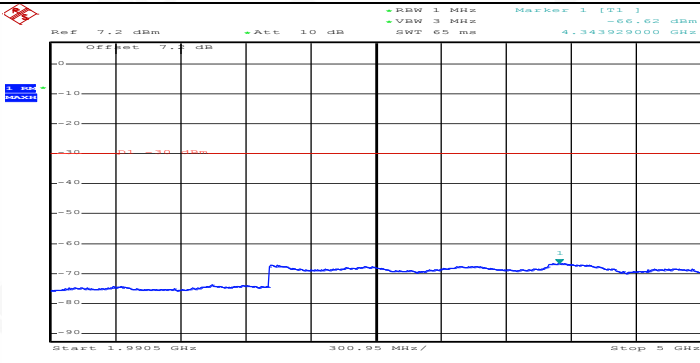
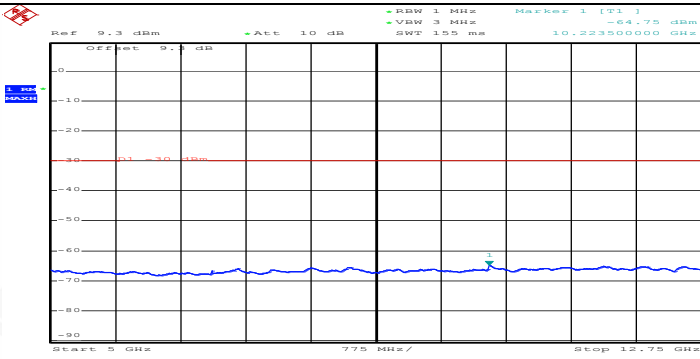
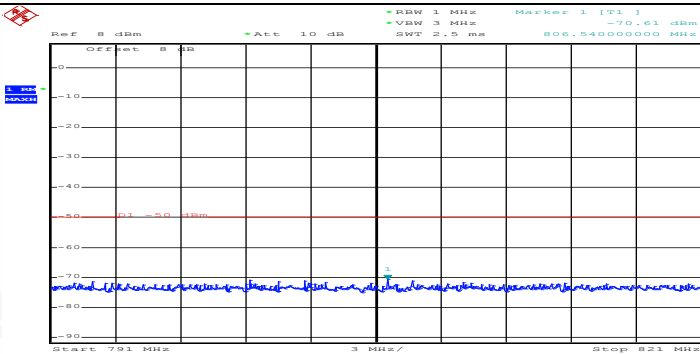
Co-existence	 <p>AAA Date: 16.OCT.2019 20:58:16</p>
Co-existence	 <p>AAA Date: 16.OCT.2019 20:58:22</p>
Co-existence	 <p>AAA Date: 16.OCT.2019 20:58:29</p>



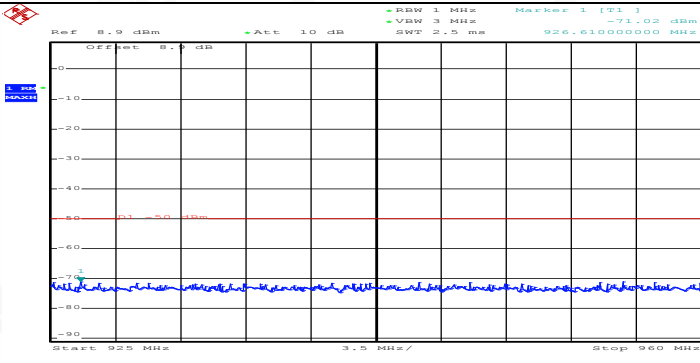
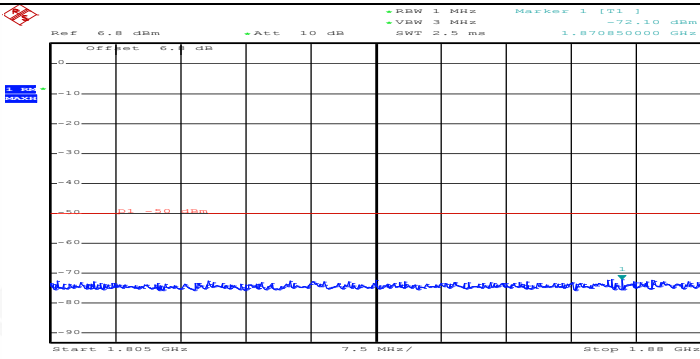
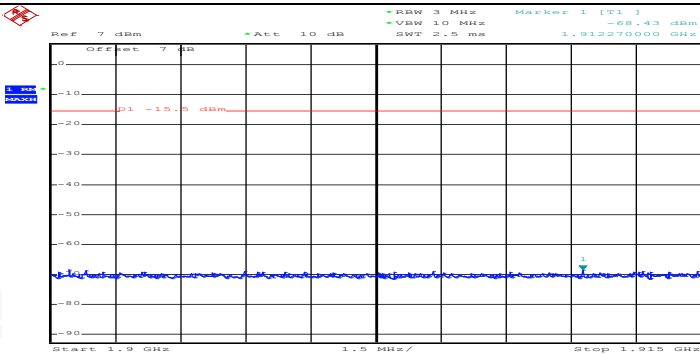
Co-existence	 <p>AAA Date: 16.OCT.2019 20:58:35</p>
Co-existence	 <p>AAA Date: 16.OCT.2019 20:58:41</p>
Additional	NA

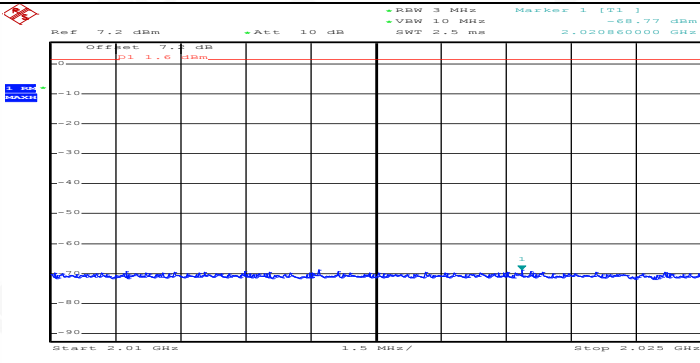
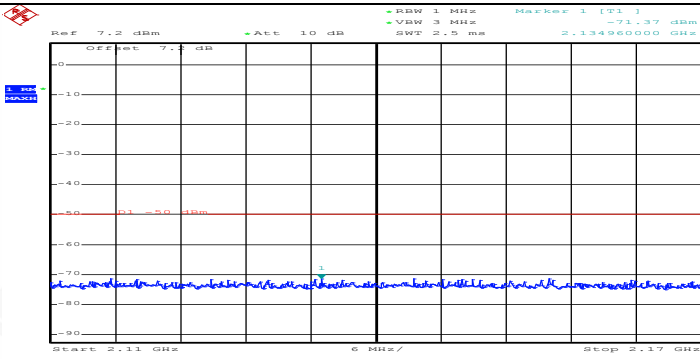
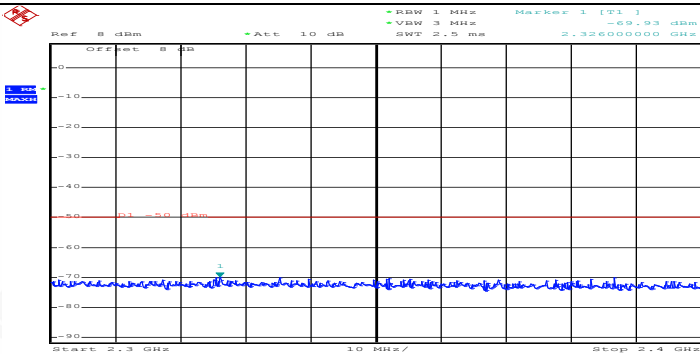
Channel Bandwidth=Lowest (5 MHz)_QPSK_HCH_1RB#max	
General	 <p>AAA Date: 16.OCT.2019 20:58:50</p>

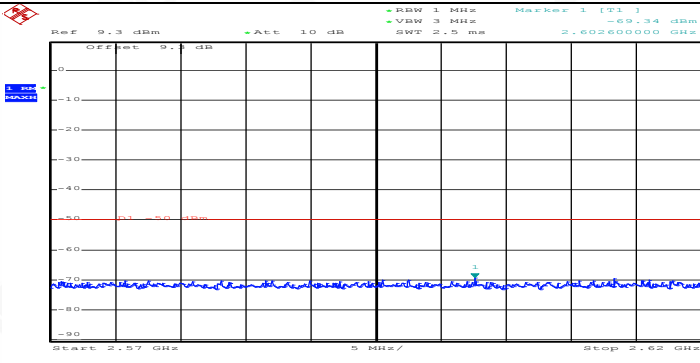
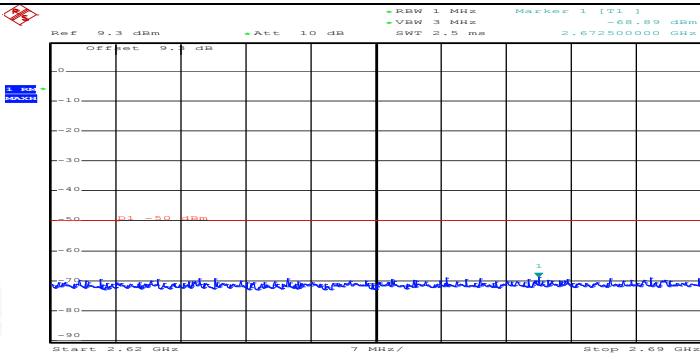
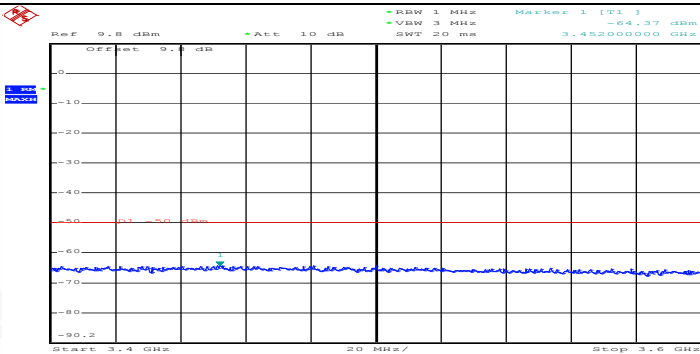
General	 <p>AAA Date: 16.OCT.2019 20:59:03</p>
General	 <p>AAA Date: 16.OCT.2019 20:59:11</p>
General	 <p>AAA Date: 16.OCT.2019 20:59:17</p>

General	 <p>AAA Date: 16.OCT.2019 20:59:24</p>
General	 <p>AAA Date: 16.OCT.2019 20:59:34</p>
Co-existence	 <p>AAA Date: 16.OCT.2019 20:59:40</p>

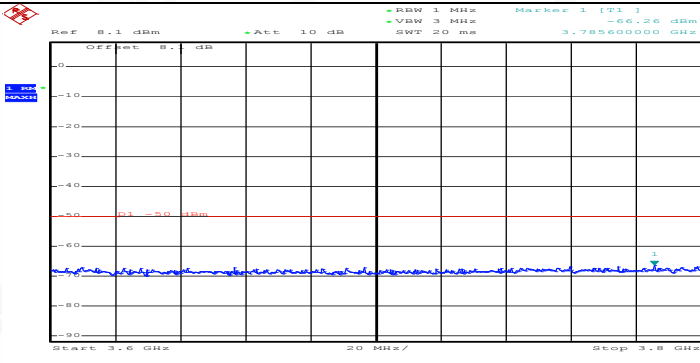


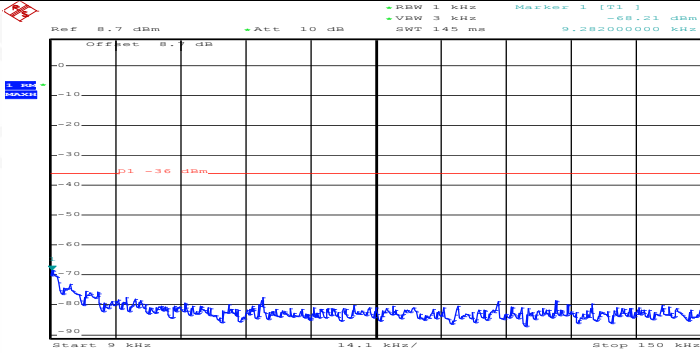
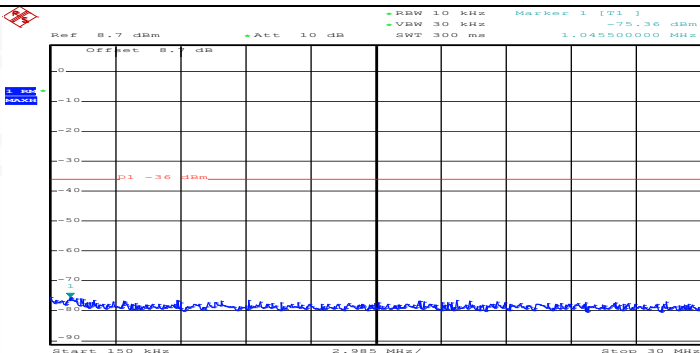
Co-existence	 <p>Ref: 8.9 dBm, Att: 10 dB, RBW: 3 MHz, VSW: 3 MHz, SWT: 2.5 ms, Marker 1: [T1] -72.02 dBm, 926.61000000 MHz</p> <p>AAA Date: 16.OCT.2019 20:59:46</p>
Co-existence	 <p>Ref: 6.8 dBm, Att: 10 dB, RBW: 3 MHz, VSW: 3 MHz, SWT: 2.5 ms, Marker 1: [T1] -69.43 dBm, 1.87085000 GHz</p> <p>AAA Date: 16.OCT.2019 20:59:52</p>
Co-existence	 <p>Ref: 7 dBm, Att: 10 dB, RBW: 3 MHz, VSW: 10 MHz, SWT: 2.5 ms, Marker 1: [T1] -69.43 dBm, 1.91227000 GHz</p> <p>AAA Date: 16.OCT.2019 20:59:58</p>

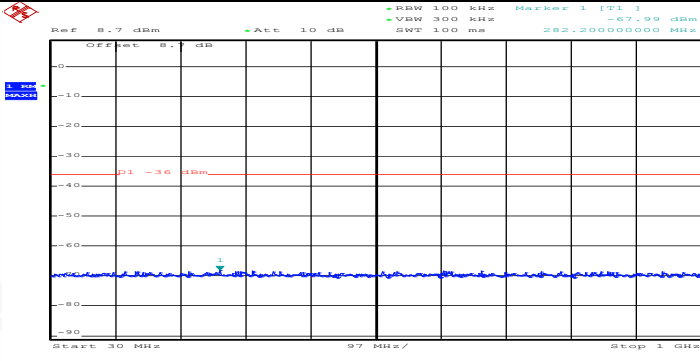
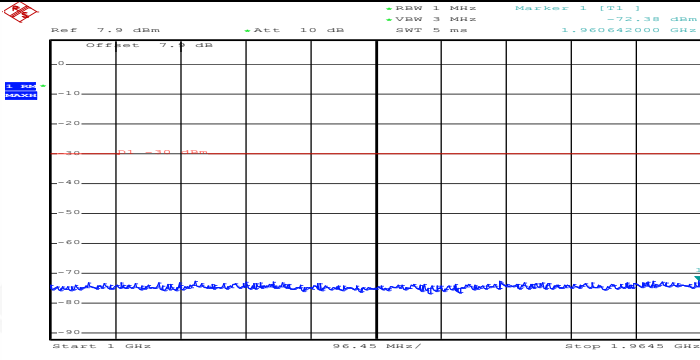
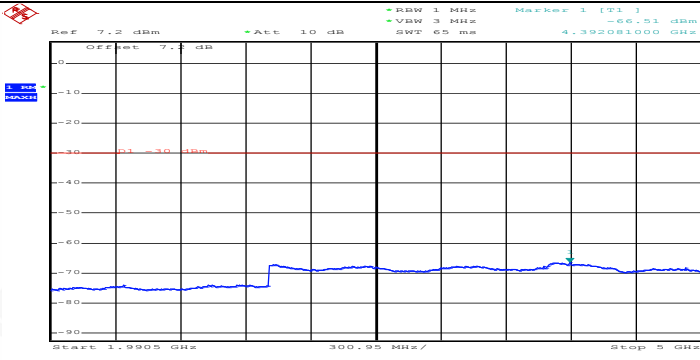
Co-existence	 <p>AAA Date: 16.OCT.2019 21:00:04</p>
Co-existence	 <p>AAA Date: 16.OCT.2019 21:00:11</p>
Co-existence	 <p>AAA Date: 16.OCT.2019 21:00:17</p>

Co-existence	 <p>AAA Date: 16.OCT.2019 21:00:23</p>
Co-existence	 <p>AAA Date: 16.OCT.2019 21:00:29</p>
Co-existence	 <p>AAA Date: 16.OCT.2019 21:00:35</p>

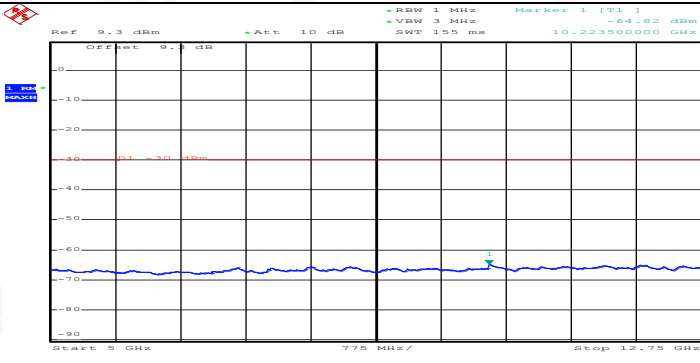
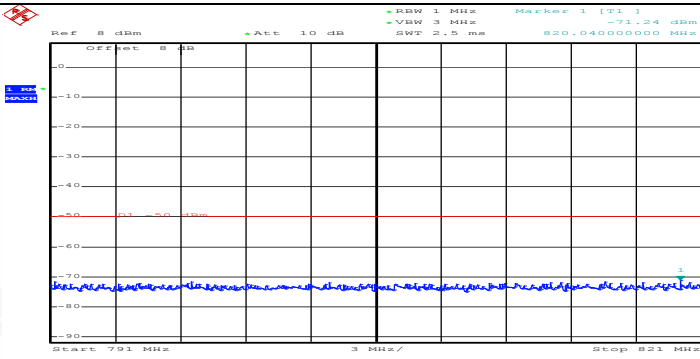
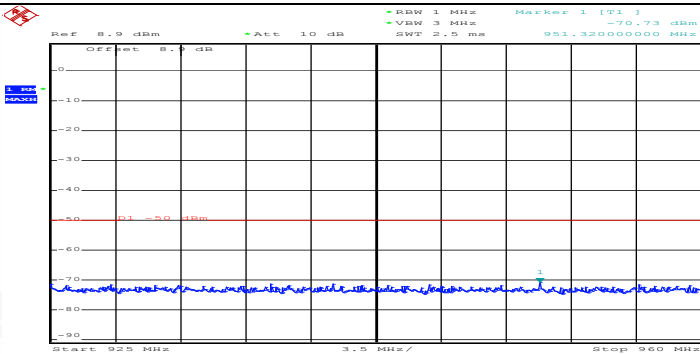


Co-existence	 <p>AAA Date: 16.OCT.2019 21:00:42</p>
Additional	NA

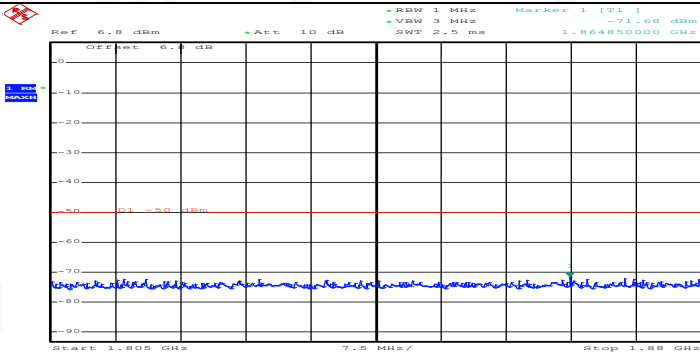
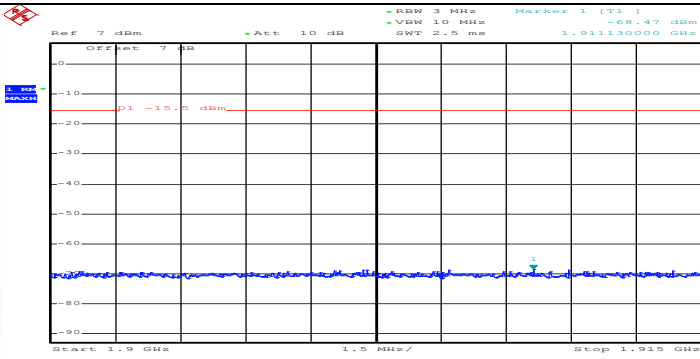
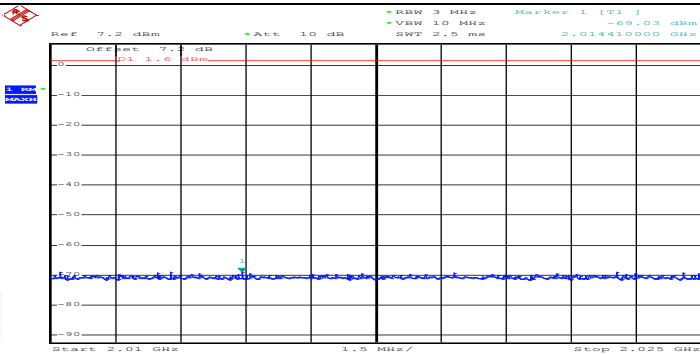
Channel Bandwidth=Lowest (5 MHz)_QPSK_HCH_FullRB#0	
General	 <p>AAA Date: 16.OCT.2019 21:00:55</p>
General	 <p>AAA Date: 16.OCT.2019 21:01:08</p>

General	 <p>AAA Date: 16.OCT.2019 21:01:16</p>
General	 <p>AAA Date: 16.OCT.2019 21:01:22</p>
General	 <p>AAA Date: 16.OCT.2019 21:01:29</p>

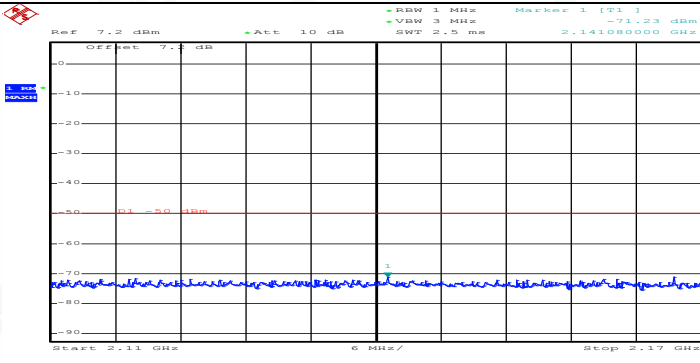
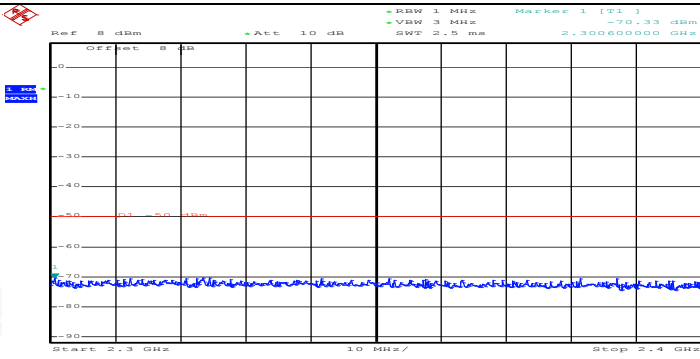
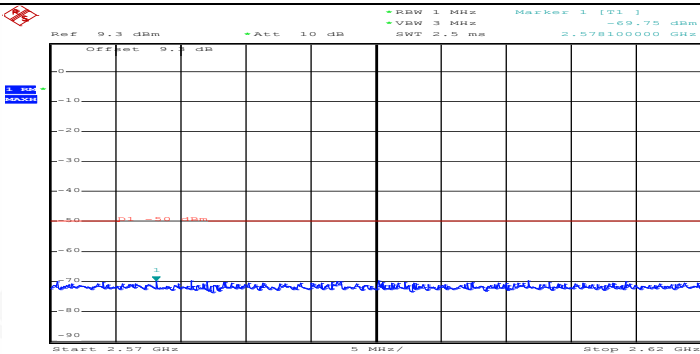


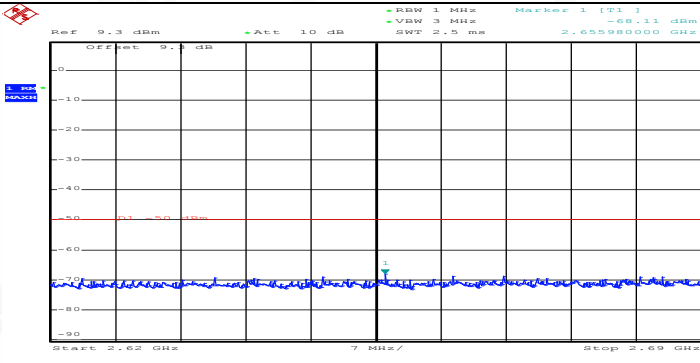
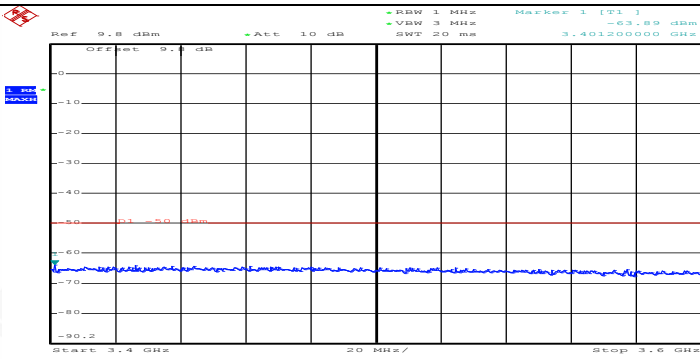
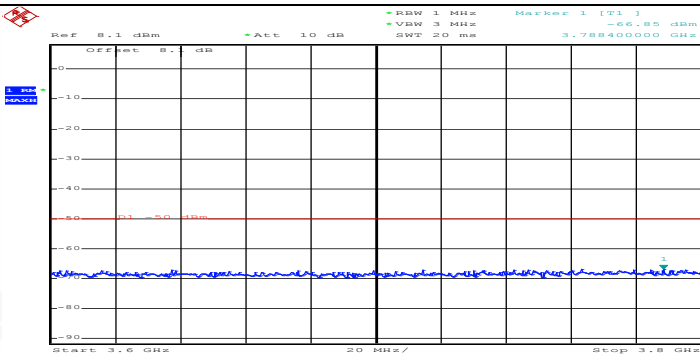
General	 <p>AAA Date: 16.OCT.2019 21:01:39</p>
Co-existence	 <p>AAA Date: 16.OCT.2019 21:01:45</p>
Co-existence	 <p>AAA Date: 16.OCT.2019 21:01:51</p>



Co-existence	 <p>AAA Date: 16.OCT.2019 21:01:57</p>
Co-existence	 <p>AAA Date: 16.OCT.2019 21:02:03</p>
Co-existence	 <p>AAA Date: 16.OCT.2019 21:02:09</p>

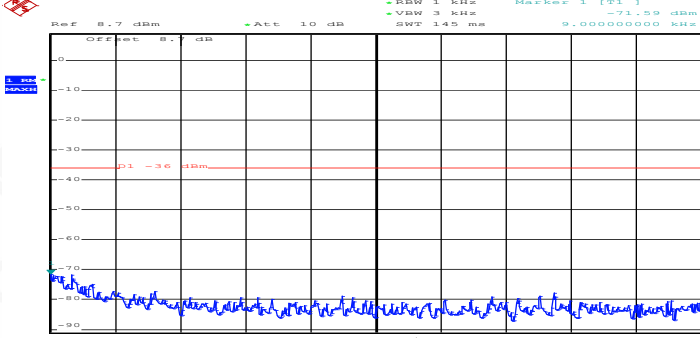
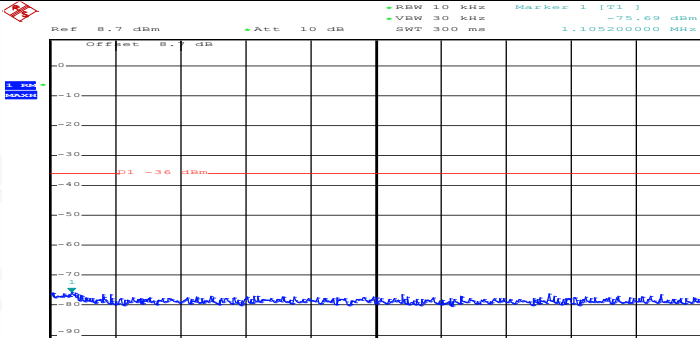
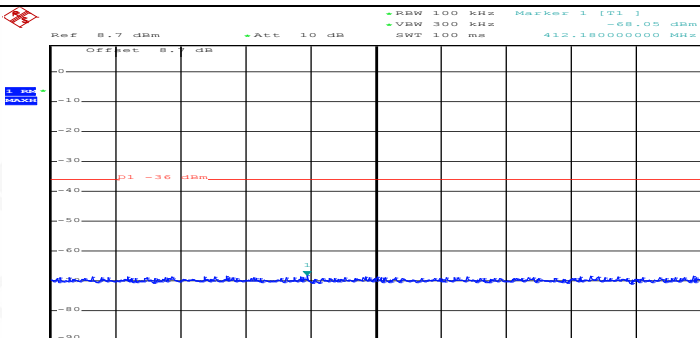


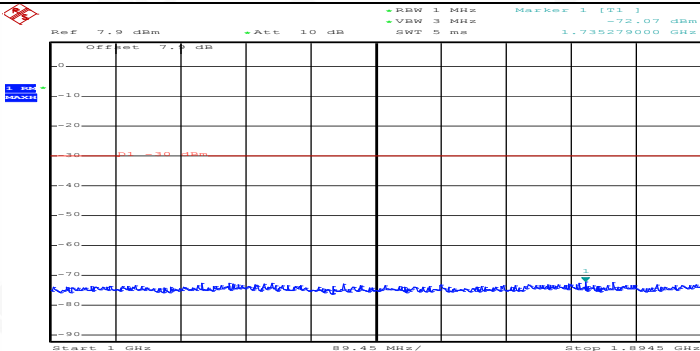
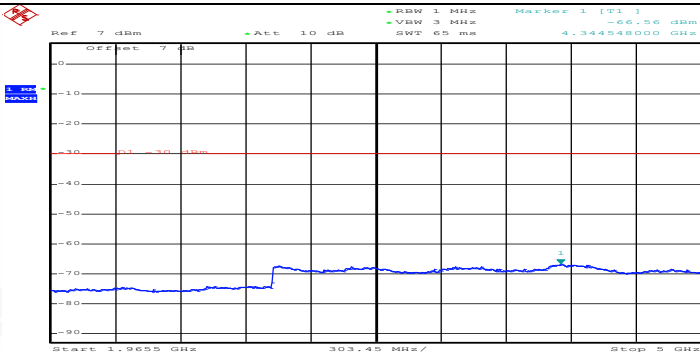
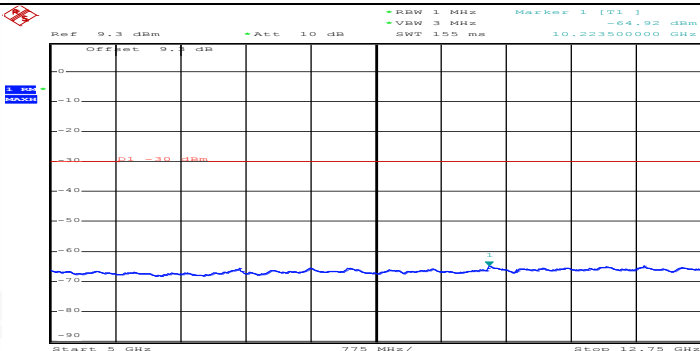
Co-existence	 <p>AAA Date: 16.OCT.2019 21:02:15</p>
Co-existence	 <p>AAA Date: 16.OCT.2019 21:02:22</p>
Co-existence	 <p>AAA Date: 16.OCT.2019 21:02:28</p>

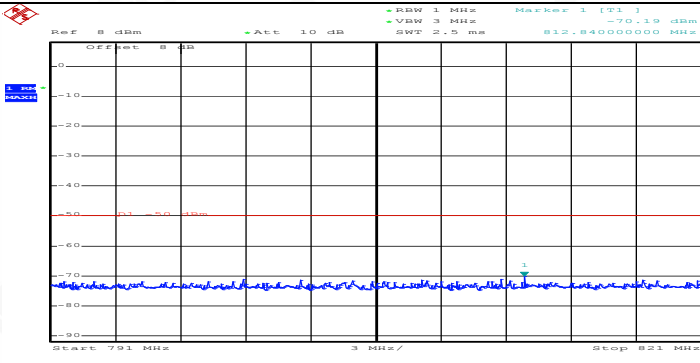
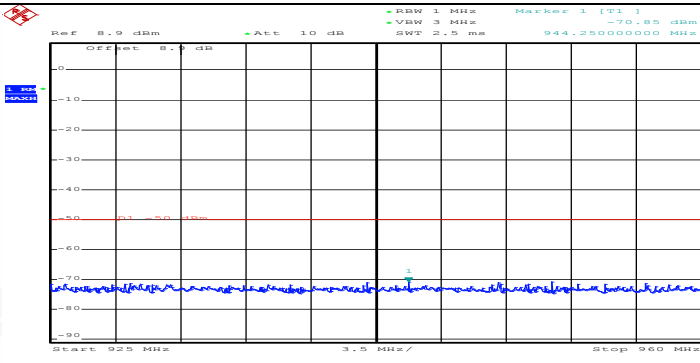
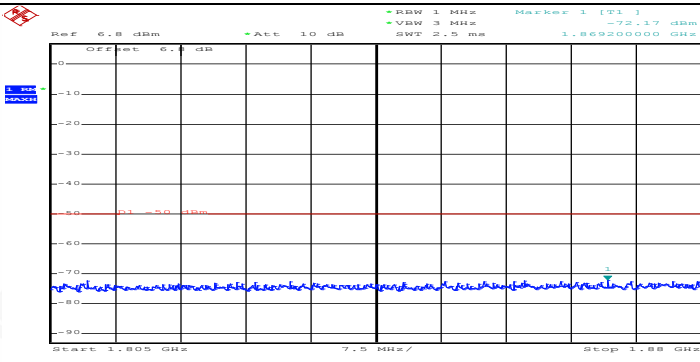
Co-existence	 <p>AAA Date: 16.OCT.2019 21:02:34</p>
Co-existence	 <p>AAA Date: 16.OCT.2019 21:02:40</p>
Co-existence	 <p>AAA Date: 16.OCT.2019 21:02:47</p>
Additional	NA



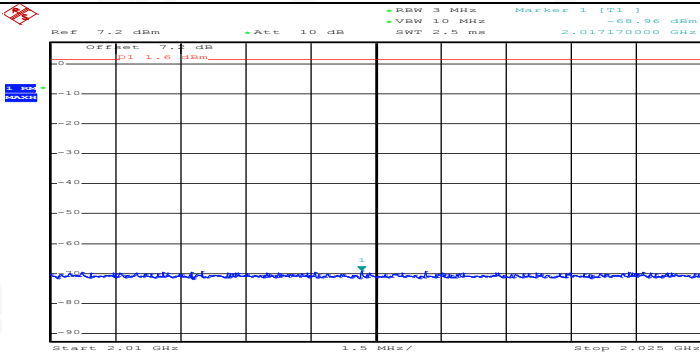
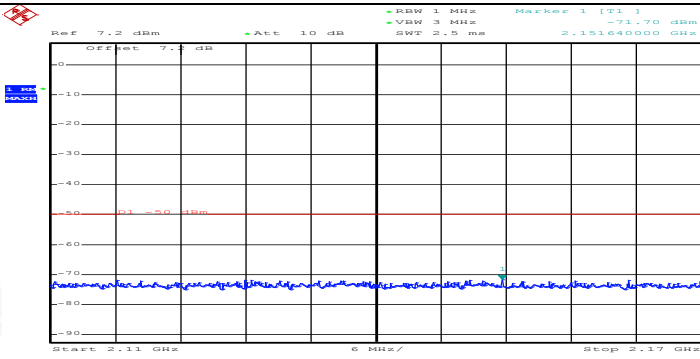
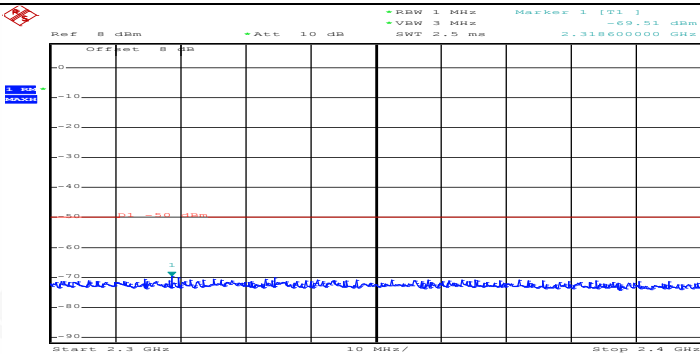
Channel Bandwidth= (20 MHz)

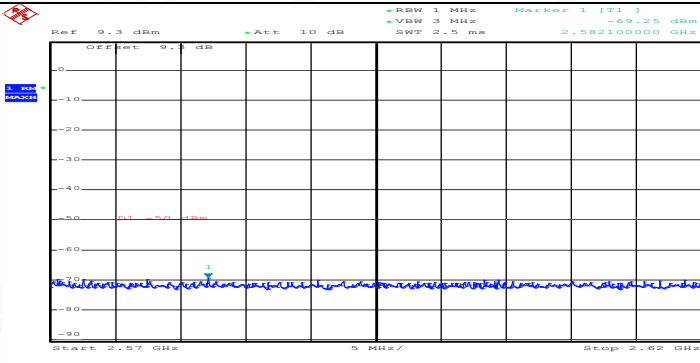
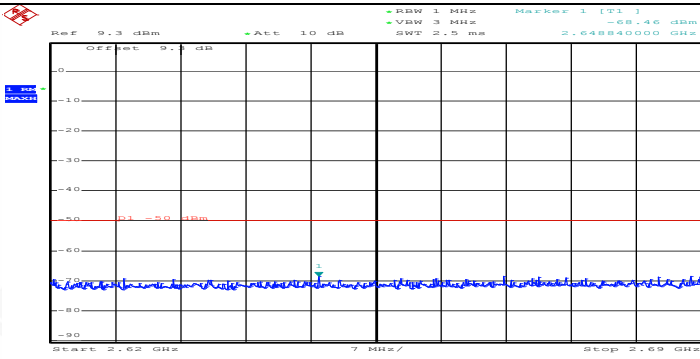
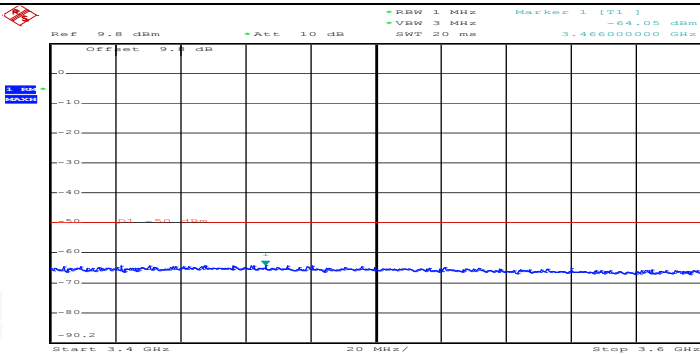
Channel Bandwidth=Highest (20 MHz)_QPSK_LCH_1RB#0	
General	 <p>AAA Date: 16.OCT.2019 21:03:00</p>
General	 <p>AAA Date: 16.OCT.2019 21:03:13</p>
General	 <p>AAA Date: 16.OCT.2019 21:03:21</p>

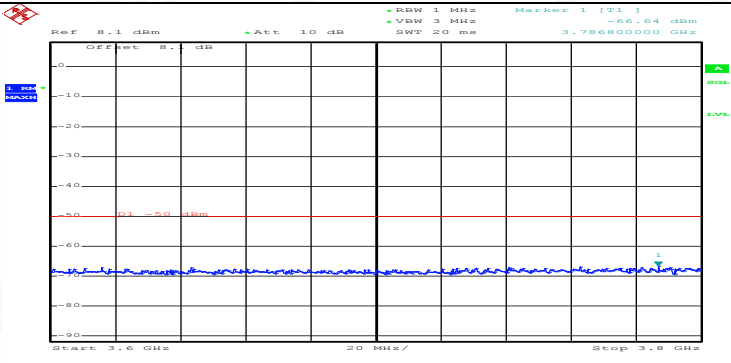
General	 <p>AAA Date: 16.OCT.2019 21:03:27</p>
General	 <p>AAA Date: 16.OCT.2019 21:03:34</p>
General	 <p>AAA Date: 16.OCT.2019 21:03:44</p>

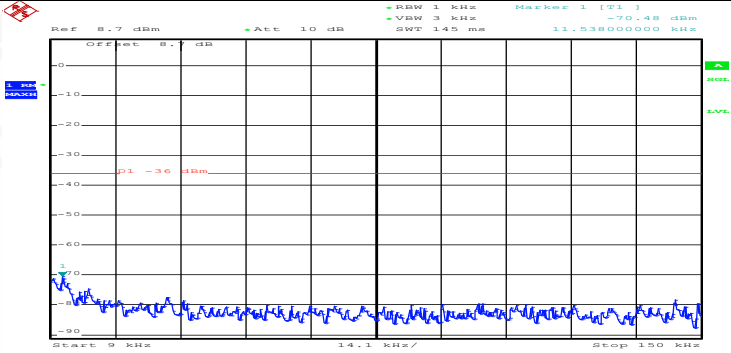
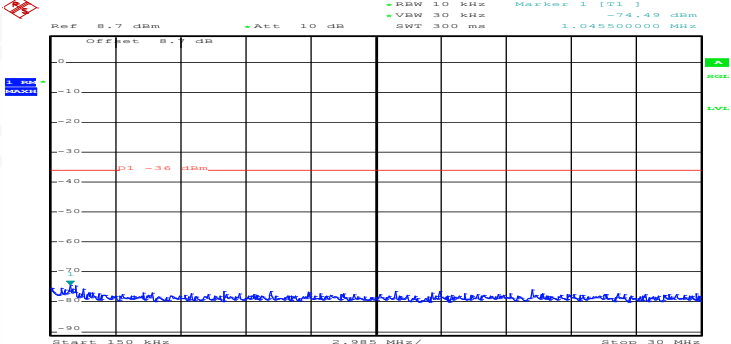
Co-existence	 <p>AAA Date: 16.OCT.2019 21:03:50</p>
Co-existence	 <p>AAA Date: 16.OCT.2019 21:03:56</p>
Co-existence	 <p>AAA Date: 16.OCT.2019 21:04:02</p>



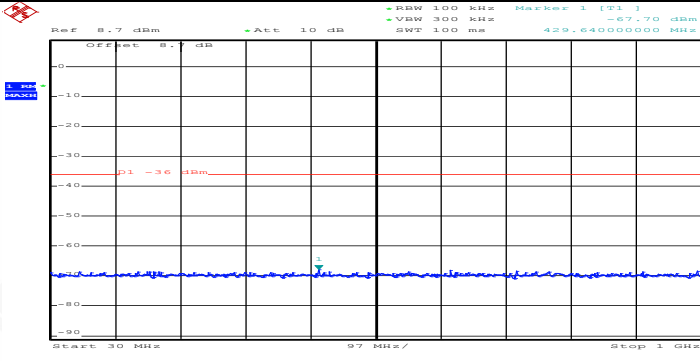
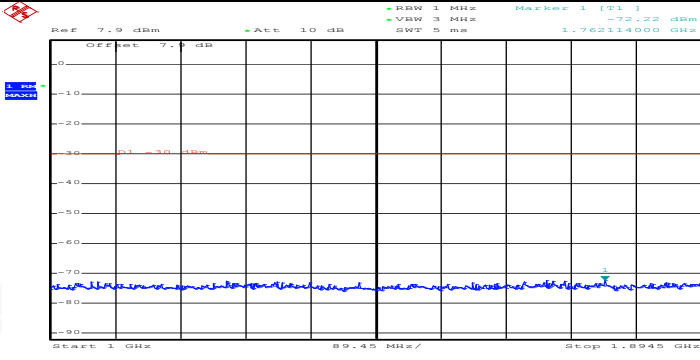
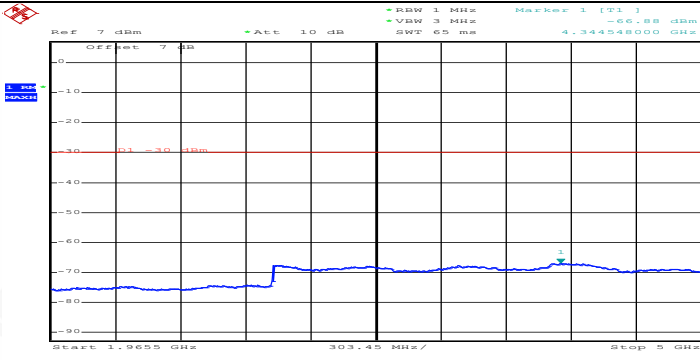
Co-existence	 <p>AAA Date: 16.OCT.2019 21:04:08</p>
Co-existence	 <p>AAA Date: 16.OCT.2019 21:04:14</p>
Co-existence	 <p>AAA Date: 16.OCT.2019 21:04:21</p>

Co-existence	 <p>AAA Date: 16.OCT.2019 21:04:27</p>
Co-existence	 <p>AAA Date: 16.OCT.2019 21:04:33</p>
Co-existence	 <p>AAA Date: 16.OCT.2019 21:04:39</p>

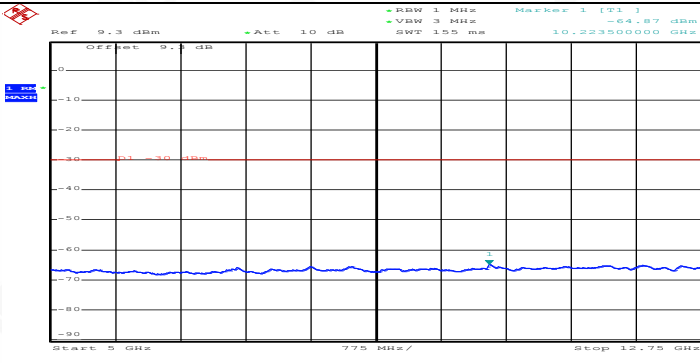
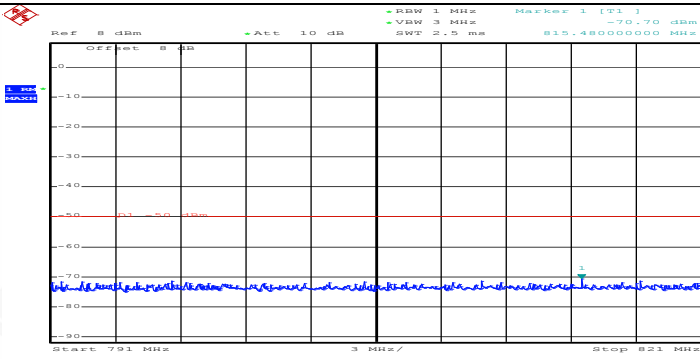
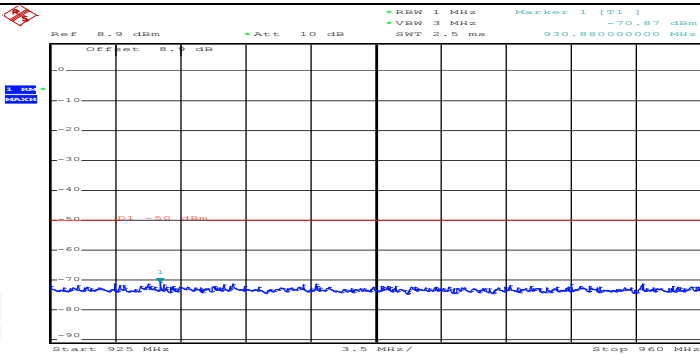
Co-existence	 <p>AAA Date: 16.OCT.2019 21:04:46</p>
Additional	NA

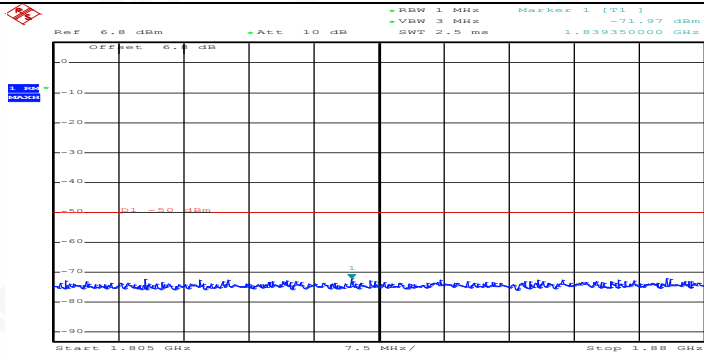
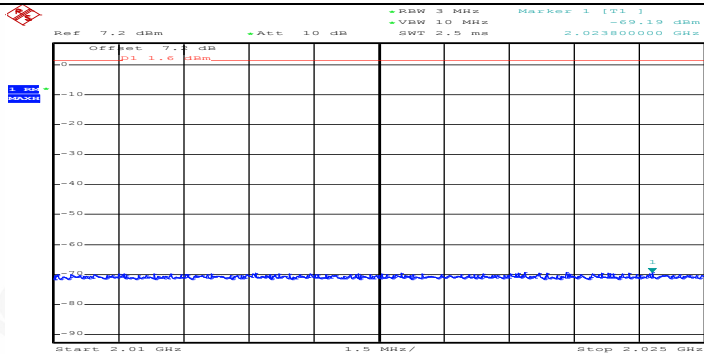
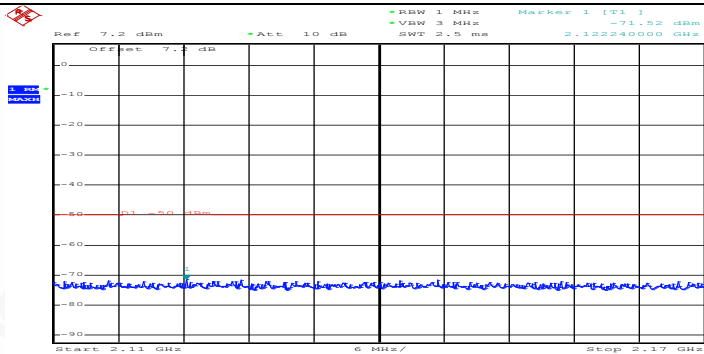
Channel Bandwidth=Highest (20 MHz)_QPSK_LCH_1RB#max	
General	 <p>AAA Date: 16.OCT.2019 21:04:55</p>
General	 <p>AAA Date: 16.OCT.2019 21:05:07</p>



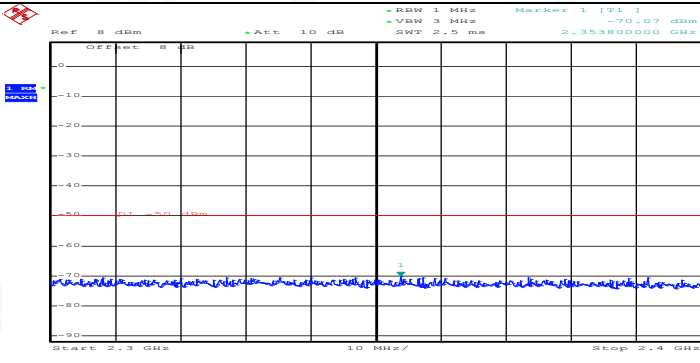
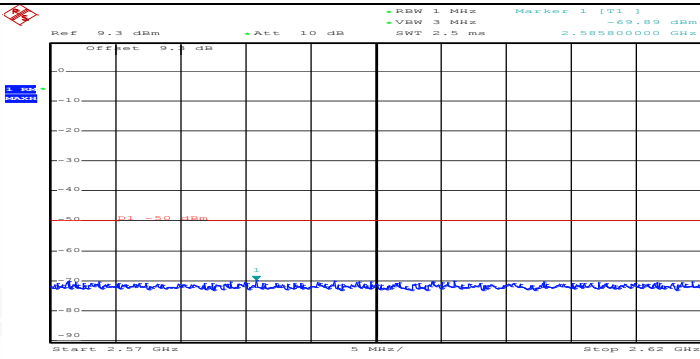
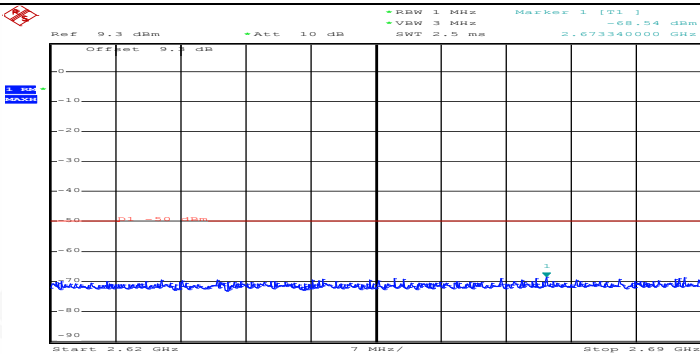
General	 <p>Ref: 8.7 dBm Att: 10 dB RBW: 100 kHz Marker 1 [T1] -67.70 dBm VSW: 300 kHz SWF: 100 ms 429.64000000 MHz</p> <p>Start: 30 MHz 97 MHz / Stop: 1 GHz</p> <p>AAA Date: 16.OCT.2019 21:05:15</p>
General	 <p>Ref: 7.9 dBm Att: 10 dB RBW: 1 MHz Marker 1 [T1] -72.22 dBm VSW: 3 MHz SWF: 5 ms 1.762314000 GHz</p> <p>Start: 1 GHz 89.45 MHz / Stop: 1.8945 GHz</p> <p>AAA Date: 16.OCT.2019 21:05:22</p>
General	 <p>Ref: 7 dBm Att: 10 dB RBW: 1 MHz Marker 1 [T1] -66.88 dBm VSW: 3 MHz SWF: 65 ms 4.344548000 GHz</p> <p>Start: 1.9655 GHz 5 GHz / Stop: 5 GHz</p> <p>AAA Date: 16.OCT.2019 21:05:29</p>

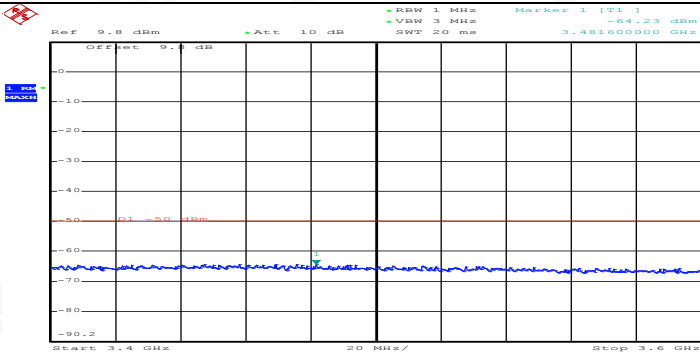
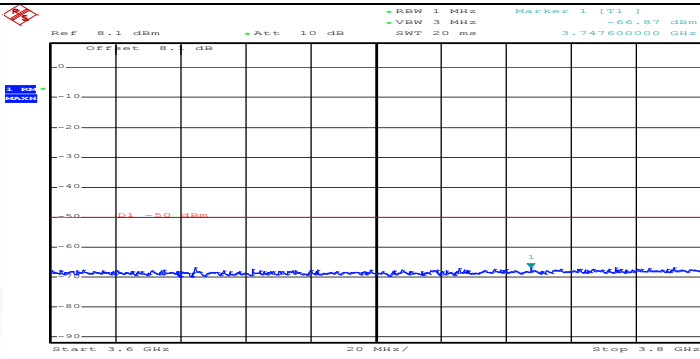


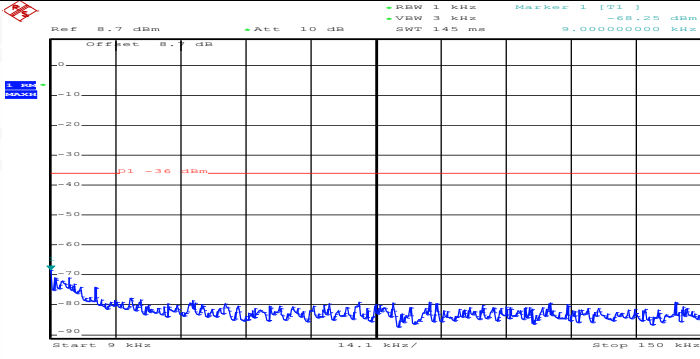
General	 <p>AAA Date: 16.OCT.2019 21:05:38</p>
Co-existence	 <p>AAA Date: 16.OCT.2019 21:05:44</p>
Co-existence	 <p>AAA Date: 16.OCT.2019 21:05:50</p>

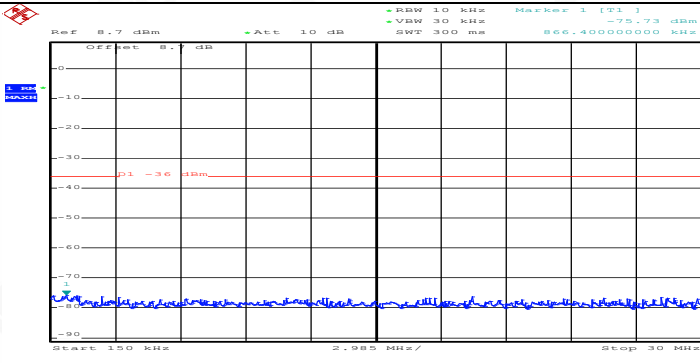
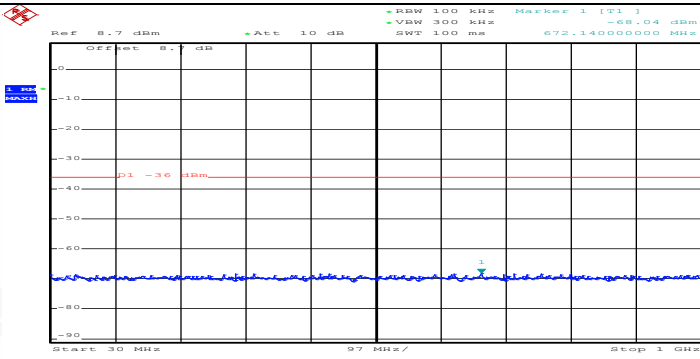
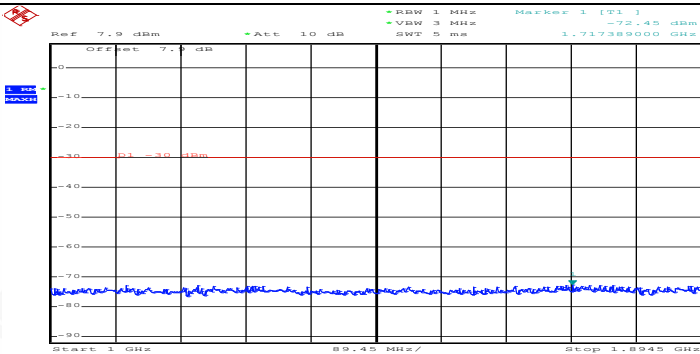
Co-existence	 <p>Ref: 6.8 dBm, Att: 10 dB, RBW: 3 MHz, VSW: 3 MHz, SWT: 2.5 ms, Marker 1 (T1): -71.97 dBm, 1.839350000 GHz</p> <p>Start: 1.805 GHz, 7.5 MHz/, Stop: 1.88 GHz</p> <p>AAA Date: 16.OCT.2019 21:05:57</p>
Co-existence	 <p>Ref: 7.2 dBm, Att: 10 dB, RBW: 3 MHz, VSW: 10 MHz, SWT: 2.5 ms, Marker 1 (T1): -69.19 dBm, 2.023800000 GHz</p> <p>Start: 2.01 GHz, 1.5 MHz/, Stop: 2.025 GHz</p> <p>AAA Date: 16.OCT.2019 21:06:03</p>
Co-existence	 <p>Ref: 7.2 dBm, Att: 10 dB, RBW: 1 MHz, VSW: 3 MHz, SWT: 2.5 ms, Marker 1 (T1): -71.92 dBm, 2.122240000 GHz</p> <p>Start: 2.11 GHz, 6 MHz/, Stop: 2.17 GHz</p> <p>AAA Date: 16.OCT.2019 21:06:09</p>

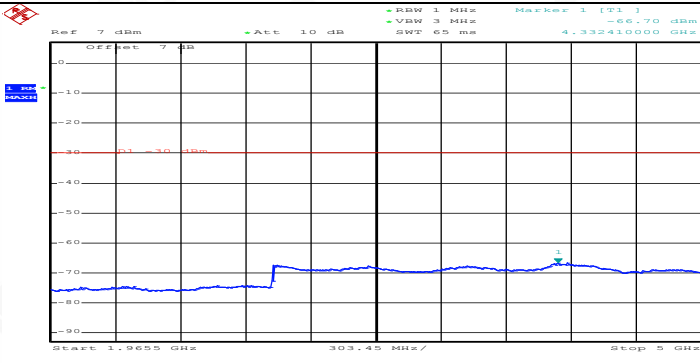
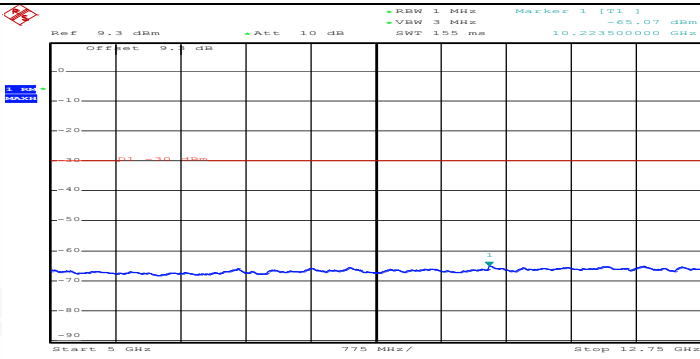
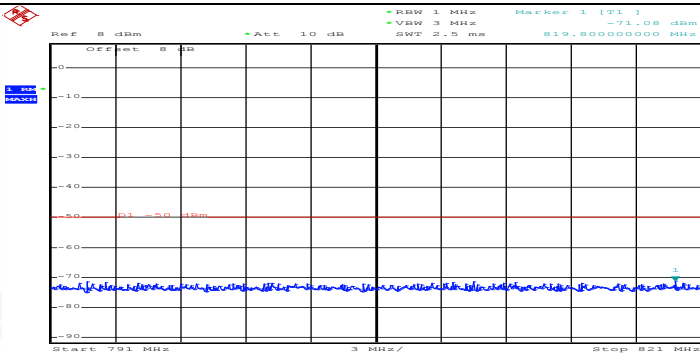


Co-existence	 <p>AAA Date: 16.OCT.2019 21:06:15</p>
Co-existence	 <p>AAA Date: 16.OCT.2019 21:06:21</p>
Co-existence	 <p>AAA Date: 16.OCT.2019 21:06:28</p>

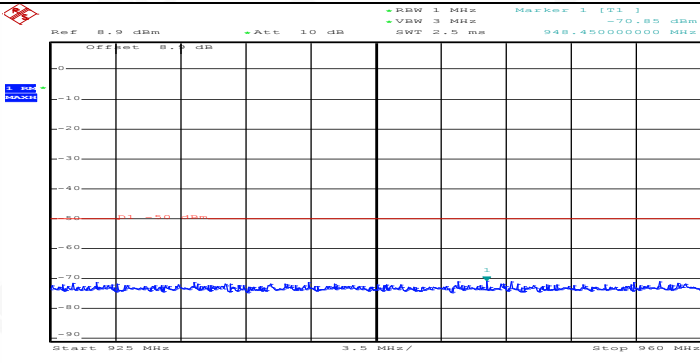
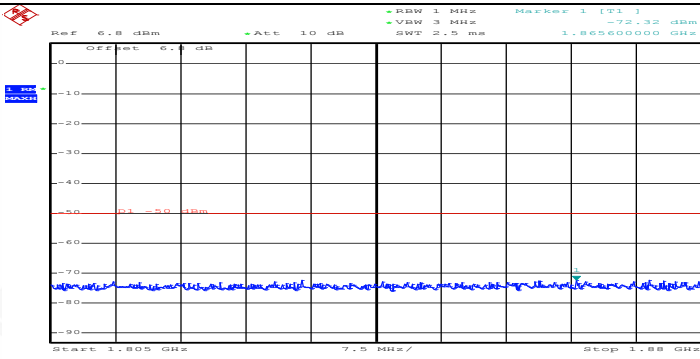
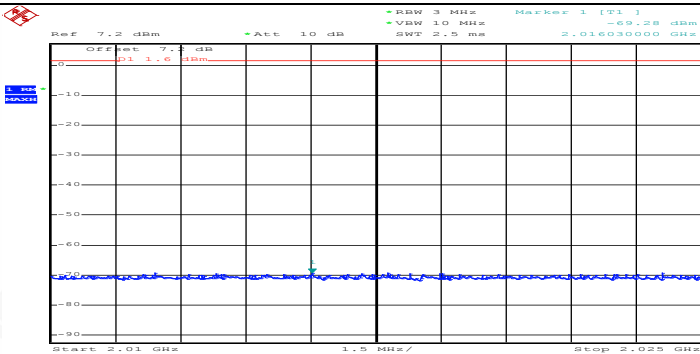
Co-existence	 <p>AAA Date: 16.OCT.2019 21:06:34</p>
Co-existence	 <p>AAA Date: 16.OCT.2019 21:06:40</p>
Additional	NA

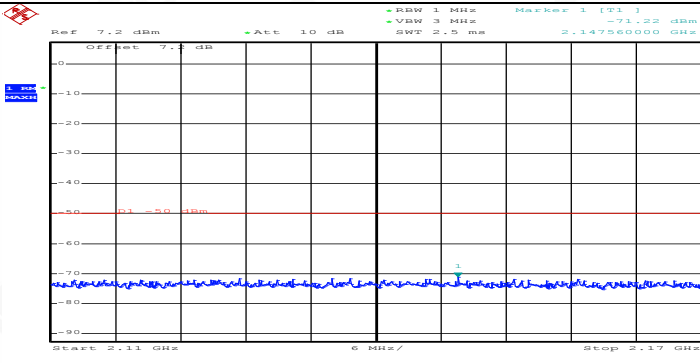
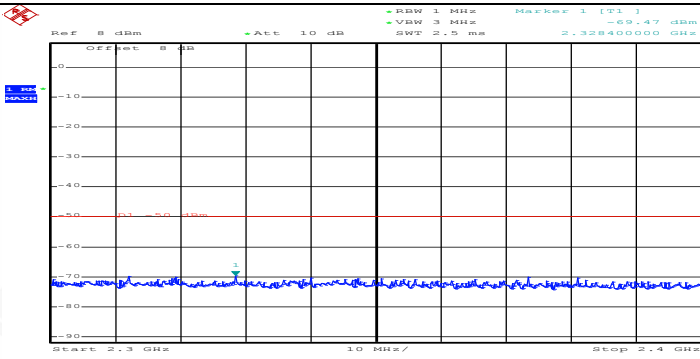
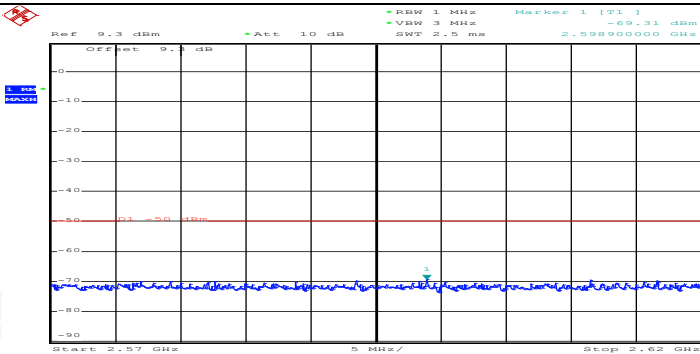
Channel Bandwidth=Highest (20 MHz)_QPSK_LCH_FullIRB#0	
General	 <p>AAA Date: 16.OCT.2019 21:06:54</p>

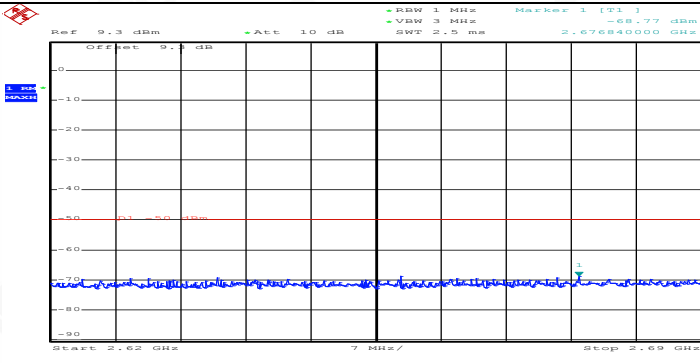
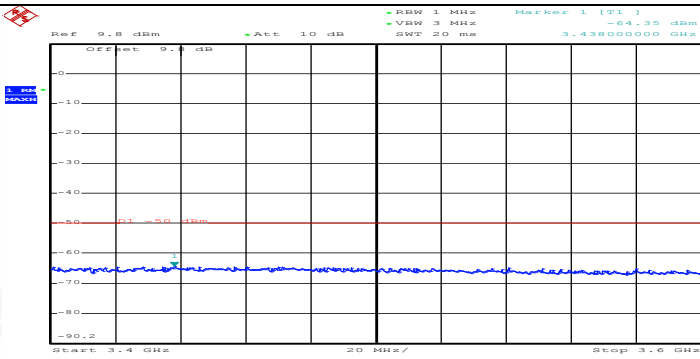
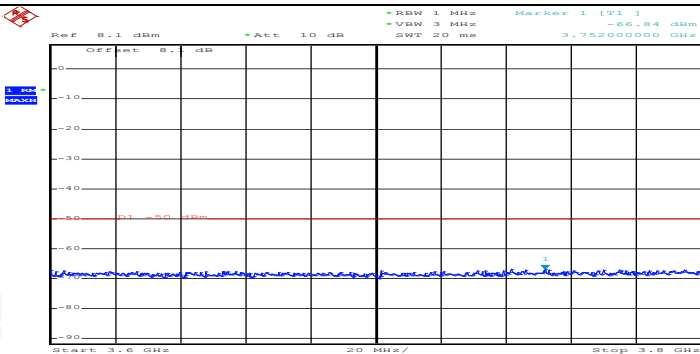
General	 <p>AAA Date: 16.OCT.2019 21:07:06</p>
General	 <p>AAA Date: 16.OCT.2019 21:07:14</p>
General	 <p>AAA Date: 16.OCT.2019 21:07:21</p>

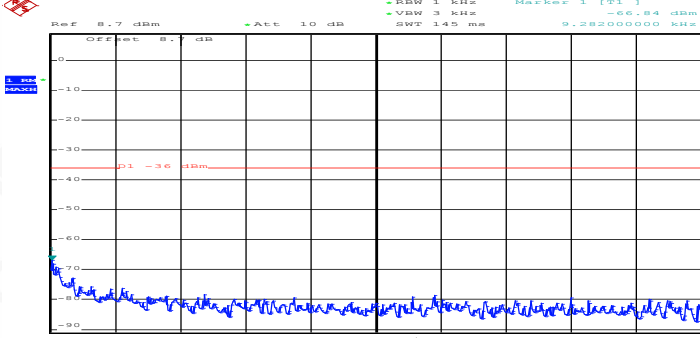
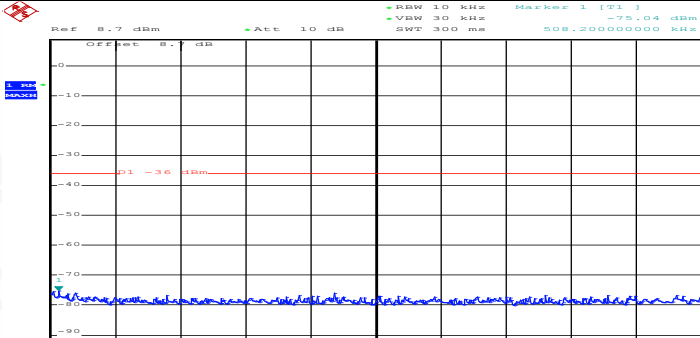
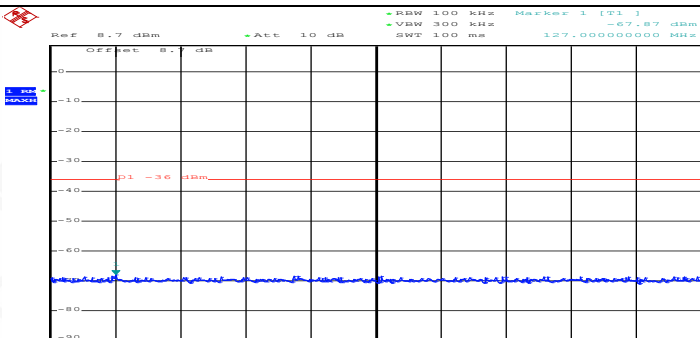
General	 <p>AAA Date: 16.OCT.2019 21:07:28</p>
General	 <p>AAA Date: 16.OCT.2019 21:07:37</p>
Co-existence	 <p>AAA Date: 16.OCT.2019 21:07:43</p>



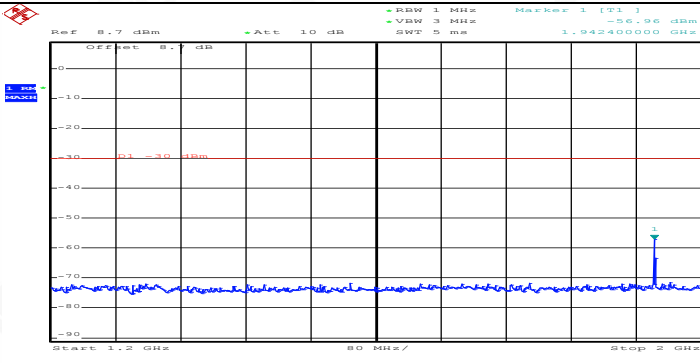
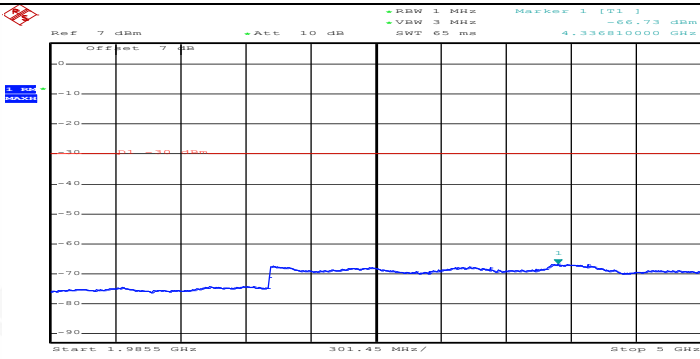
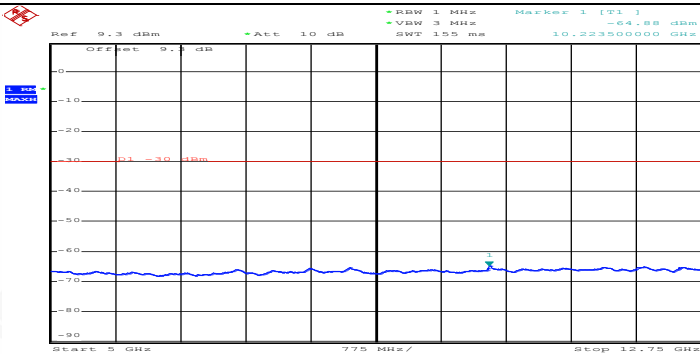
Co-existence	 <p>AAA Date: 16.OCT.2019 21:07:49</p>
Co-existence	 <p>AAA Date: 16.OCT.2019 21:07:55</p>
Co-existence	 <p>AAA Date: 16.OCT.2019 21:08:02</p>

Co-existence	 <p>AAA Date: 16.OCT.2019 21:08:08</p>
Co-existence	 <p>AAA Date: 16.OCT.2019 21:08:14</p>
Co-existence	 <p>AAA Date: 16.OCT.2019 21:08:20</p>

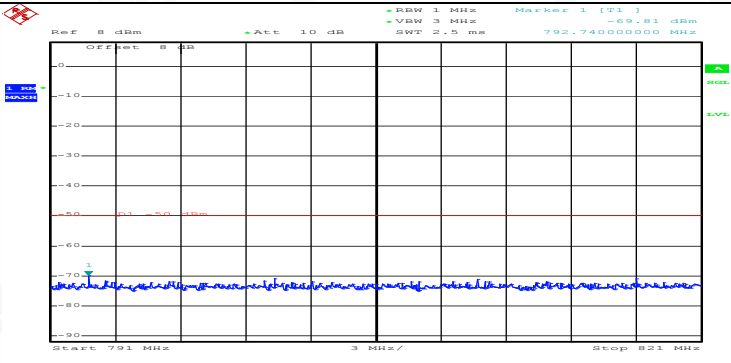
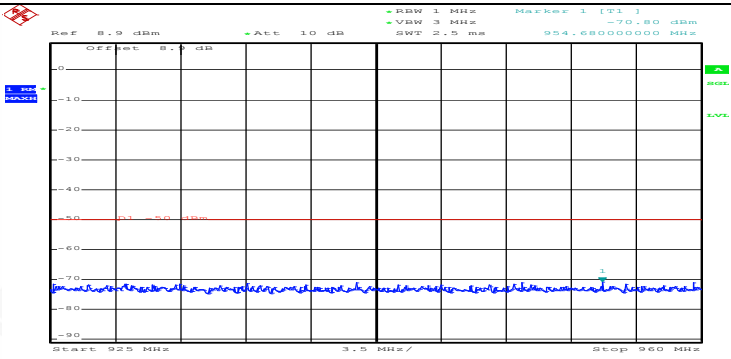
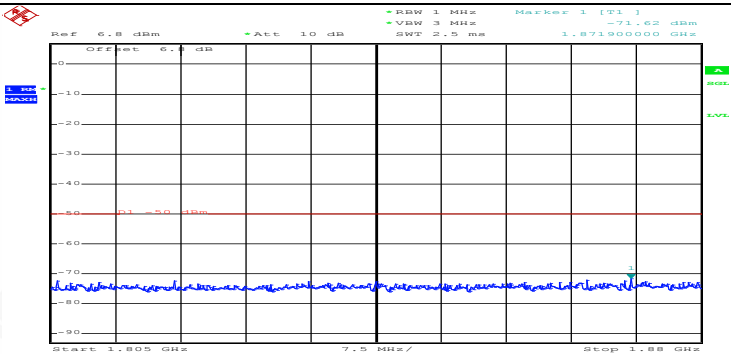
Co-existence	 <p>AAA Date: 16.OCT.2019 21:08:26</p>
Co-existence	 <p>AAA Date: 16.OCT.2019 21:08:33</p>
Co-existence	 <p>AAA Date: 16.OCT.2019 21:08:39</p>
Additional	NA

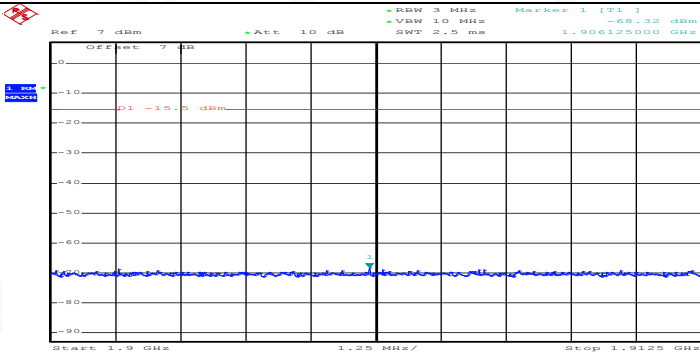
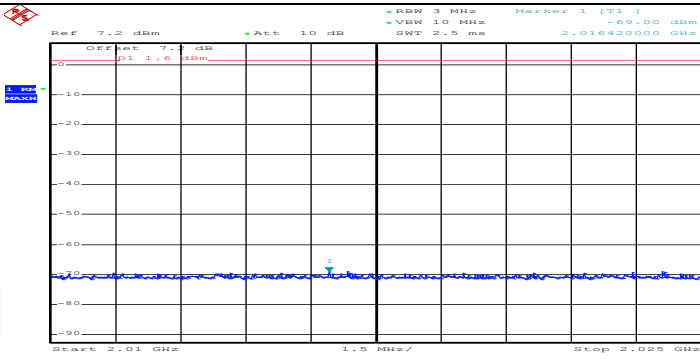
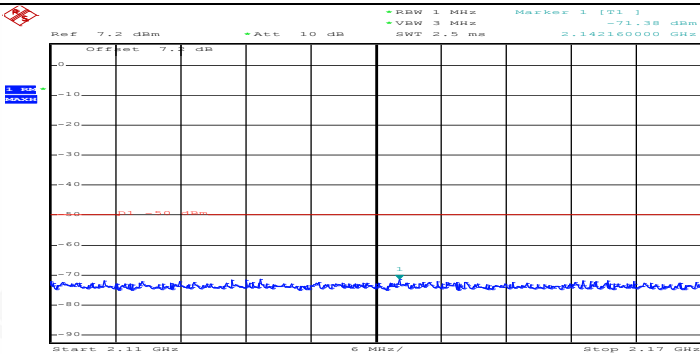
Channel Bandwidth=Highest (20 MHz)_QPSK_MCH_1RB#0	
General	 <p>AAA Date: 16.OCT.2019 21:08:53</p>
General	 <p>AAA Date: 16.OCT.2019 21:09:05</p>
General	 <p>AAA Date: 16.OCT.2019 21:09:13</p>

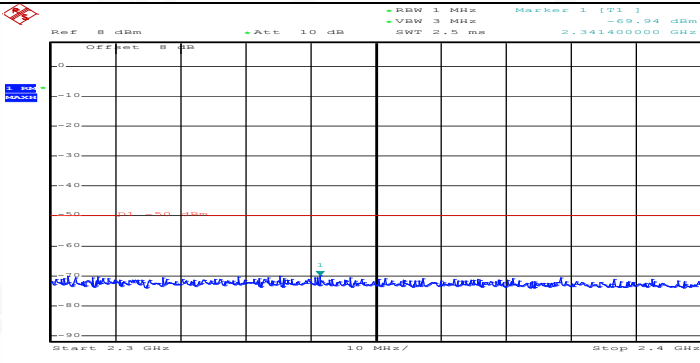
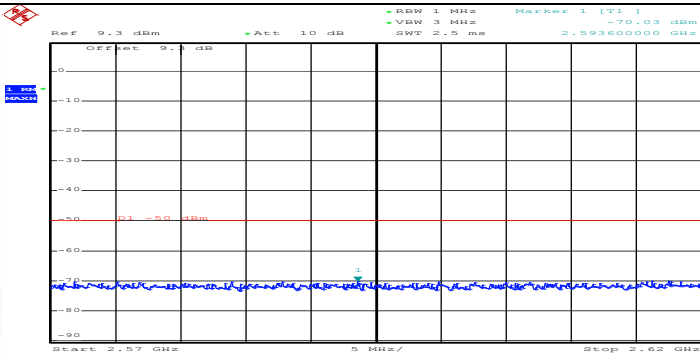
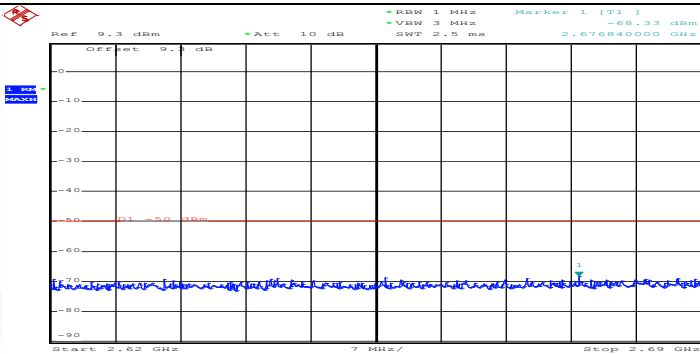


General	 <p>AAA Date: 16.OCT.2019 21:09:19</p>
General	 <p>AAA Date: 16.OCT.2019 21:09:26</p>
General	 <p>AAA Date: 16.OCT.2019 21:09:36</p>

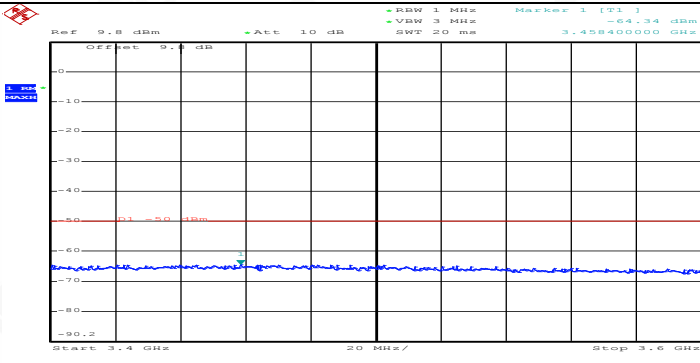
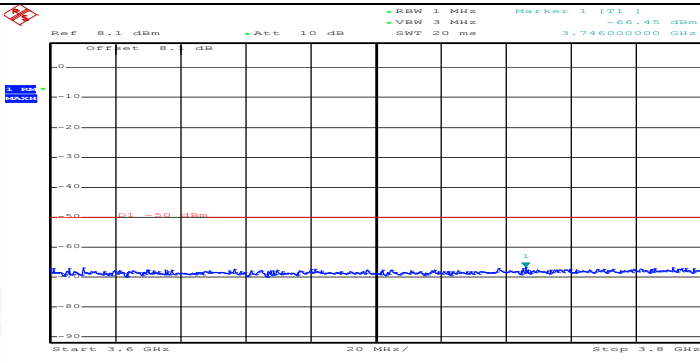


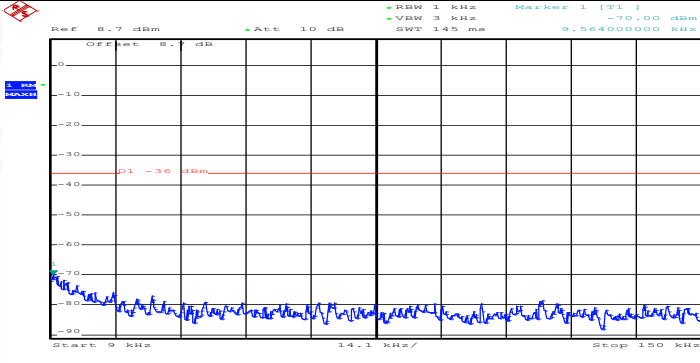
Co-existence	 <p>AAA Date: 16.OCT.2019 21:09:42</p>
Co-existence	 <p>AAA Date: 16.OCT.2019 21:09:48</p>
Co-existence	 <p>AAA Date: 16.OCT.2019 21:09:54</p>

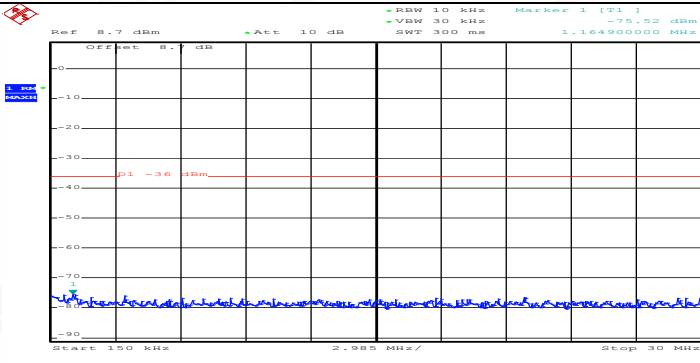
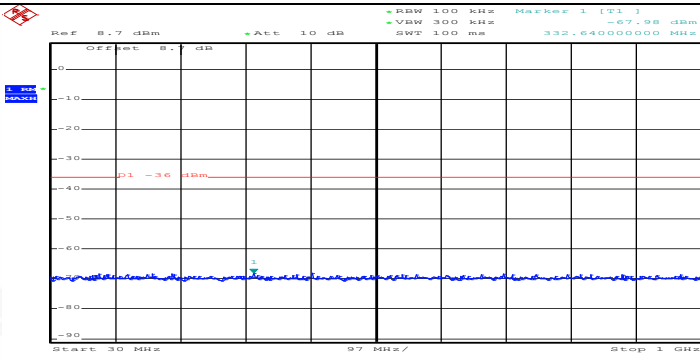
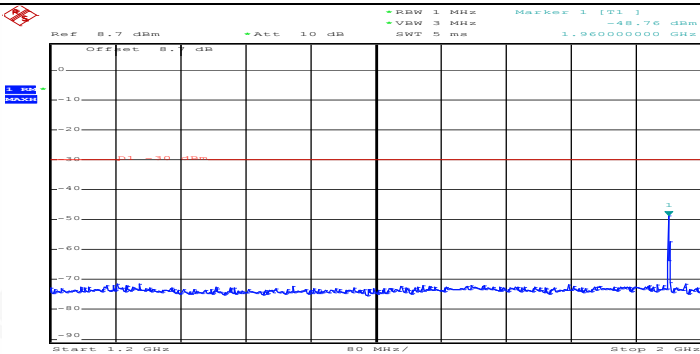
Co-existence	 <p>AAA Date: 16.OCT.2019 21:10:00</p>
Co-existence	 <p>AAA Date: 16.OCT.2019 21:10:06</p>
Co-existence	 <p>AAA Date: 16.OCT.2019 21:10:12</p>

Co-existence	 <p>AAA Date: 16.OCT.2019 21:10:19</p>
Co-existence	 <p>AAA Date: 16.OCT.2019 21:10:25</p>
Co-existence	 <p>AAA Date: 16.OCT.2019 21:10:31</p>

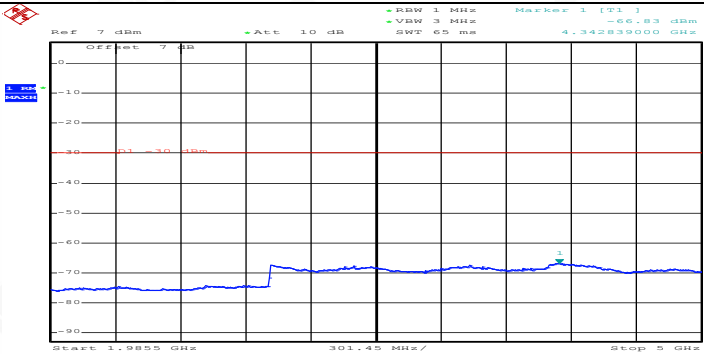
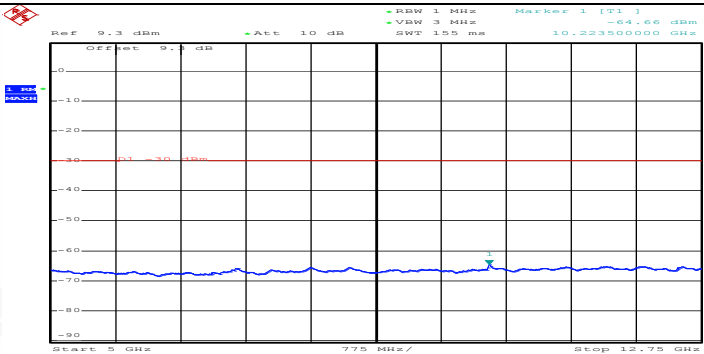
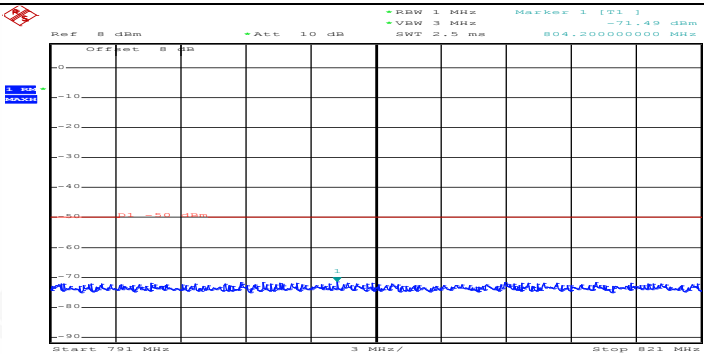


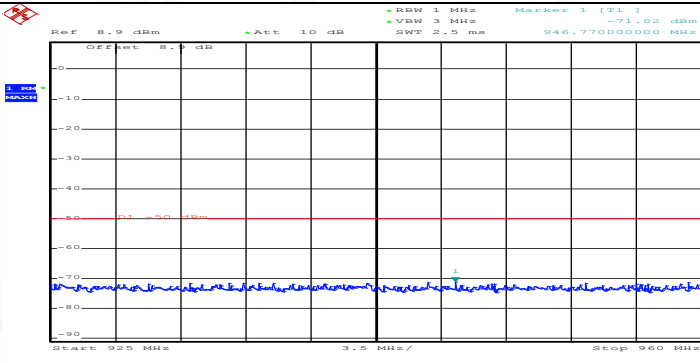
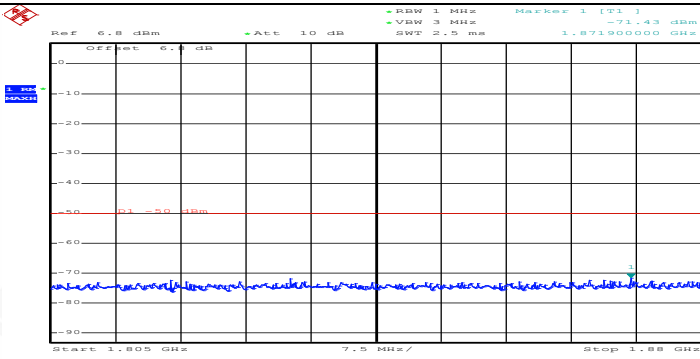
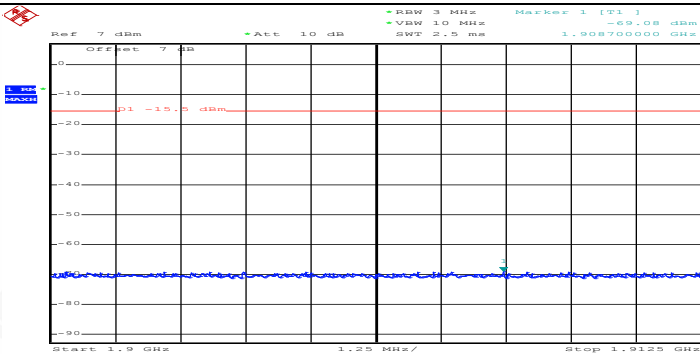
Co-existence	 <p>AAA Date: 16.OCT.2019 21:10:37</p>
Co-existence	 <p>AAA Date: 16.OCT.2019 21:10:44</p>
Additional	NA

Channel Bandwidth=Highest (20 MHz)_QPSK_MCH_1RB#max	
General	 <p>AAA Date: 16.OCT.2019 21:10:53</p>

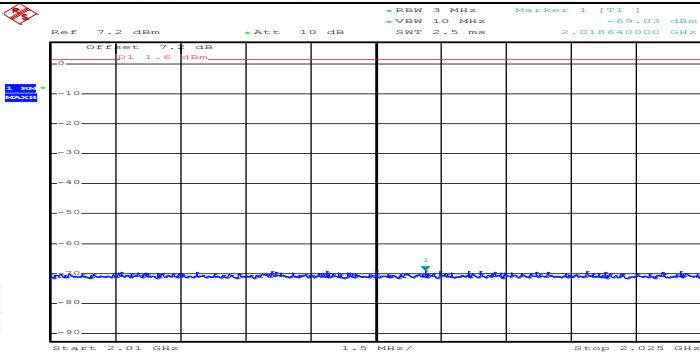
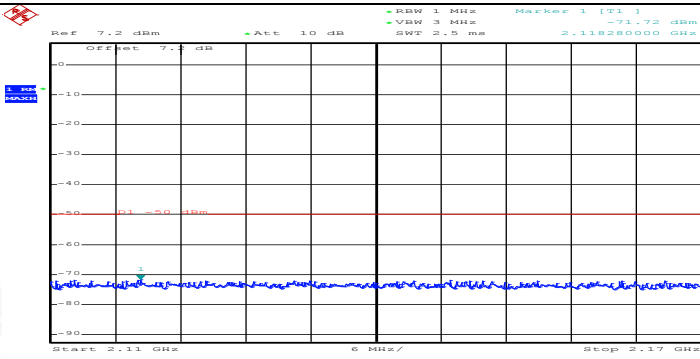
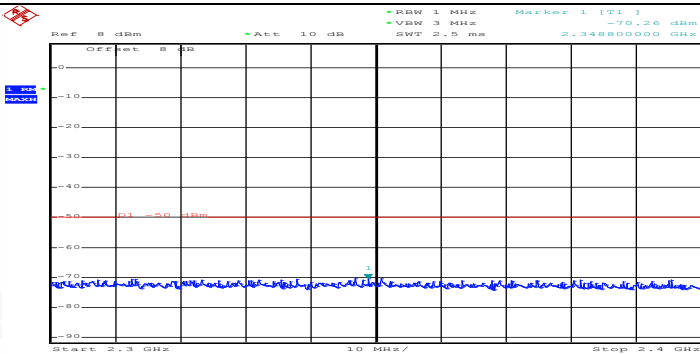
General	 <p>Ref: 8.7 dBm Att: 10 dB RBW: 10 kHz Marker 1: [T1] -75.52 dBm VSW: 30 kHz SWT: 100 ms 1.164500000 MHz</p> <p>Start: 150 kHz 2.985 MHz/ Step: 30 MHz</p> <p>AAA Date: 16.OCT.2019 21:11:05</p>
General	 <p>Ref: 8.7 dBm Att: 10 dB RBW: 100 kHz Marker 1: [T1] -67.98 dBm VSW: 300 kHz SWT: 100 ms 332.640000000 MHz</p> <p>Start: 30 MHz 97 MHz/ Step: 1 MHz</p> <p>AAA Date: 16.OCT.2019 21:11:13</p>
General	 <p>Ref: 8.7 dBm Att: 10 dB RBW: 1 MHz Marker 1: [T1] -45.76 dBm VSW: 3 MHz SWT: 5 ms 1.960000000 GHz</p> <p>Start: 1.2 GHz 80 MHz/ Step: 2 GHz</p> <p>AAA Date: 16.OCT.2019 21:11:19</p>

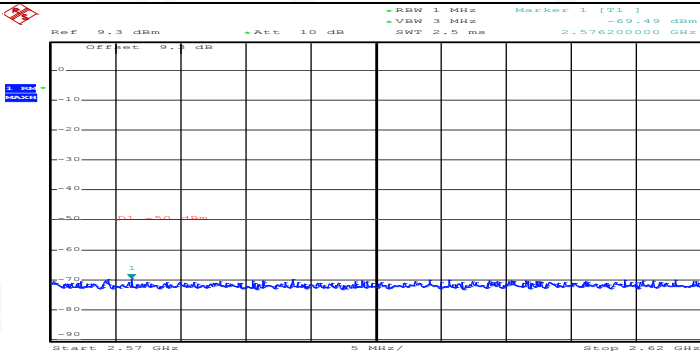
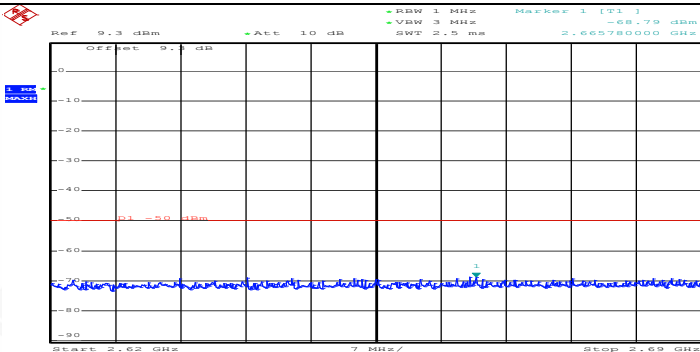
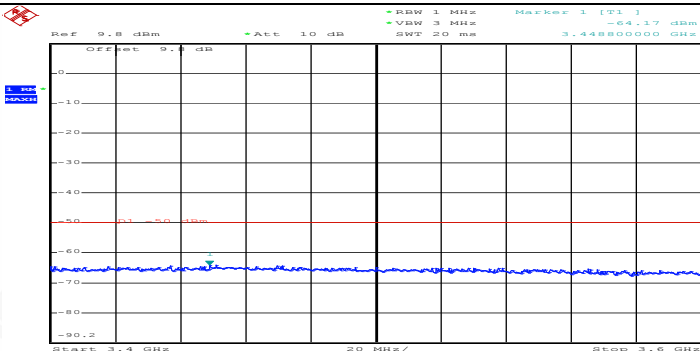


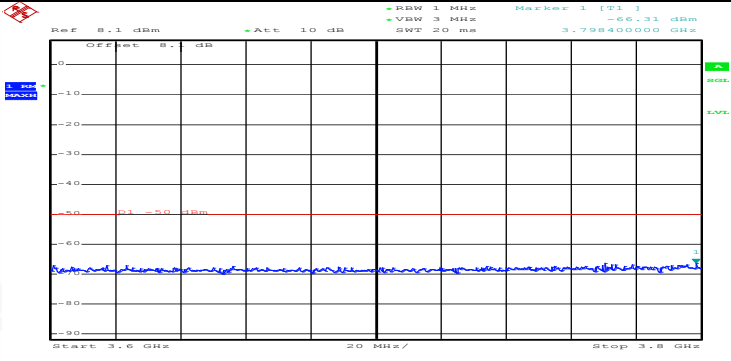
General	 <p>Ref: 7 dBm, Att: 10 dB, RBW: 1 MHz, VSW: 3 MHz, SWT: 65 ms, Marker 1: [T1] -66.83 dBm, 4.34283000 GHz</p> <p>Start: 1.9855 GHz, 301.45 MHz, Stop: 5 GHz</p> <p>AAA Date: 16.OCT.2019 21:11:27</p>
General	 <p>Ref: 9.3 dBm, Att: 10 dB, RBW: 1 MHz, VSW: 3 MHz, SWT: 155 ms, Marker 1: [T1] -64.66 dBm, 10.22350000 GHz</p> <p>Start: 5 GHz, 775 MHz, Stop: 12.75 GHz</p> <p>AAA Date: 16.OCT.2019 21:11:36</p>
Co-existence	 <p>Ref: 8 dBm, Att: 10 dB, RBW: 1 MHz, VSW: 3 MHz, SWT: 2.5 ms, Marker 1: [T1] -71.49 dBm, 804.20000000 MHz</p> <p>Start: 791 MHz, 3 MHz, Stop: 821 MHz</p> <p>AAA Date: 16.OCT.2019 21:11:42</p>

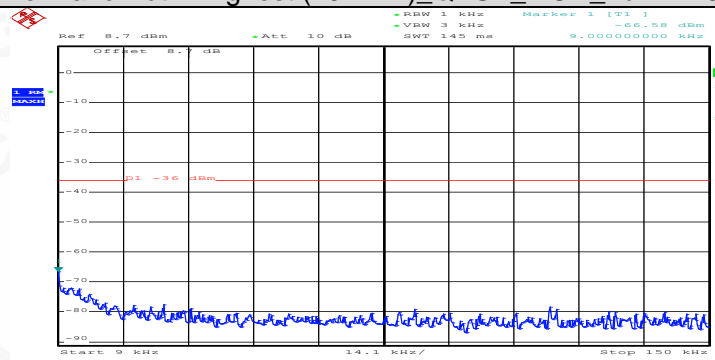
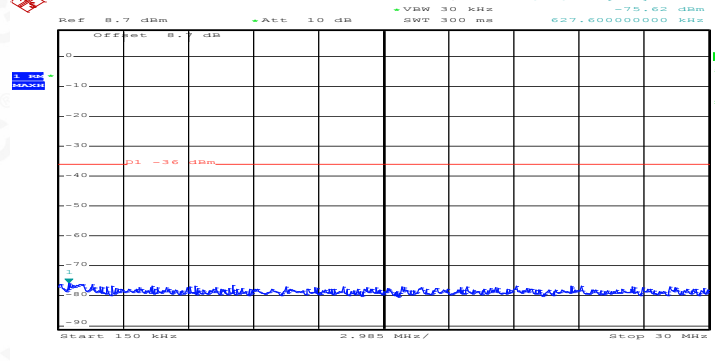
Co-existence	 <p>AAA Date: 16.OCT.2019 21:11:48</p>
Co-existence	 <p>AAA Date: 16.OCT.2019 21:11:54</p>
Co-existence	 <p>AAA Date: 16.OCT.2019 21:12:00</p>



Co-existence	 <p>AAA Date: 16.OCT.2019 21:12:06</p>
Co-existence	 <p>AAA Date: 16.OCT.2019 21:12:13</p>
Co-existence	 <p>AAA Date: 16.OCT.2019 21:12:19</p>

Co-existence	 <p>AAA Date: 16.OCT.2019 21:12:25</p>
Co-existence	 <p>AAA Date: 16.OCT.2019 21:12:31</p>
Co-existence	 <p>AAA Date: 16.OCT.2019 21:12:38</p>

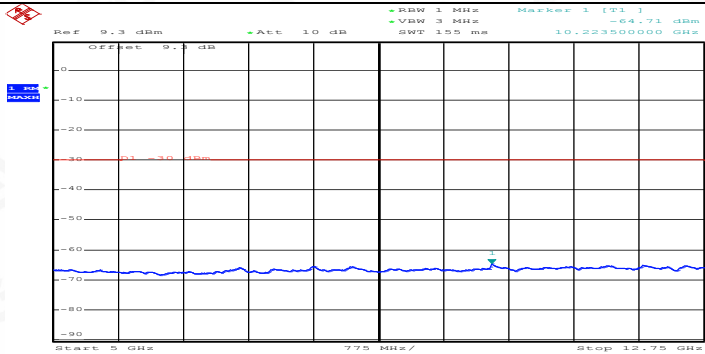
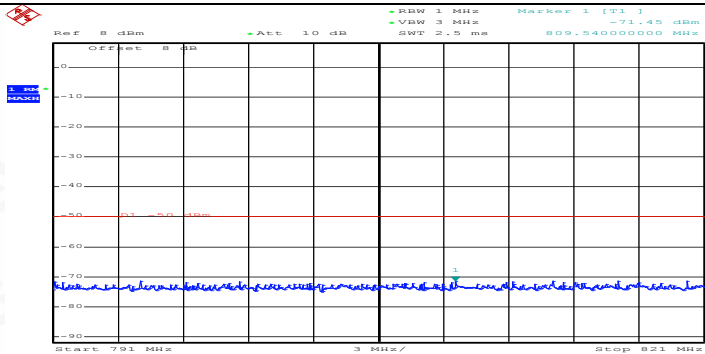
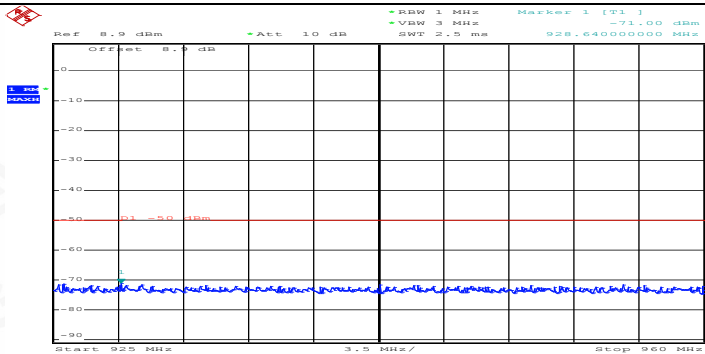
Co-existence	 <p>AAA Date: 16.OCT.2019 21:12:44</p>
Additional	NA

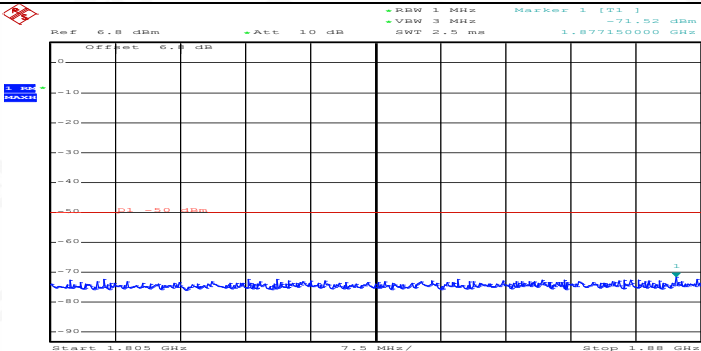
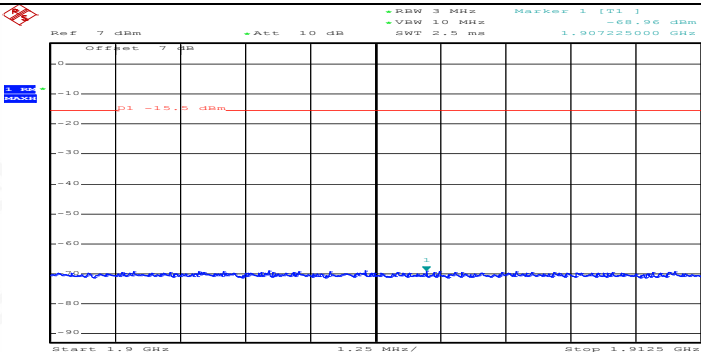
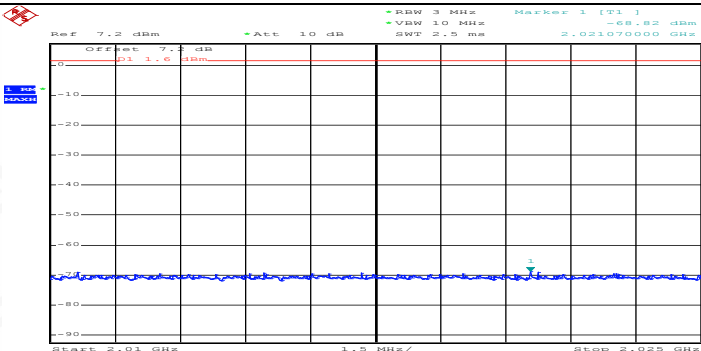
Channel Bandwidth=Highest (20 MHz)_QPSK_MCH_FullRB#0	
General	 <p>AAA Date: 16.OCT.2019 21:12:58</p>
General	 <p>AAA Date: 16.OCT.2019 21:13:10</p>

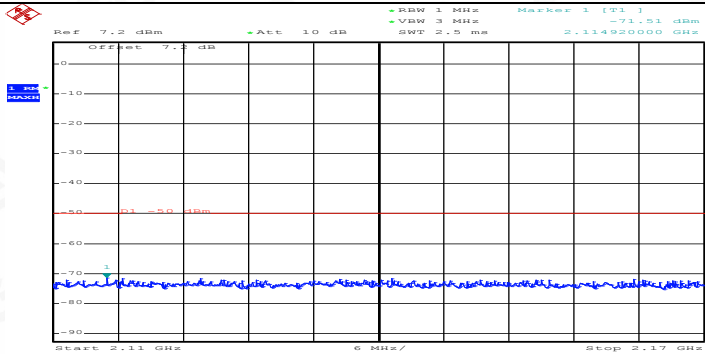
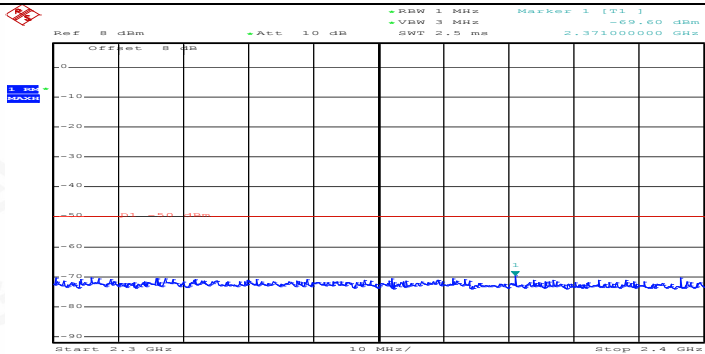
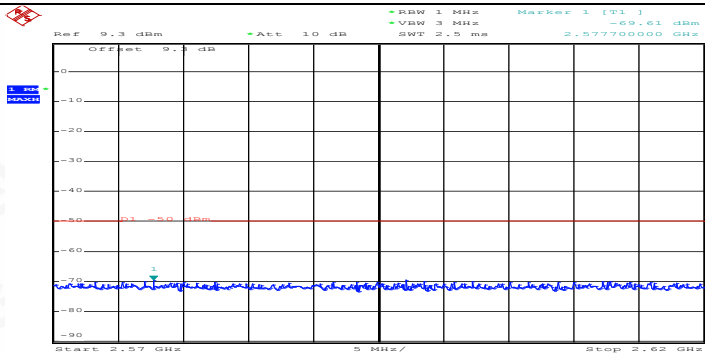
General	 <p>Ref: 8.7 dBm Att: 10 dB RBW: 100 kHz Marker: 1 [T1] -58.11 dBm VSW: 300 kHz SWT: 100 ms 871.96000000 GHz</p> <p>Offset: 8.7 dB</p> <p>Start: 30 MHz 97 MHz/ Stop: 1 GHz</p> <p>AAA Date: 16.OCT.2019 21:13:18</p>
General	 <p>Ref: 8.7 dBm Att: 10 dB RBW: 1 MHz Marker: 1 [T1] -57.79 dBm VSW: 3 MHz SWT: 5 ms 1.95520000 GHz</p> <p>Offset: 8.7 dB</p> <p>Start: 1.2 GHz 80 MHz/ Stop: 2 GHz</p> <p>AAA Date: 16.OCT.2019 21:13:24</p>
General	 <p>Ref: 7 dBm Att: 10 dB RBW: 1 MHz Marker: 1 [T1] -66.76 dBm VSW: 3 MHz SWT: 65 ms 4.354897000 GHz</p> <p>Offset: 7 dB</p> <p>Start: 1.9855 GHz 301.45 MHz/ Stop: 5 GHz</p> <p>AAA Date: 16.OCT.2019 21:13:31</p>

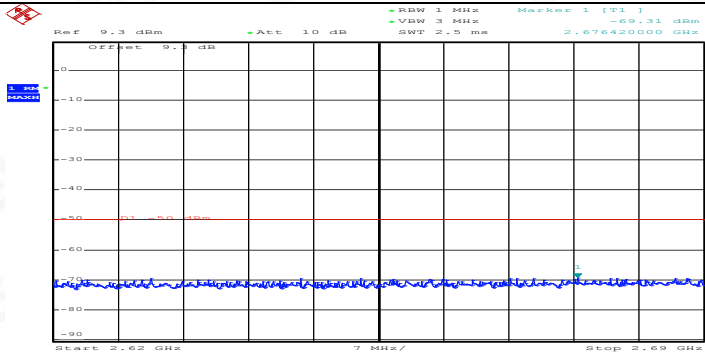
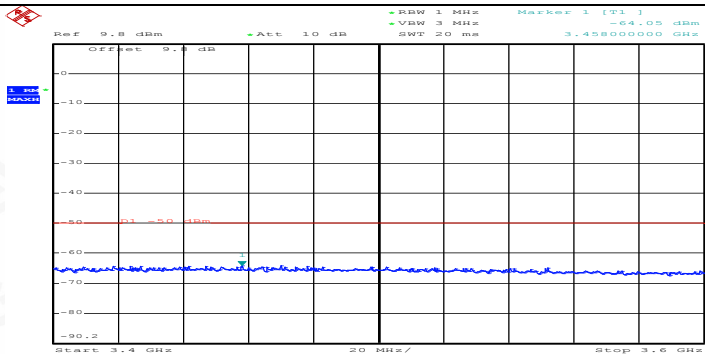
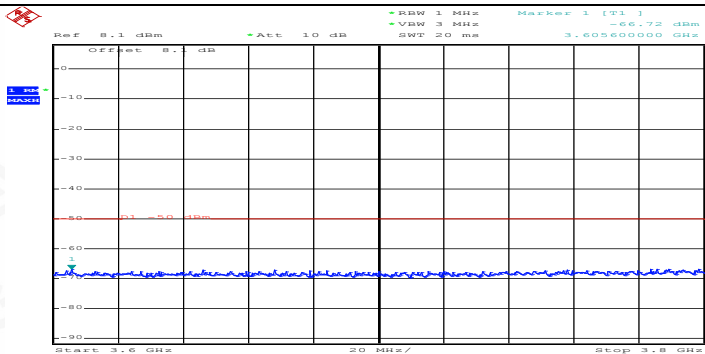




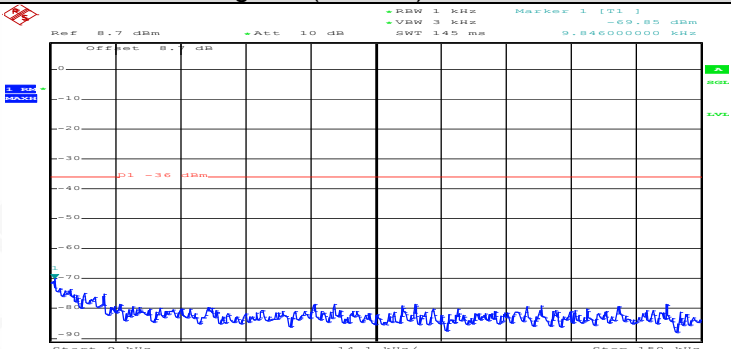
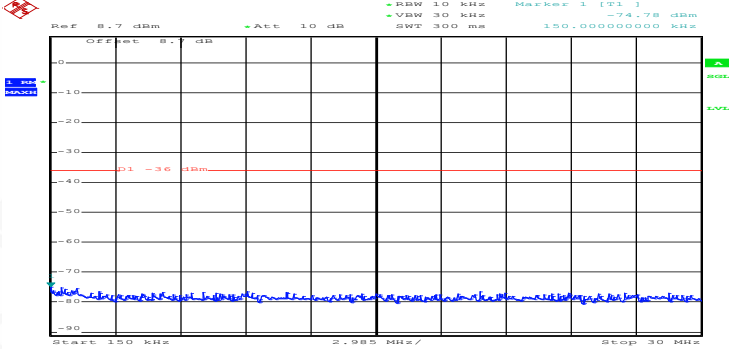
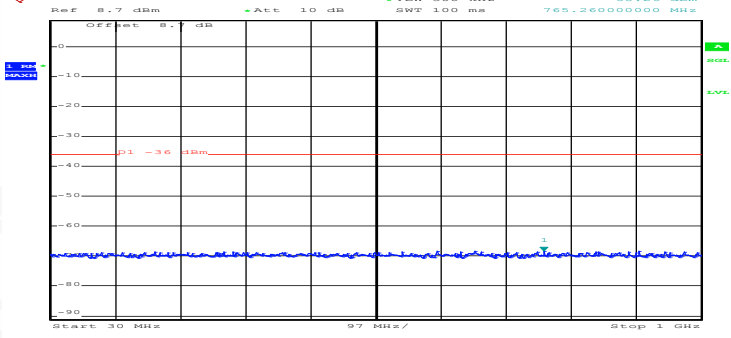
General	 <p>AAA Date: 16.OCT.2019 21:13:40</p>
Co-existence	 <p>AAA Date: 16.OCT.2019 21:13:47</p>
Co-existence	 <p>AAA Date: 16.OCT.2019 21:13:53</p>

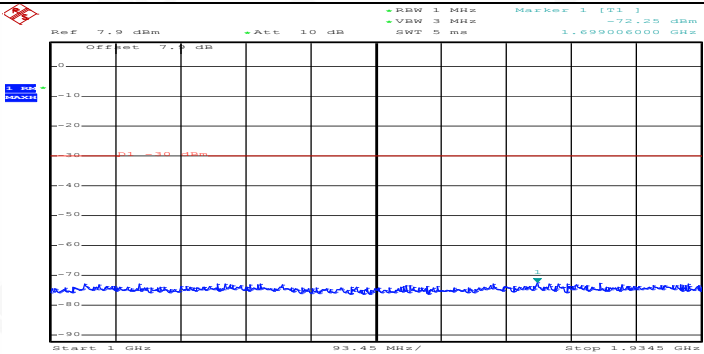
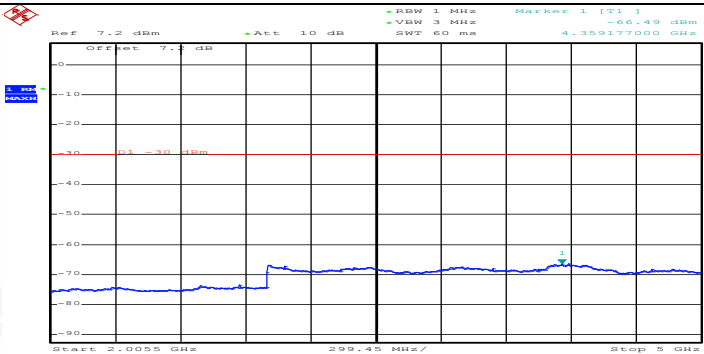
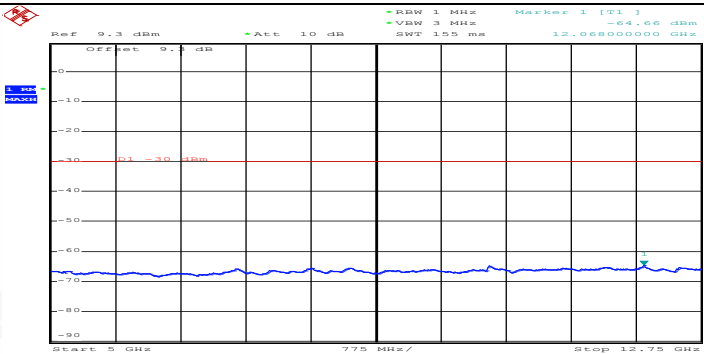
Co-existence	 <p>AAA Date: 16.OCT.2019 21:13:59</p>
Co-existence	 <p>AAA Date: 16.OCT.2019 21:14:05</p>
Co-existence	 <p>AAA Date: 16.OCT.2019 21:14:11</p>

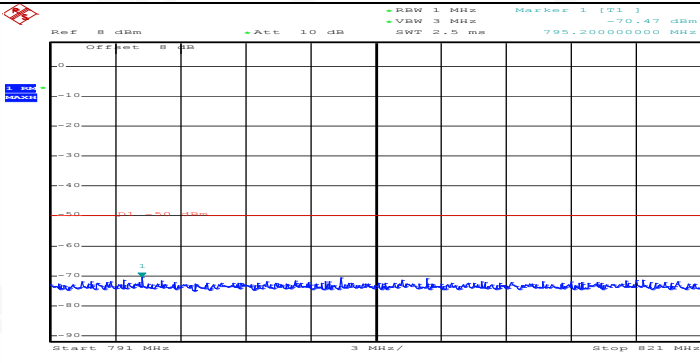
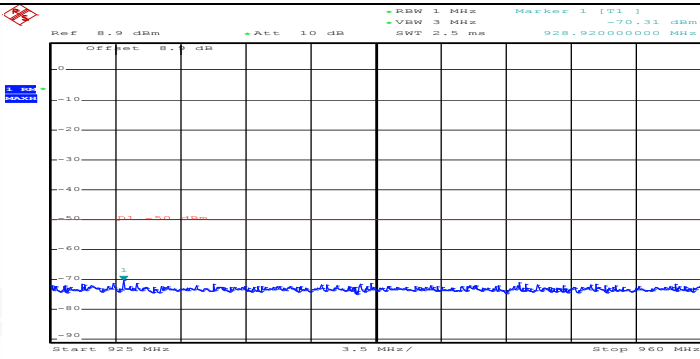
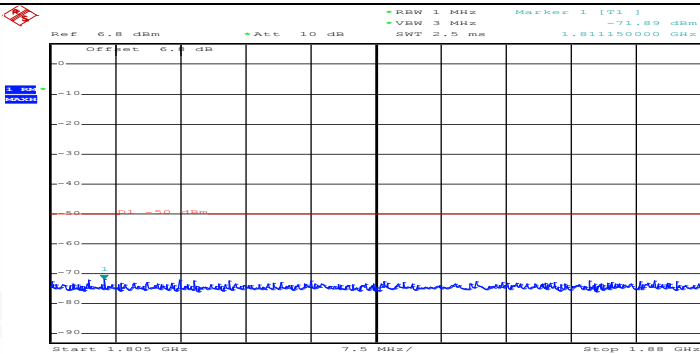
Co-existence	 <p>AAA Date: 16.OCT.2019 21:14:17</p>
Co-existence	 <p>AAA Date: 16.OCT.2019 21:14:23</p>
Co-existence	 <p>AAA Date: 16.OCT.2019 21:14:30</p>

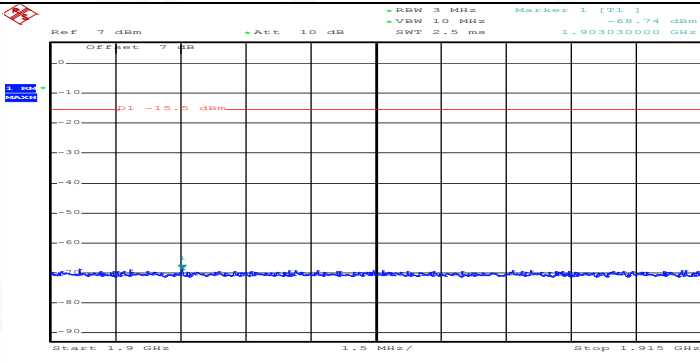
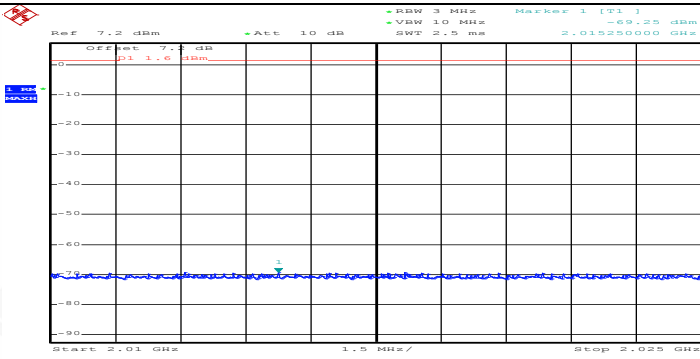
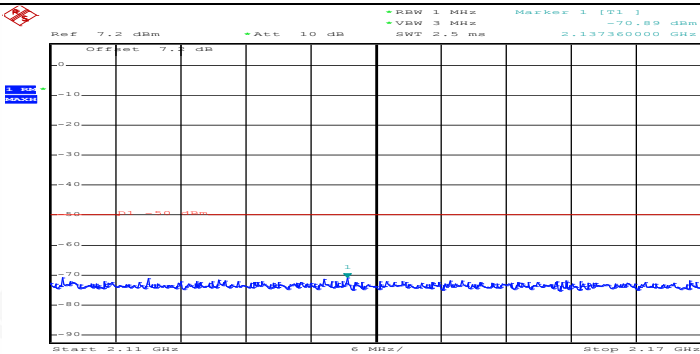
Co-existence	 <p>AAA Date: 16.OCT.2019 21:14:36</p>
Co-existence	 <p>AAA Date: 16.OCT.2019 21:14:42</p>
Co-existence	 <p>AAA Date: 16.OCT.2019 21:14:49</p>
Additional	NA



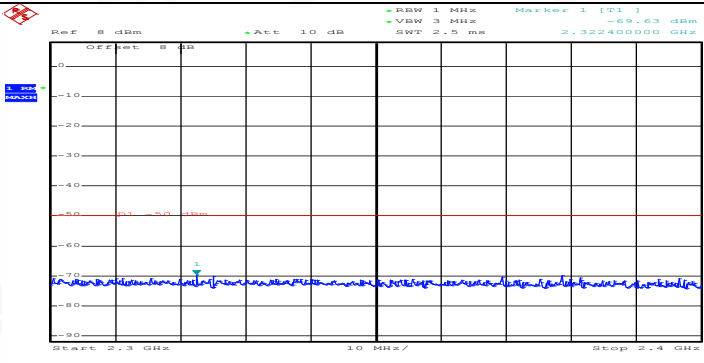
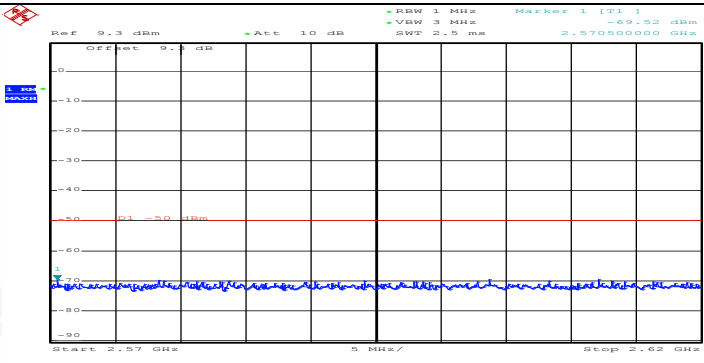
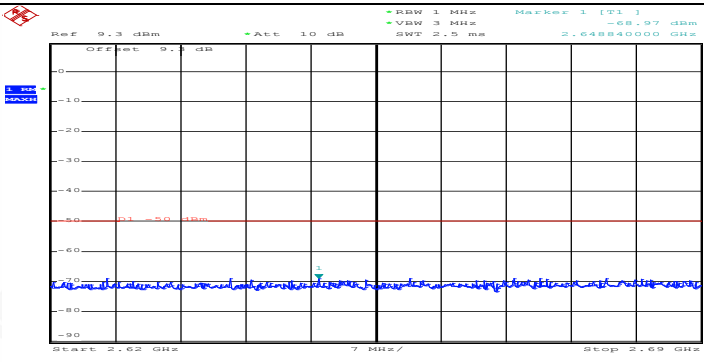
Channel Bandwidth=Highest (20 MHz)_QPSK_HCH_1RB#0	
General	 <p>AAA Date: 16.OCT.2019 21:15:02</p>
General	 <p>AAA Date: 16.OCT.2019 21:15:14</p>
General	 <p>AAA Date: 16.OCT.2019 21:15:23</p>

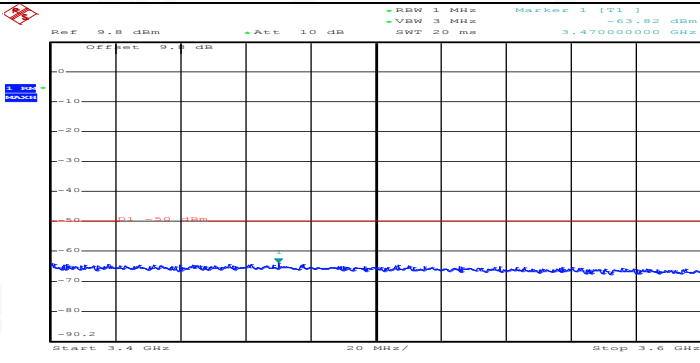
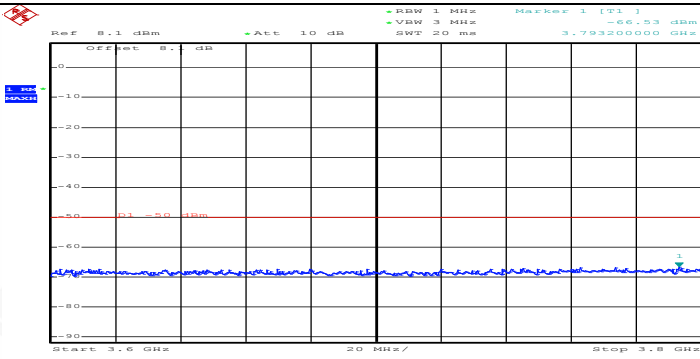
General	 <p>Ref 7.9 dBm Att 10 dB RBW 1 MHz Marker 1 [T1] -72.25 dBm VSW 3 MHz 1.69900000 GHz SWT 5 ms</p> <p>OFFset 7.9 dB</p> <p>Start 1 GHz 93.45 MHz/ Stop 1.9345 GHz</p> <p>AAA Date: 16.OCT.2019 21:15:29</p>
General	 <p>Ref 7.2 dBm Att 10 dB RBW 1 MHz Marker 1 [T1] -66.49 dBm VSW 3 MHz 4.35937700 GHz SWT 60 ms</p> <p>OFFset 7.2 dB</p> <p>Start 2.0055 GHz 299.45 MHz/ Stop 3 GHz</p> <p>AAA Date: 16.OCT.2019 21:15:36</p>
General	 <p>Ref 9.3 dBm Att 10 dB RBW 1 MHz Marker 1 [T1] -64.66 dBm VSW 3 MHz 12.06800000 GHz SWT 155 ms</p> <p>OFFset 9.3 dB</p> <p>Start 5 GHz 775 MHz/ Stop 12.75 GHz</p> <p>AAA Date: 16.OCT.2019 21:15:45</p>

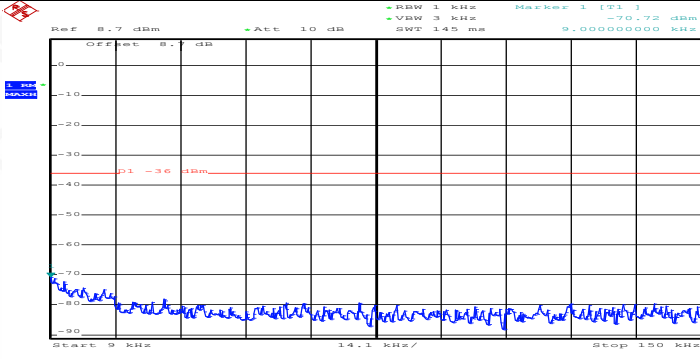
Co-existence	 <p>AAA Date: 16.OCT.2019 21:15:52</p>
Co-existence	 <p>AAA Date: 16.OCT.2019 21:15:58</p>
Co-existence	 <p>AAA Date: 16.OCT.2019 21:16:04</p>

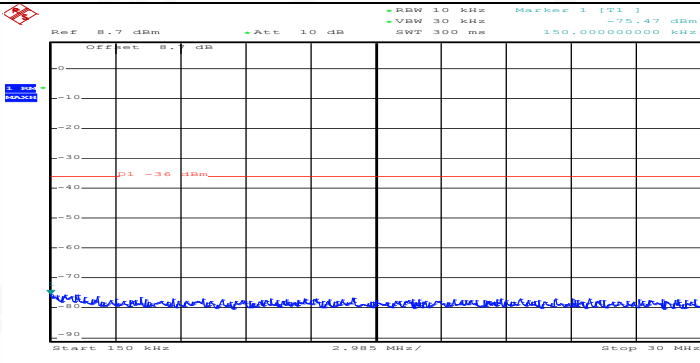
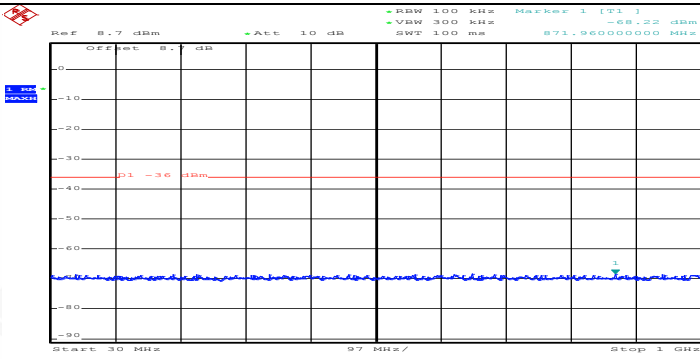
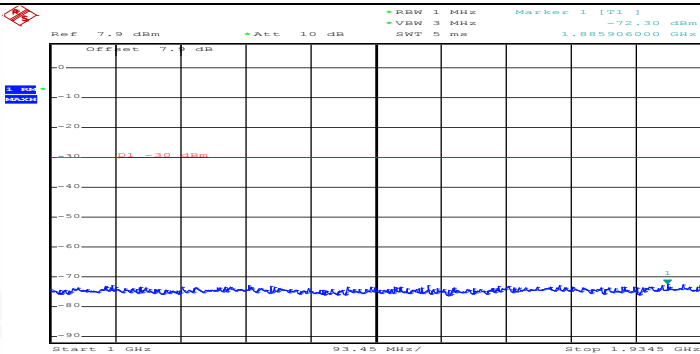
Co-existence	 <p>AAA Date: 16.OCT.2019 21:16:10</p>
Co-existence	 <p>AAA Date: 16.OCT.2019 21:16:16</p>
Co-existence	 <p>AAA Date: 16.OCT.2019 21:16:22</p>

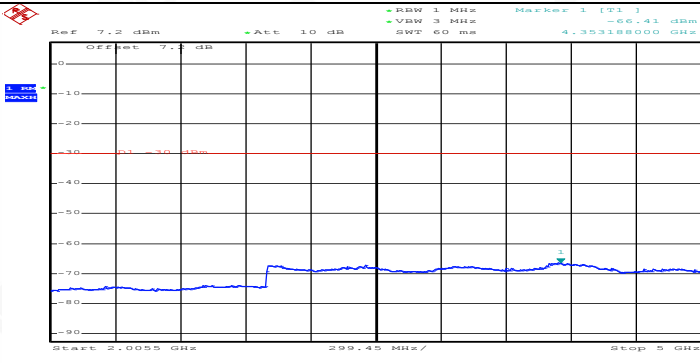
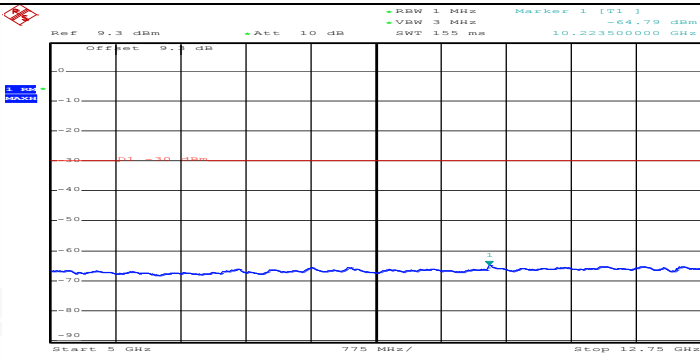
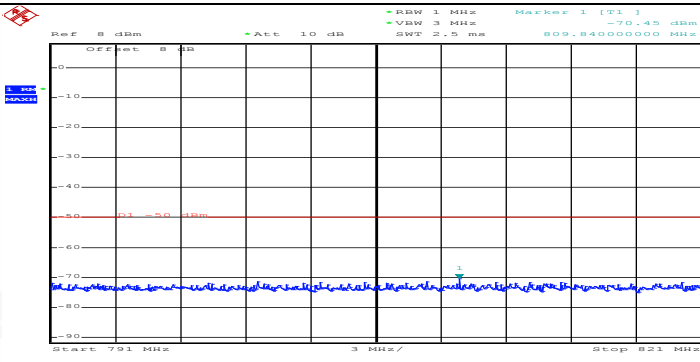


Co-existence	 <p>AAA Date: 16.OCT.2019 21:16:28</p>
Co-existence	 <p>AAA Date: 16.OCT.2019 21:16:35</p>
Co-existence	 <p>AAA Date: 16.OCT.2019 21:16:41</p>

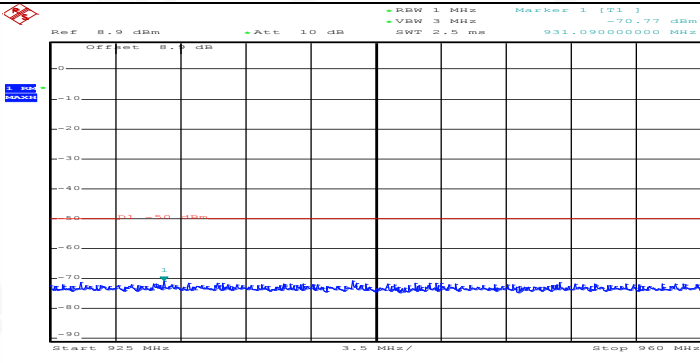
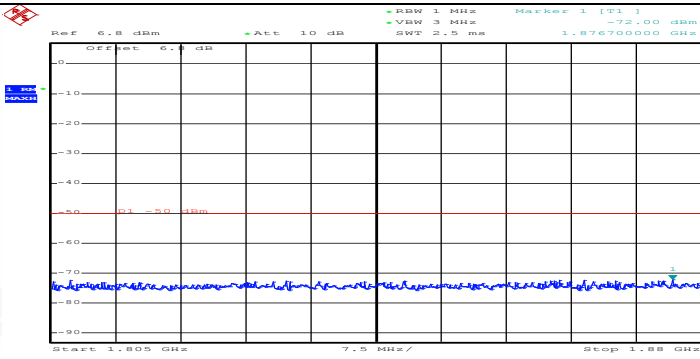
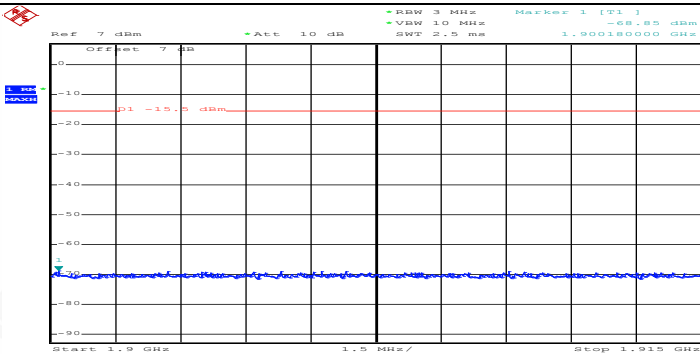
Co-existence	 <p>AAA Date: 16.OCT.2019 21:16:47</p>
Co-existence	 <p>AAA Date: 16.OCT.2019 21:16:54</p>
Additional	NA

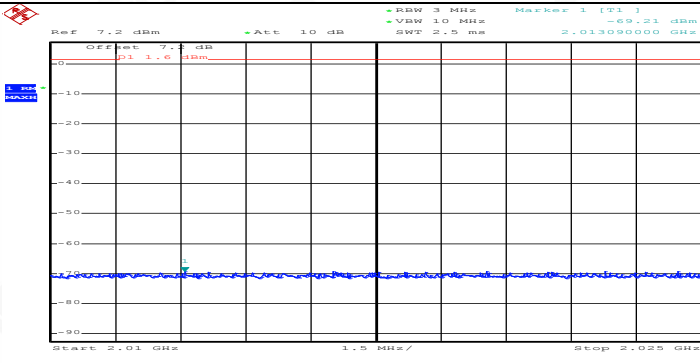
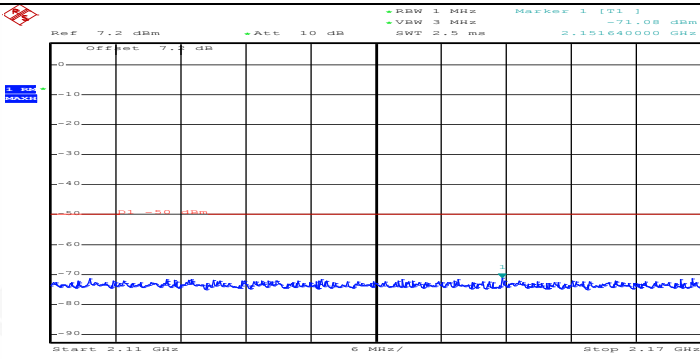
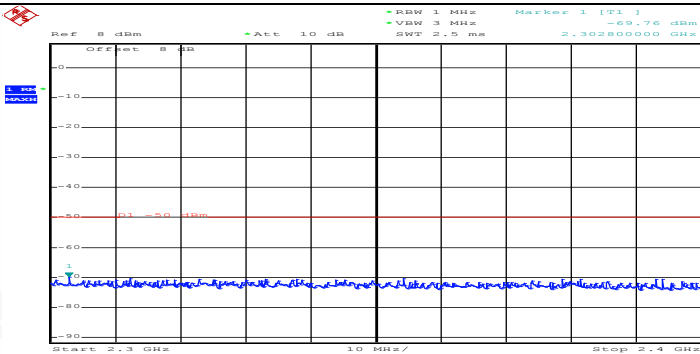
Channel Bandwidth=Highest (20 MHz)_QPSK_HCH_1RB#max	
General	 <p>AAA Date: 16.OCT.2019 21:17:03</p>

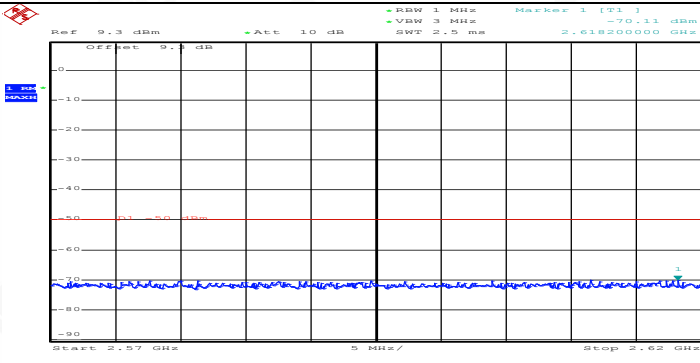
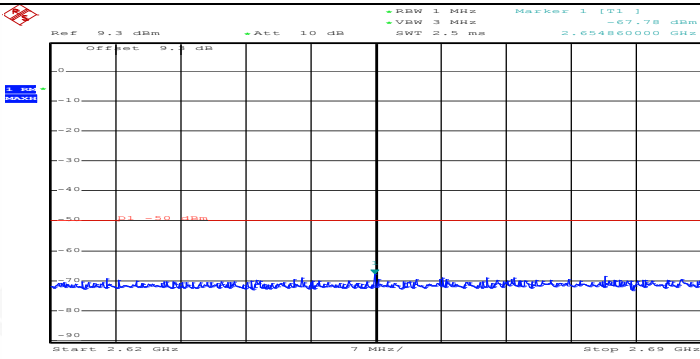
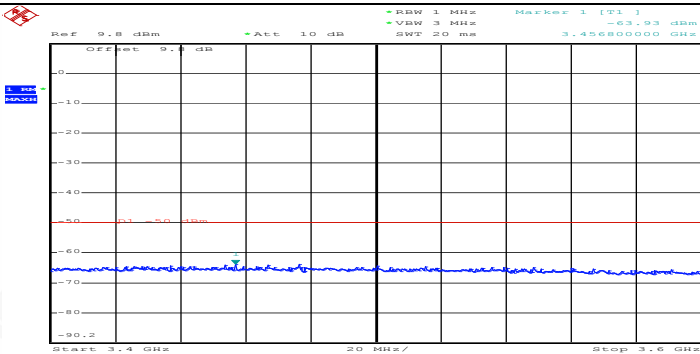
General	 <p>AAA Date: 16.OCT.2019 21:17:15</p>
General	 <p>AAA Date: 16.OCT.2019 21:17:23</p>
General	 <p>AAA Date: 16.OCT.2019 21:17:30</p>

General	 <p>Ref 7.2 dBm Att 10 dB RBW 1 MHz Marker 1 [T1] -66.41 dBm VSW 3 MHz SWT 60 ms 4.32318000 GHz</p> <p>Start 2.0055 GHz 299.45 MHz/ Stop 5 GHz</p> <p>AAA Date: 16.OCT.2019 21:17:37</p>
General	 <p>Ref 9.3 dBm Att 10 dB RBW 1 MHz Marker 1 [T1] -64.79 dBm VSW 3 MHz SWT 125 ms 10.22350000 GHz</p> <p>Start 5 GHz 775 MHz/ Stop 12.75 GHz</p> <p>AAA Date: 16.OCT.2019 21:17:46</p>
Co-existence	 <p>Ref 8 dBm Att 10 dB RBW 1 MHz Marker 1 [T1] -70.45 dBm VSW 3 MHz SWT 2.5 ms 809.84000000 MHz</p> <p>Start 791 MHz 3 MHz/ Stop 821 MHz</p> <p>AAA Date: 16.OCT.2019 21:17:52</p>

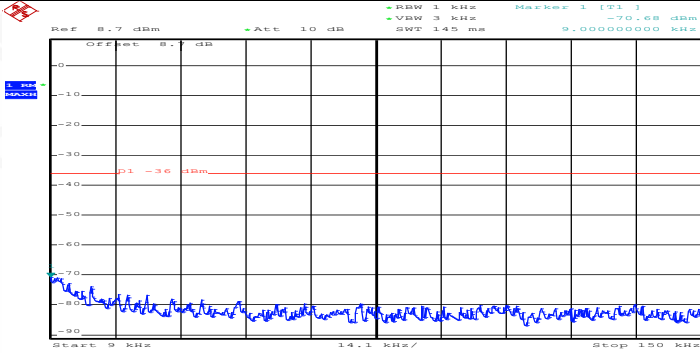
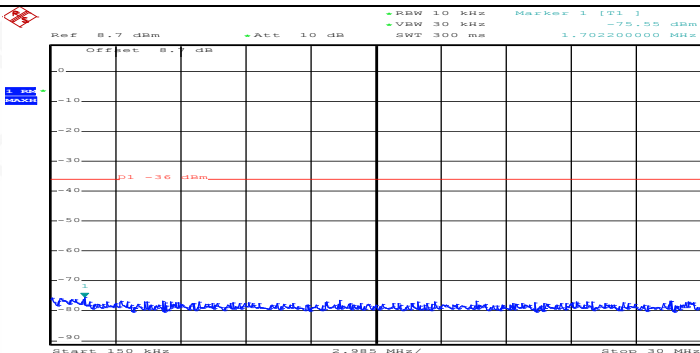


Co-existence	 <p>AAA Date: 16.OCT.2019 21:17:58</p>
Co-existence	 <p>AAA Date: 16.OCT.2019 21:18:04</p>
Co-existence	 <p>AAA Date: 16.OCT.2019 21:18:10</p>

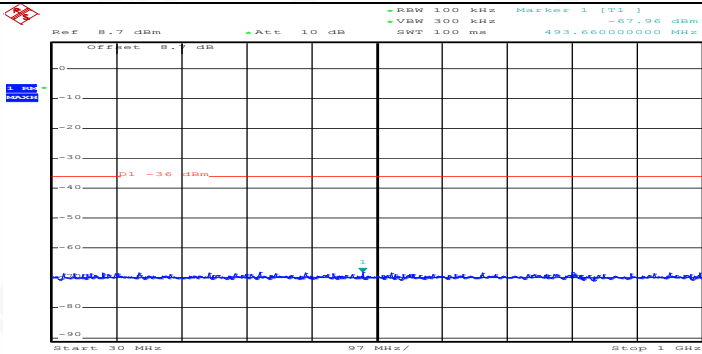
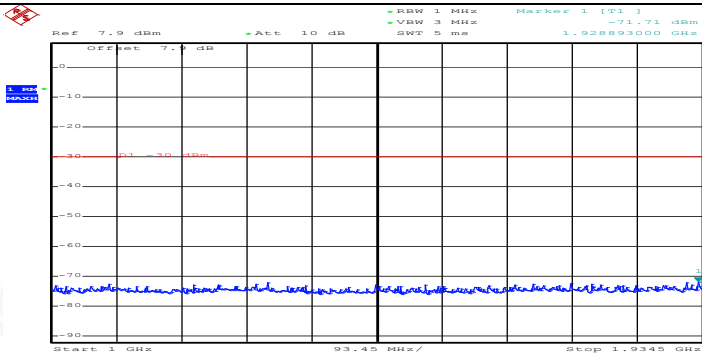
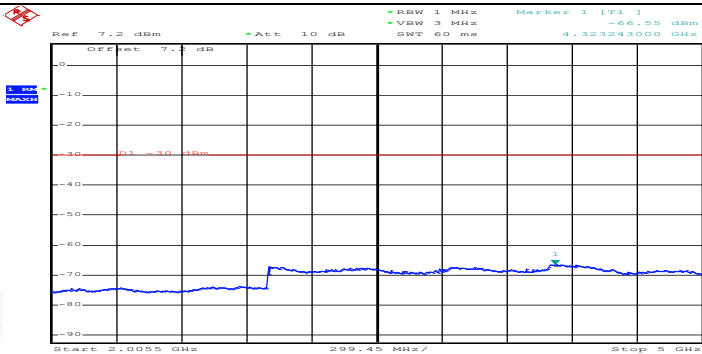
Co-existence	 <p>AAA Date: 16.OCT.2019 21:18:17</p>
Co-existence	 <p>AAA Date: 16.OCT.2019 21:18:23</p>
Co-existence	 <p>AAA Date: 16.OCT.2019 21:18:29</p>

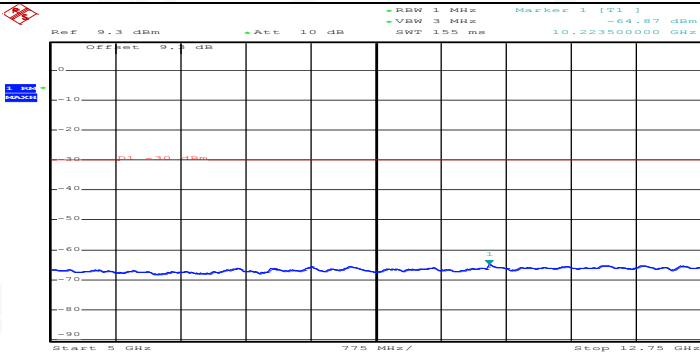
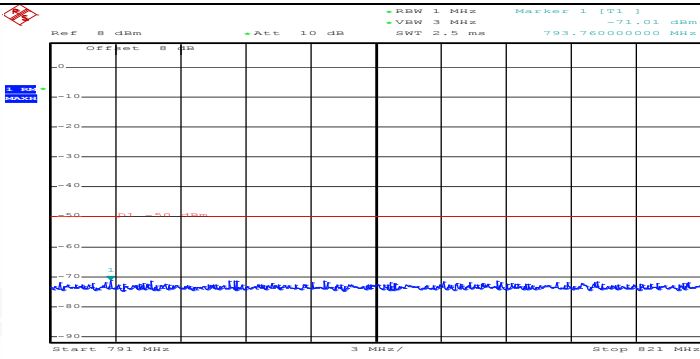
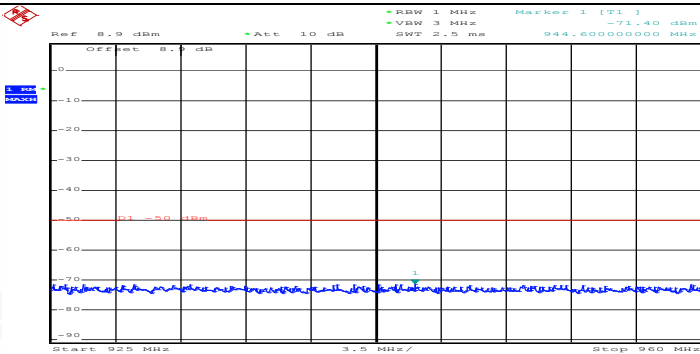
Co-existence	 <p>AAA Date: 16.OCT.2019 21:18:35</p>
Co-existence	 <p>AAA Date: 16.OCT.2019 21:18:42</p>
Co-existence	 <p>AAA Date: 16.OCT.2019 21:18:48</p>

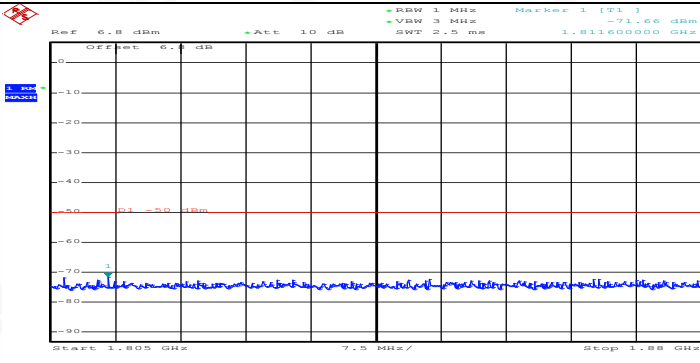
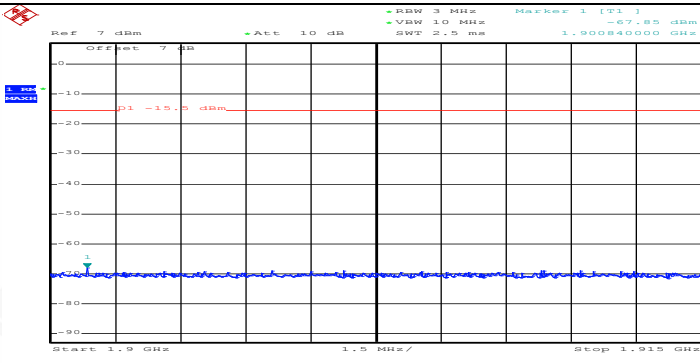
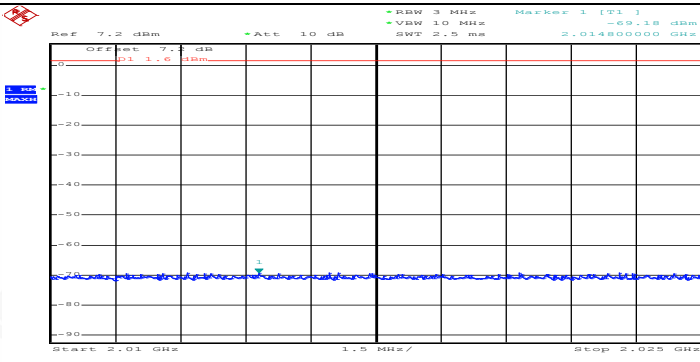
Co-existence	 <p>AAA Date: 16.OCT.2019 21:18:54</p>
Additional	NA

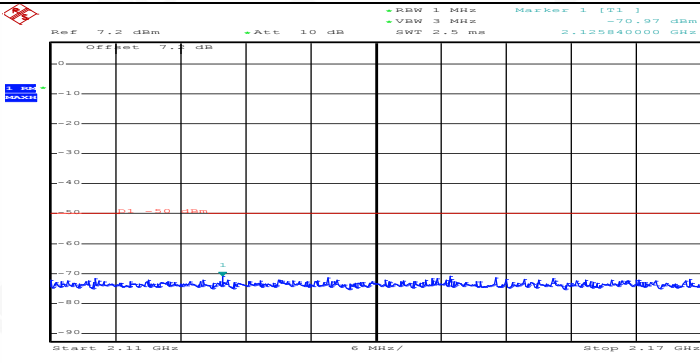
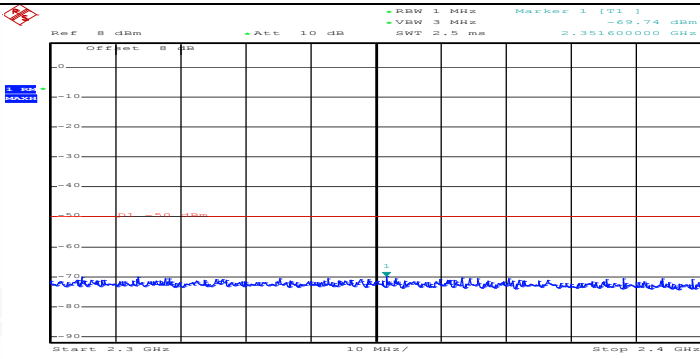
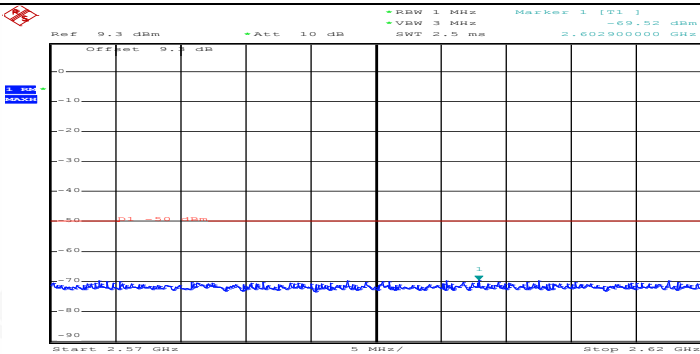
Channel Bandwidth=Highest (20 MHz)_QPSK_HCH_FullRB#0	
General	 <p>AAA Date: 16.OCT.2019 21:19:08</p>
General	 <p>AAA Date: 16.OCT.2019 21:19:20</p>



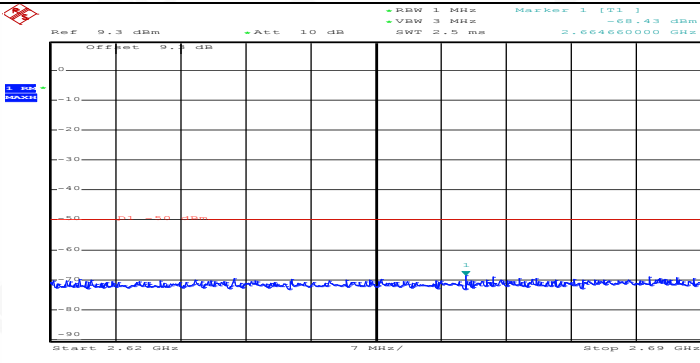
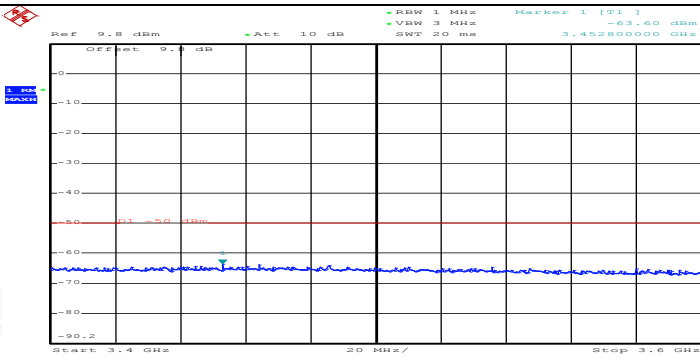
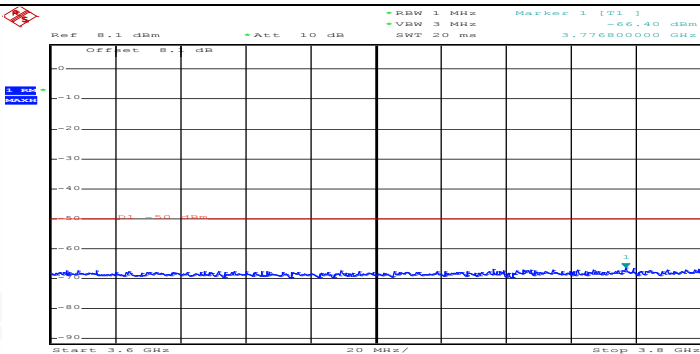
General	 <p>AAA Date: 16.OCT.2019 21:19:28</p>
General	 <p>AAA Date: 16.OCT.2019 21:19:35</p>
General	 <p>AAA Date: 16.OCT.2019 21:19:42</p>

General	 <p>AAA Date: 16.OCT.2019 21:19:51</p>
Co-existence	 <p>AAA Date: 16.OCT.2019 21:19:57</p>
Co-existence	 <p>AAA Date: 16.OCT.2019 21:20:03</p>

Co-existence	 <p>Ref: 6.8 dBm, Att: 10 dB, RBW: 3 MHz, Marker 1: [71.1], VSW: 3 MHz, -71.66 dBm, SWT: 2.5 ms, 1.81500000 GHz</p> <p>Start: 1.805 GHz, 7.5 MHz, Stop: 1.88 GHz</p> <p>AAA Date: 16.OCT.2019 21:20:09</p>
Co-existence	 <p>Ref: 7 dBm, Att: 10 dB, RBW: 3 MHz, Marker 1: [51.1], VSW: 10 MHz, -67.85 dBm, SWT: 2.5 ms, 1.90840000 GHz</p> <p>Start: 1.9 GHz, 1.5 MHz, Stop: 1.915 GHz</p> <p>AAA Date: 16.OCT.2019 21:20:15</p>
Co-existence	 <p>Ref: 7.2 dBm, Att: 10 dB, RBW: 3 MHz, Marker 1: [11.1], VSW: 10 MHz, -69.18 dBm, SWT: 2.5 ms, 2.01480000 GHz</p> <p>Start: 2.01 GHz, 1.5 MHz, Stop: 2.025 GHz</p> <p>AAA Date: 16.OCT.2019 21:20:22</p>

Co-existence	 <p>AAA Date: 16.OCT.2019 21:20:28</p>
Co-existence	 <p>AAA Date: 16.OCT.2019 21:20:34</p>
Co-existence	 <p>AAA Date: 16.OCT.2019 21:20:40</p>



Co-existence	 <p>AAA Date: 16.OCT.2019 21:20:46</p>
Co-existence	 <p>AAA Date: 16.OCT.2019 21:20:53</p>
Co-existence	 <p>AAA Date: 16.OCT.2019 21:20:59</p>
Additional	NA

## 6. Receiver Spurious Emissions

### Test Result

NTNV

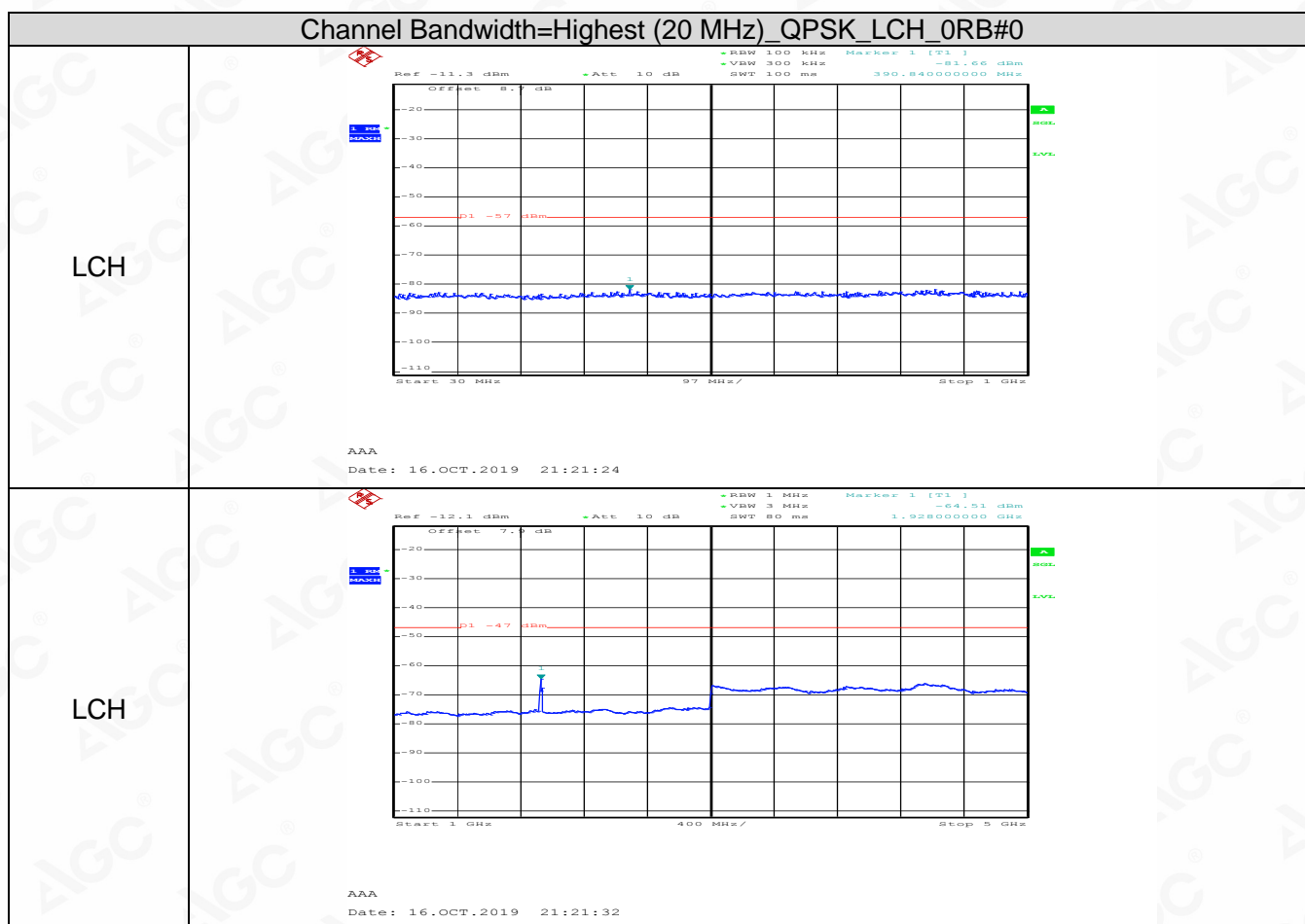
Channel Bandwidth=Highest

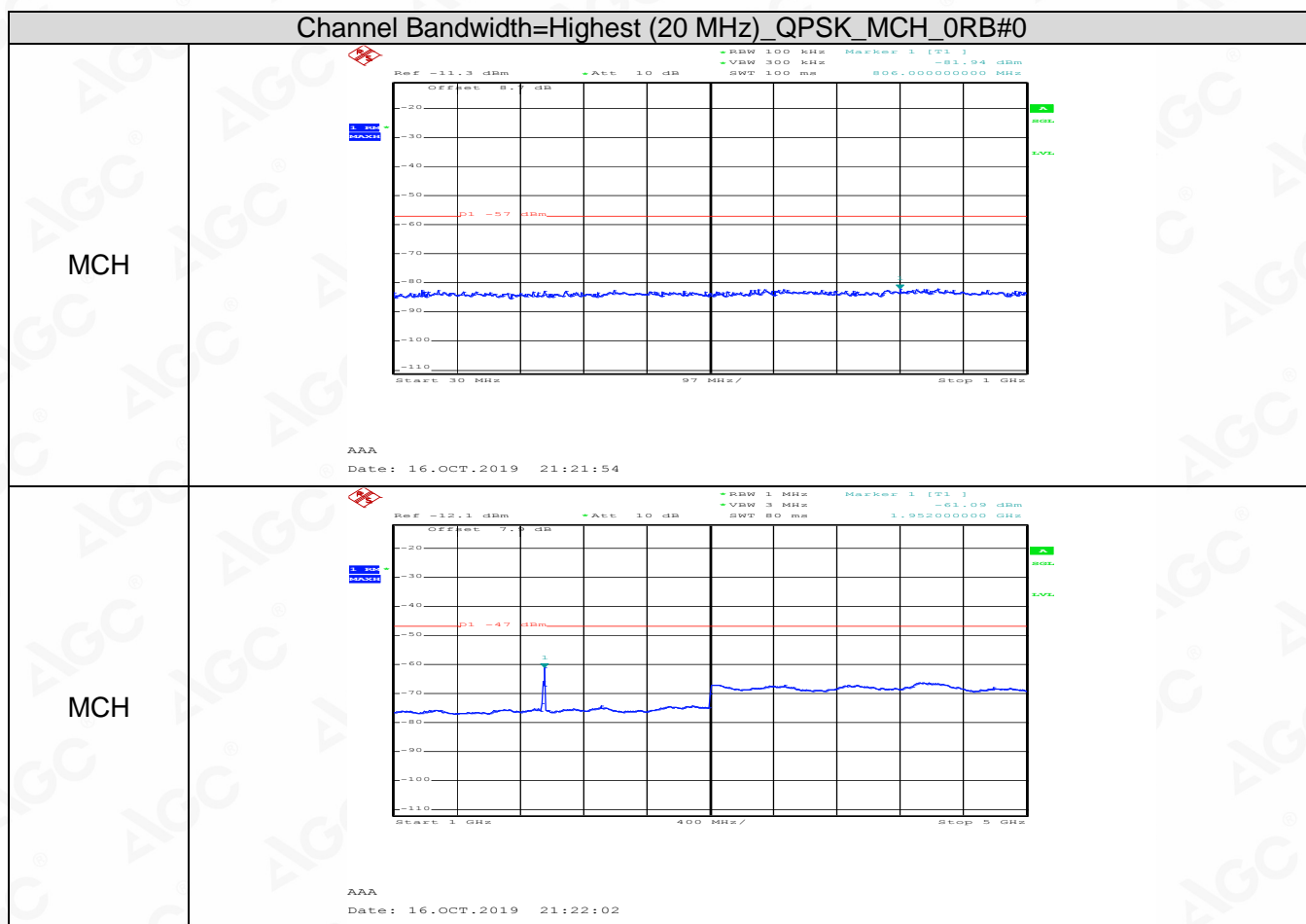
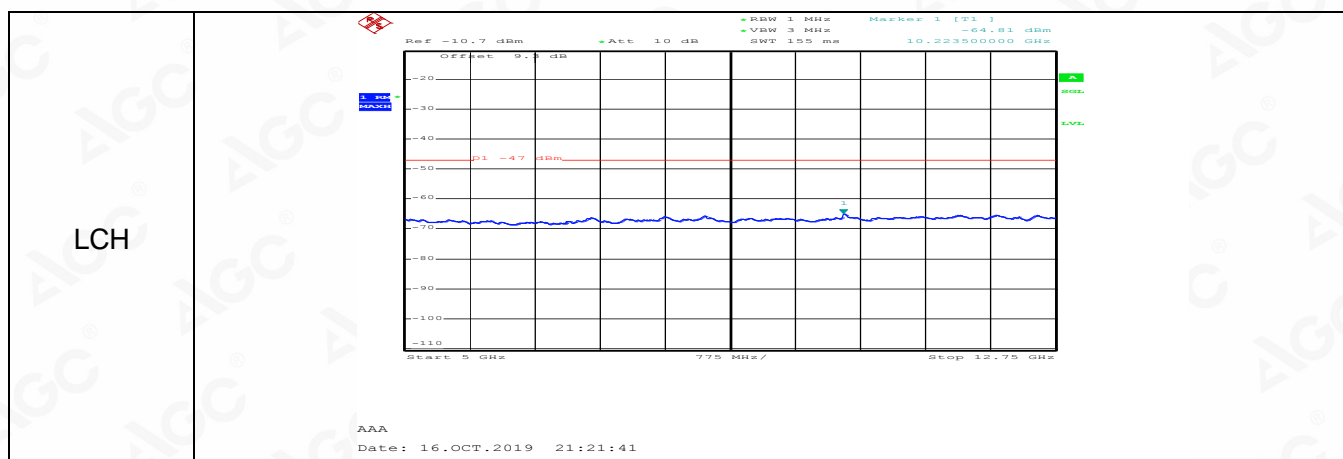
Condition	Modulation	Channel Bandwidth	Channel	RB allocation		Verdict
				RB Size	RB Offset	
Normal	QPSK	20 MHz	Low range	0	0	Pass
			Mid range	0	0	Pass
			High range	0	0	Pass

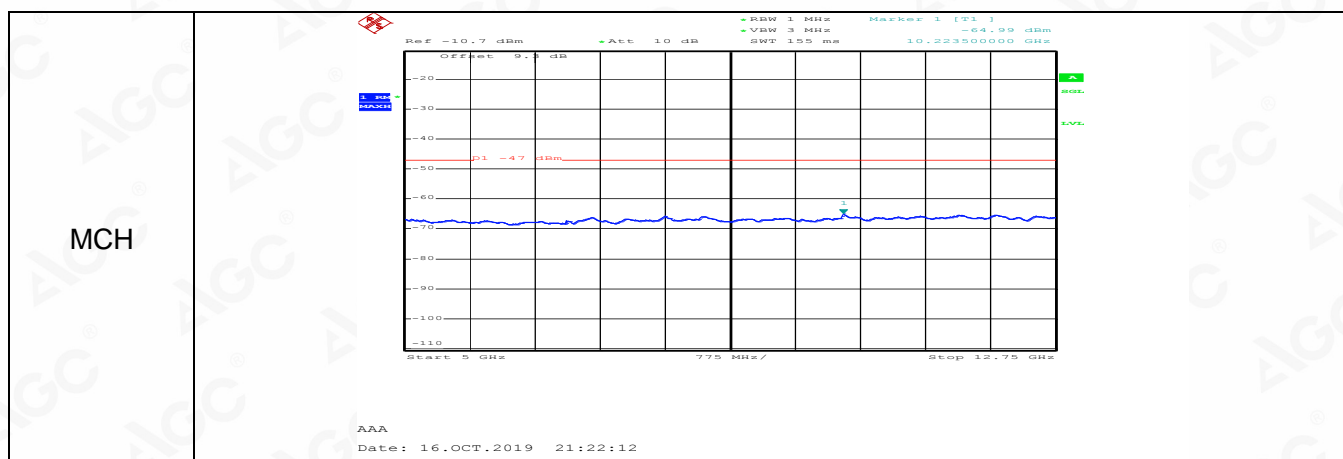
### Test Graphs

NTNV

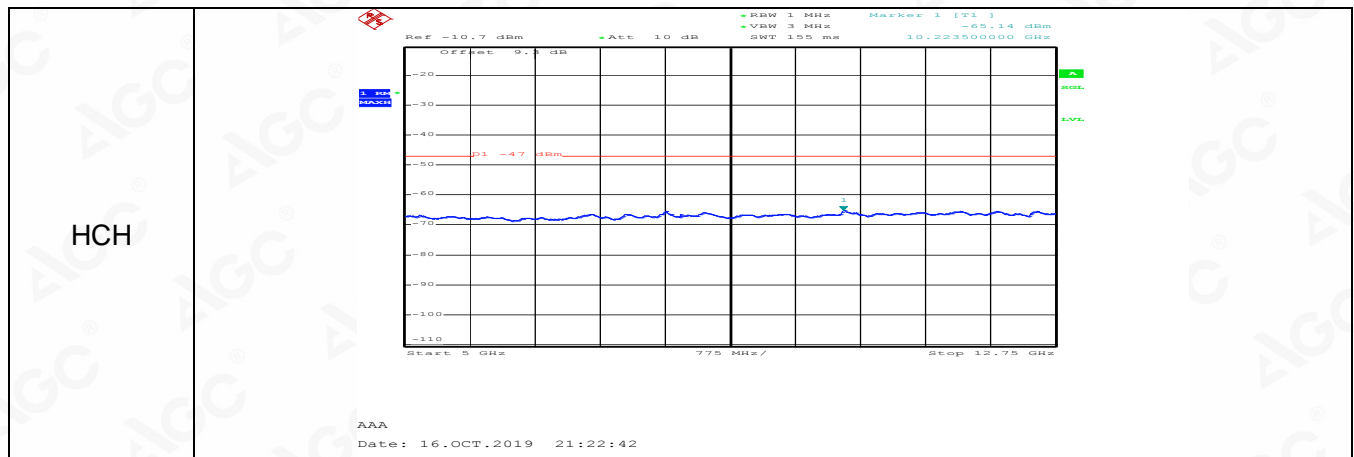
Channel Bandwidth=Highest











Attestation of Global Compliance

Attestation of Global Compliance(Shenzhen)Co.,Ltd.

Add: 2/F., Building 2, Sanwei Chaxi Industrial Park, Sanwei Community,  
Hangcheng Street, Bao'an District, Shenzhen, Guangdong, China

Tel: +86-755 2523 4088

E-mail: agc@agc-cert.com

Service Hotline: 400 089 2118

## 7. Radiated spurious emissions - MS in idle mode

### Test Result

NTNV

Channel Bandwidth=Highest= (20 MHz)

Frequency	Modulation	RBW	Max .Level (dbm)	Test Conditions=TNVN		
				Test Channel		
				LCH	MCH	HCH
$30 \text{ MHz} \leq f < 1 \text{ GHz}$	QPSK	100 kHz	-57	-90.18	-85.40	-85.45
$1 \text{ GHz} \leq f \leq 5 \text{ GHz}$		1 MHz	-47	-74.25	-70.17	-73.36
$5 \text{ GHz} \leq f \leq 12.75 \text{ GHz}$		1 MHz	-47	-75.39	-74.18	-74.57
Verdict	PASS					



Attestation of Global Compliance

Attestation of Global Compliance(Shenzhen)Co.,Ltd.

Add: 2/F., Building 2, Sanwei Chaxi Industrial Park, Sanwei Community,  
Hangcheng Street, Bao'an District, Shenzhen, Guangdong, China

Tel: +86-755 2523 4088

E-mail: agc@agc-cert.com

Service Hotline: 400 089 2118

## 8. Receiver Adjacent Channel Selectivity (ACS)

### Test Results

The equipment **passed** the requirement of this clause.

Test Environment			NC		
Test Frequencies			Mid range		
Test Channel Bandwidths			Lowest, 5MHz, Highest 20MHz		
Test Parameters for Channel Bandwidths					
	Downlink Configuration		Uplink Configuration		
Ch BW	Mod' n	RB allocation	Mod' n	RB allocation	CASE 1
		FDD		FDD	Throughput Limit
5MHz	QPSK	Full	QPSK	25	≥ 95 %
10MHz	QPSK	Full	QPSK	15,20,25	≥ 95 %
20MHz	QPSK	Full	QPSK	100	≥ 95 %
Verdict	Pass				
Ch BW	Mod' n	RB allocation	Mod' n	RB allocation	CASE 2
		FDD		FDD	Throughput Limit
5MHz	QPSK	Full	QPSK	25	≥ 95 %
10MHz	QPSK	Full	QPSK	15,20,25	≥ 95 %
20MHz	QPSK	Full	QPSK	100	≥ 95 %
Verdict	Pass				



## 9. Receiver blocking characteristics

### Test Results

The equipment **passed** the requirement of this clause.

#### In-Band Blocking

Test Environment			NC		
Test Frequencies			Mid range		
Test Channel Bandwidths			Lowest, 5MHz, Highest 20MHz		
Test Parameters for Channel Bandwidths					
	Downlink Configuration		Uplink Configuration		CASE1
Ch BW	Mod' n	RB allocation	Mod' n	RB allocation	Throughput Limit
		FDD		FDD	
5MHz	QPSK	Full	QPSK	25	≥ 95 %
10MHz	QPSK	Full	QPSK	15,20,25	≥ 95 %
20MHz	QPSK	Full	QPSK	100	≥ 95 %
Verdict	Pass				

#### In-Band Blocking

	Downlink Configuration		Uplink Configuration		CASE2
Ch BW	Mod' n	RB allocation	Mod' n	RB allocation	Throughput Limit
		FDD		FDD	
5MHz	QPSK	Full	QPSK	25	≥ 95 %
10MHz	QPSK	Full	QPSK	15,20,25	≥ 95 %
20MHz	QPSK	Full	QPSK	100	≥ 95 %
Verdict	Pass				



### Out-of Band Blocking

Test Environment		NC			
Test Frequencies		Low range for FInterferer below FDL_low High range for FInterferer above FDL_high			
Test Channel Bandwidths		Lowest, 5MHz, Highest 20MHz			
Test Parameters for Channel Bandwidths					
	Downlink Configuration		Uplink Configuration		RANGE1/RANGE2/RANGE3
Ch BW	Mod' n	RB allocation	Mod' n	RB allocation	Throughput Limit
		FDD		FDD	
5MHz	QPSK	Full	QPSK	25	≥ 95 %
10MHz	QPSK	Full	QPSK	15,20,25	≥ 95 %
20MHz	QPSK	Full	QPSK	100	≥ 95 %
Verdict	Pass				

### Narrow Band

Test Environment			NC		
Test Frequencies			Mid range		
Test Channel Bandwidths			Lowest, 5MHz, Highest 20MHz		
Test Parameters for Channel Bandwidths					
	Downlink Configuration		Uplink Configuration		
Ch BW	Mod' n	RB allocation	Mod' n	RB allocation	Throughput Limit
		FDD		FDD	
5MHz	QPSK	Full	QPSK	25	≥ 95 %
10MHz	QPSK	Full	QPSK	15,20,25	≥ 95 %
20MHz	QPSK	Full	QPSK	100	≥ 95 %
Verdict	Pass				



## 10. Receiver Spurious Response

### test Results

The equipment **passed** the requirement of this clause.

Test Environment			NC		
Test Frequencies			Mid range		
Test Channel Bandwidths			Lowest, 5MHz, Highest 20MHz		
Test Parameters for Channel Bandwidths					
	Downlink Configuration		Uplink Configuration		
Ch BW	Mod' n	RB allocation	Mod' n	RB allocation	CASE 1
		FDD		FDD	Throughput Limit
5MHz	QPSK	Full	QPSK	25	≥ 95 %
10MHz	QPSK	Full	QPSK	15,20,25	≥ 95 %
20MHz	QPSK	Full	QPSK	100	≥ 95 %
Verdict	Pass				
Ch BW	Mod' n	RB allocation	Mod' n	RB allocation	CASE 2
		FDD		FDD	Throughput Limit
5MHz	QPSK	Full	QPSK	25	≥ 95 %
10MHz	QPSK	Full	QPSK	15,20,25	≥ 95 %
20MHz	QPSK	Full	QPSK	100	≥ 95 %
Verdict	Pass				



## 11. Receiver Intermodulation Characteristics

### Test Results

The equipment **passed** the requirement of this clause.

Test Band			Band 1			
Test Environment			NC			
Test Frequencies			Mid range			
Test Channel Bandwidths			Lowest, 5MHz, Highest 20MHz			
Test Parameters for Channel Bandwidths						
	Downlink Configuration		Uplink Configuration			
Ch BW	Mod' n	RB allocation	Mod' n	RB allocation	Meas. Throughput	Throughput Limit
		FDD		FDD		
5MHz	QPSK	Full	QPSK	25	PASS	≥ 95 %
10MHz	QPSK	Full	QPSK	15,20,25	PASS	≥ 95 %
20MHz	QPSK	Full	QPSK	100	PASS	≥ 95 %
Verdict	Pass					



## 12. Receiver Reference Sensitivity Level

### Test Results

	TestEnvironment			NC			
	Test Frequencies			Midrange			
	TestChannelBandwidths			Lowest,5MHz,Highest 20MHz			
	Test Parameters for Channel Bandwidths						
		DownlinkConfiguration		Uplink Configuration			
	Ch BW	Mod' n	RB allocation	Mod' n	RB allocation	Meas. Throughput	Throughput Limit
			FDD		FDD		
TNVN	5MHz	QPSK	Full	QPSK	25	PASS	≥ 95 %
	10MHz	QPSK	Full	QPSK	15,20,25	PASS	≥ 95 %
	20MHz	QPSK	Full	QPSK	100	PASS	≥ 95 %
	Verdict	Pass					
TL,VL	5MHz	QPSK	Full	QPSK	25	PASS	≥ 95 %
	10MHz	QPSK	Full	QPSK	15,20,25	PASS	≥ 95 %
	20MHz	QPSK	Full	QPSK	100	PASS	≥ 95 %
	Verdict	Pass					
TL,VH	5MHz	QPSK	Full	QPSK	25	PASS	≥ 95 %
	10MHz	QPSK	Full	QPSK	15,20,25	PASS	≥ 95 %
	20MHz	QPSK	Full	QPSK	100	PASS	≥ 95 %
	Verdict	Pass					





## Appendix B for Band 3

### 1. Transmitter Maximum Output Power

#### Test Result

Note: All the modes had been tested, but only the worst data recorded in the report.

NTNV

**Channel Bandwidth=Lowest (1.4 MHz)**

Channel Bandwidth=Lowest (1.4 MHz)							
Condition	Modulation	Channel Bandwidth	Channel	RB allocation		Average Power (dBm)	Verdict
				RB Size	RB Offset		
Normal	QPSK	1.4 MHz	Low range	1	0	23.94	Pass
					max	23.90	Pass
				Partial	0	24.01	Pass
					max	24.00	Pass
			Mid range	1	0	24.01	Pass
					max	24.00	Pass
				Partial	0	24.00	Pass
					max	24.03	Pass
			High range	1	0	23.88	Pass
					max	23.87	Pass
				Partial	0	24.02	Pass
					max	24.05	Pass

**Channel Bandwidth= (5 MHz)**

Channel Bandwidth= (5 MHz)							
Condition	Modulation	Channel Bandwidth	Channel	RB allocation		Average Power (dBm)	Verdict
				RB Size	RB Offset		
Normal	QPSK	5MHz	Low range	1	0	23.87	Pass
					max	23.91	Pass
				Partial	0	23.88	Pass
					max	23.94	Pass
			Mid range	1	0	23.86	Pass
					max	23.90	Pass
				Partial	0	23.85	Pass
					max	23.92	Pass
			High range	1	0	23.88	Pass
					max	23.85	Pass
				Partial	0	23.85	Pass
					max	23.86	Pass

**Channel Bandwidth=Highest (20 MHz)**

Channel Bandwidth=Highest (20 MHz)							
Condition	Modulation	Channel Bandwidth	Channel	RB allocation		Average Power (dBm)	Verdict
				RB Size	RB Offset		
Normal	QPSK	20 MHz	Low range	1	0	23.83	Pass
					max	23.88	Pass
				Partial	0	23.81	Pass
					max	23.82	Pass
			Mid range	1	0	23.81	Pass
					max	23.82	Pass
				Partial	0	23.80	Pass
					max	23.82	Pass
			High range	1	0	23.68	Pass
					max	23.70	Pass
				Partial	0	23.83	Pass
					max	23.75	Pass



## 2. Transmitter Minimum Output Power

### Test Result

Note: All the modes had been tested, but only the worst data recorded in the report.

NTNV

**Channel Bandwidth=Lowest (1.4 MHz)**

Channel Bandwidth=Lowest (1.4 MHz)							
Condition	Modulation	Channel Bandwidth	Channel	RB allocation		Average Power (dBm)	Verdict
				RB Size	RB Offset		
Normal	QPSK	1.4 MHz	Low range	Full	0	-47.94	Pass
			Mid range	Full	0	-50.77	Pass
			High range	Full	0	-50.63	Pass

**Channel Bandwidth= (5 MHz)**

Channel Bandwidth= (5 MHz)							
Condition	Modulation	Channel Bandwidth	Channel	RB allocation		Average Power (dBm)	Verdict
				RB Size	RB Offset		
Normal	QPSK	5MHz	Low range	Full	0	-50.88	Pass
			Mid range	Full	0	-50.87	Pass
			High range	Full	0	-50.64	Pass

**Channel Bandwidth=Highest (20 MHz)**

Channel Bandwidth=Highest (20 MHz)							
Condition	Modulation	Channel Bandwidth	Channel	RB allocation		Average Power (dBm)	Verdict
				RB Size	RB Offset		
Normal	QPSK	20 MHz	Low range	Full	0	-50.88	Pass
			Mid range	Full	0	-50.64	Pass
			High range	Full	0	-50.85	Pass

### 3. Transmitter Spectrum Emission Mask

#### Test Result

NTNV

Channel Bandwidth=Lowest (1.4 MHz)

Channel Bandwidth=Lowest (1.4 MHz)							
Condition	Modulation	Channel Bandwidth	Channel	RB allocation		UE output power	Verdict
				RB Size	RB Offset		
Normal	QPSK	1.4 MHz	Low range	Partial	0	PUMAX	Pass
					max	PUMAX	Pass
				Full	0	PUMAX	Pass
			Mid range	Partial	0	PUMAX	Pass
					max	PUMAX	Pass
				Full	0	PUMAX	Pass
			High range	Partial	0	PUMAX	Pass
					max	PUMAX	Pass
				Full	0	PUMAX	Pass
	16QAM		Low range	Partial	0	PUMAX	Pass
					max	PUMAX	Pass
				Full	0	PUMAX	Pass
			Mid range	Partial	0	PUMAX	Pass
					max	PUMAX	Pass
				Full	0	PUMAX	Pass
			High range	Partial	0	PUMAX	Pass
					max	PUMAX	Pass
				Full	0	PUMAX	Pass

Channel Bandwidth= (5 MHz)

Channel Bandwidth= (5 MHz)							
Condition	Modulation	Channel Bandwidth	Channel	RB allocation		UE output power	Verdict
				RB Size	RB Offset		
Normal	QPSK	5 MHz	Low range	Partial	0	PUMAX	Pass
					max	PUMAX	Pass
				Full	0	PUMAX	Pass
			Mid range	Partial	0	PUMAX	Pass
					max	PUMAX	Pass
				Full	0	PUMAX	Pass
			High range	Partial	0	PUMAX	Pass
					max	PUMAX	Pass
	16QAM		Low range	Partial	0	PUMAX	Pass



Attestation of Global Compliance

Attestation of Global Compliance(Shenzhen)Co.,Ltd.

Add: 2/F., Building 2, Sanwei Chaxi Industrial Park, Sanwei Community,  
Hangcheng Street, Bao'an District, Shenzhen, Guangdong, China

Tel: +86-755 2523 4088

E-mail: agc@agc-cert.com

Service Hotline: 400 089 2118



					max	PUMAX	Pass
				Full	0	PUMAX	Pass
			Mid range	Partial	0	PUMAX	Pass
					max	PUMAX	Pass
				Full	0	PUMAX	Pass
			High range	Partial	0	PUMAX	Pass
					max	PUMAX	Pass
				Full	0	PUMAX	Pass

### Channel Bandwidth= (10 MHz)

Channel Bandwidth= (10 MHz)							
Condition	Modulation	Channel Bandwidth	Channel	RB allocation		UE output power	Verdict
				RB Size	RB Offset		
Normal	QPSK	10 MHz	Low range	Partial	0	PUMAX	Pass
					max	PUMAX	Pass
				Full	0	PUMAX	Pass
			Mid range	Partial	0	PUMAX	Pass
					max	PUMAX	Pass
				Full	0	PUMAX	Pass
			High range	Partial	0	PUMAX	Pass
					max	PUMAX	Pass
				Full	0	PUMAX	Pass
	16QAM		Low range	Partial	0	PUMAX	Pass
					max	PUMAX	Pass
				Full	0	PUMAX	Pass
			Mid range	Partial	0	PUMAX	Pass
					max	PUMAX	Pass
				Full	0	PUMAX	Pass
			High range	Partial	0	PUMAX	Pass
					max	PUMAX	Pass
				Full	0	PUMAX	Pass

### Channel Bandwidth=Highest (20 MHz)

Channel Bandwidth=Highest (20 MHz)							
Condition	Modulation	Channel Bandwidth	Channel	RB allocation		UE output power	Verdict
				RB Size	RB Offset		
Normal	QPSK	20 MHz	Low range	Partial	0	PUMAX	Pass
					max	PUMAX	Pass
				Full	0	PUMAX	Pass
			Mid range	Partial	0	PUMAX	Pass
					max	PUMAX	Pass

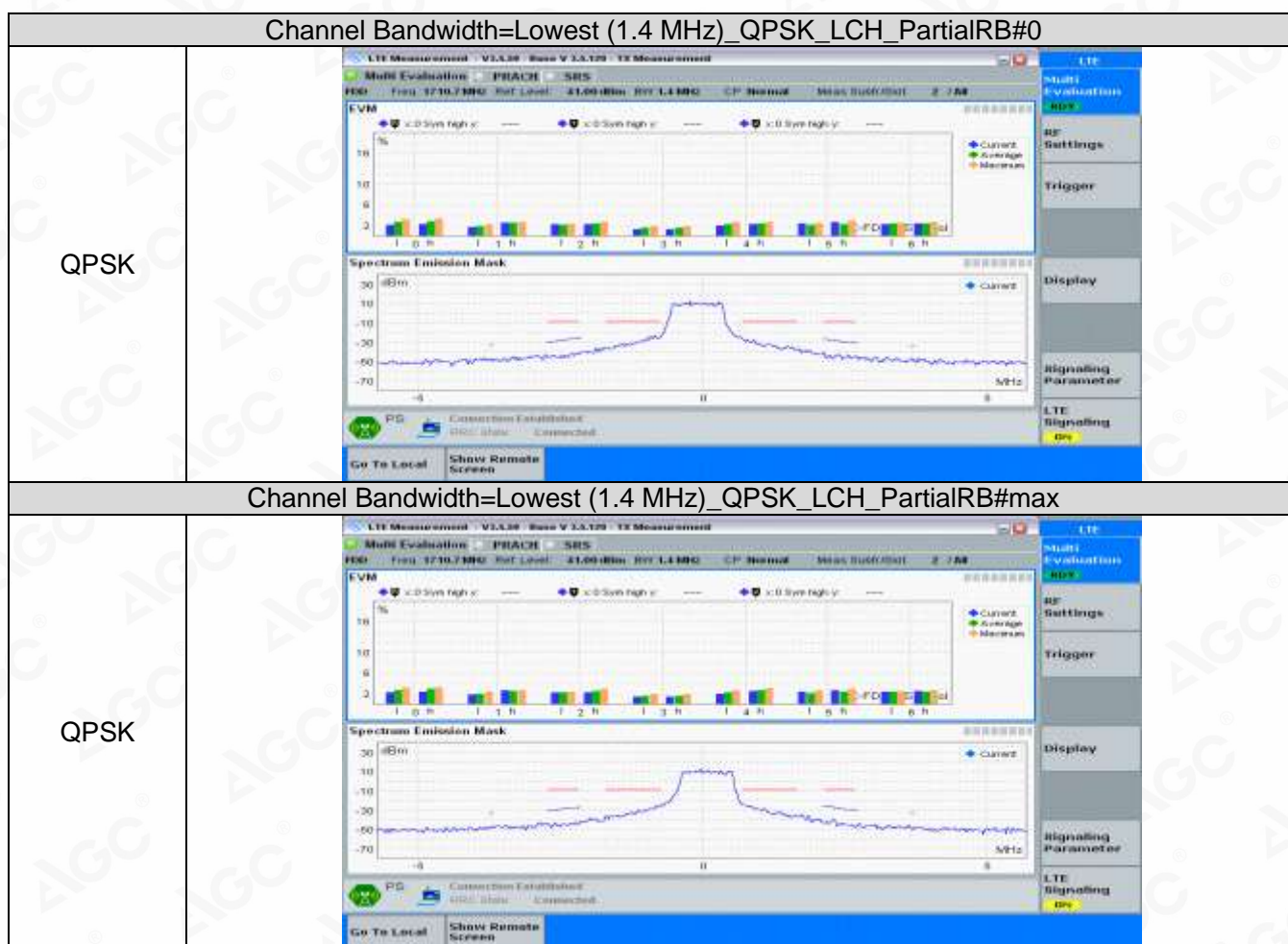




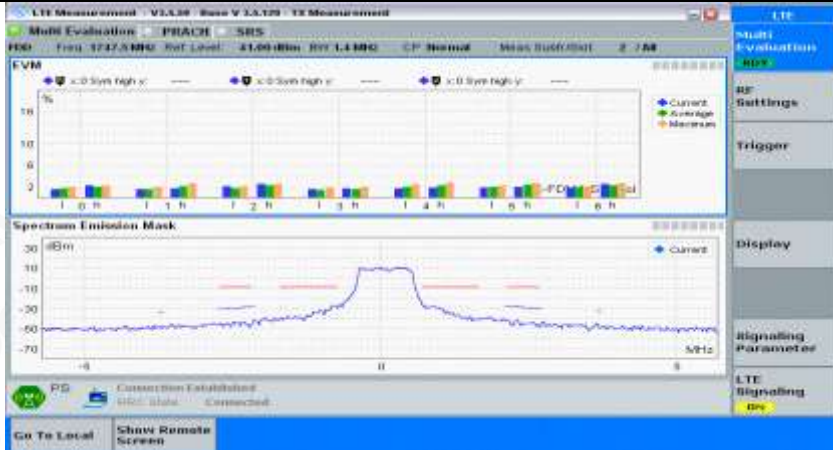
		High range	Full	0	PUMAX	Pass
			Partial	0	PUMAX	Pass
				max	PUMAX	Pass
	16QAM	Low range	Full	0	PUMAX	Pass
			Partial	0	PUMAX	Pass
				max	PUMAX	Pass
		Mid range	Full	0	PUMAX	Pass
			Partial	0	PUMAX	Pass
				max	PUMAX	Pass
		High range	Full	0	PUMAX	Pass
			Partial	0	PUMAX	Pass
				max	PUMAX	Pass
			Full	0	PUMAX	Pass

## Test Graphs

NTNV

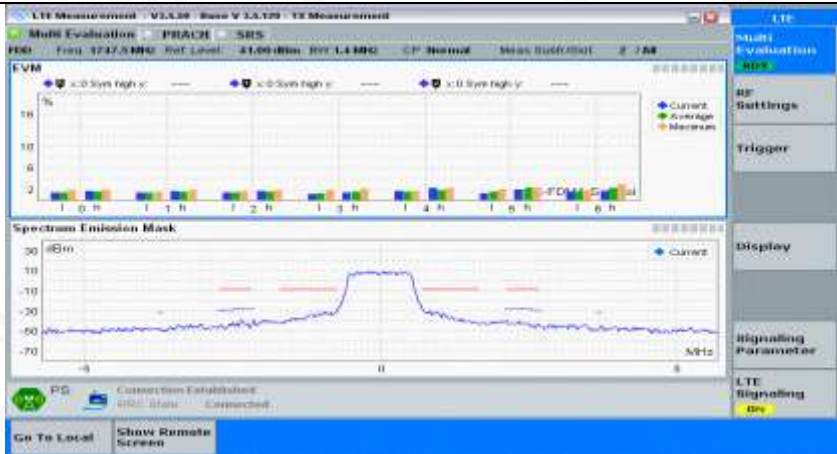
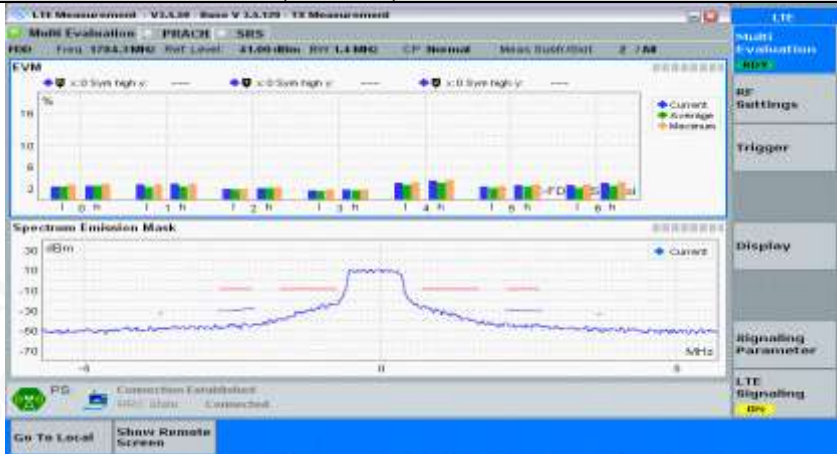
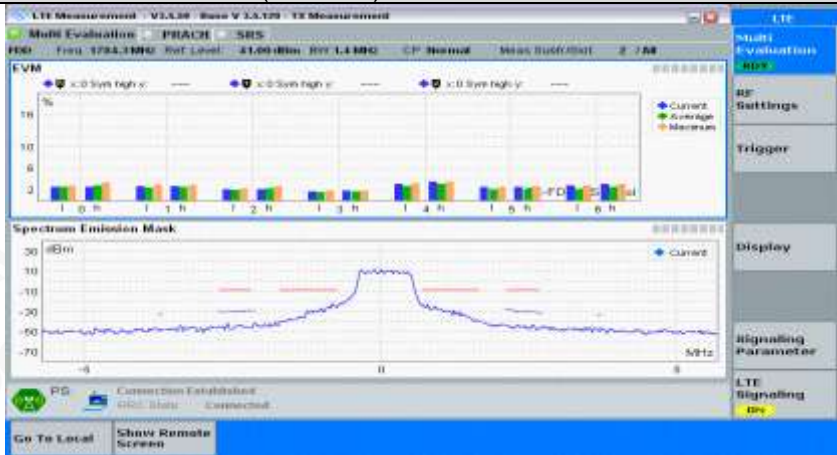
Channel Bandwidth=Lowest (1.4 MHz)



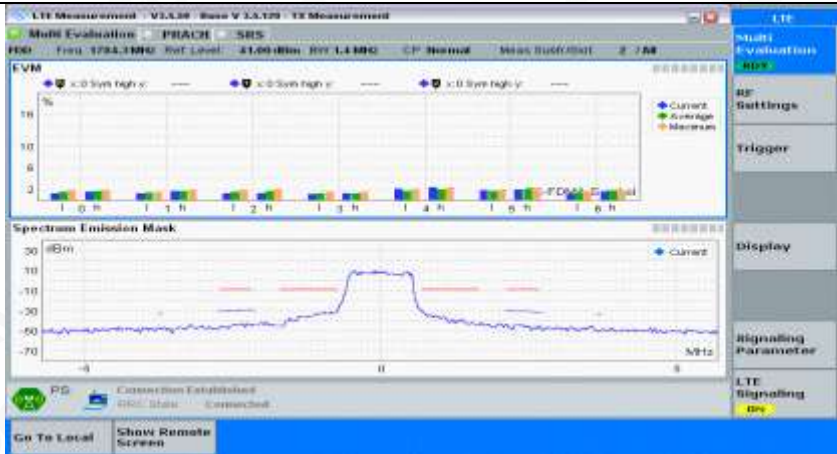
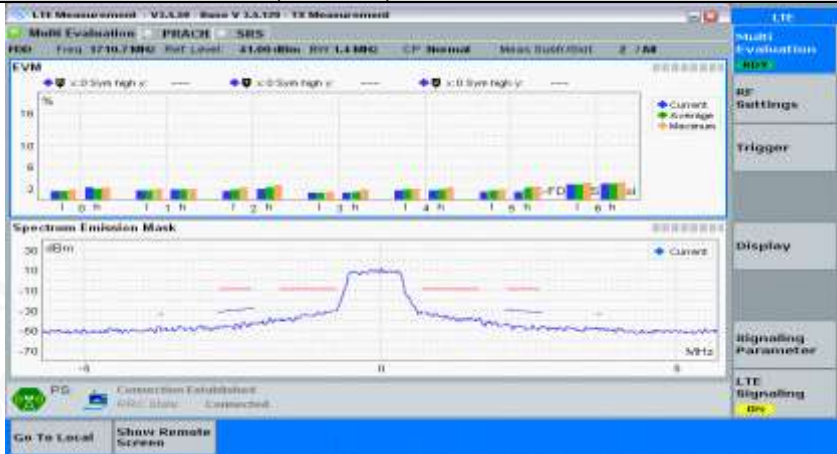
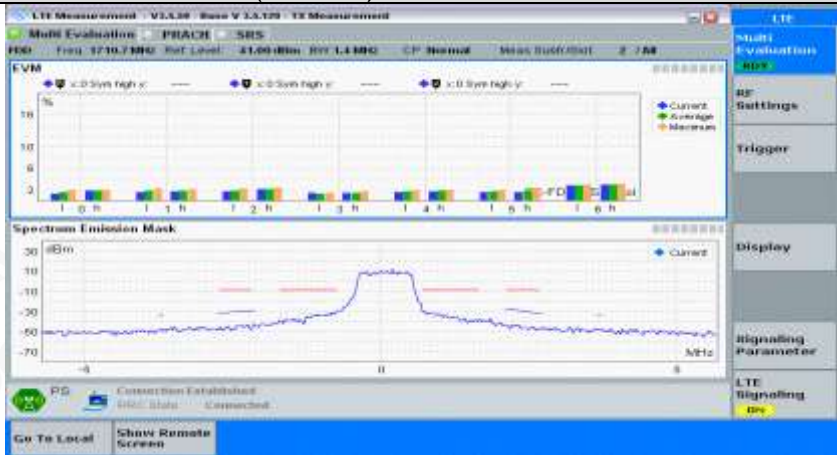
Channel Bandwidth=Lowest (1.4 MHz)_QPSK_LCH_FullRB#0	
QPSK	
Channel Bandwidth=Lowest (1.4 MHz)_QPSK_MCH_PartialRB#0	
QPSK	
Channel Bandwidth=Lowest (1.4 MHz)_QPSK_MCH_PartialRB#max	
QPSK	
Channel Bandwidth=Lowest (1.4 MHz)_QPSK_MCH_FullRB#0	

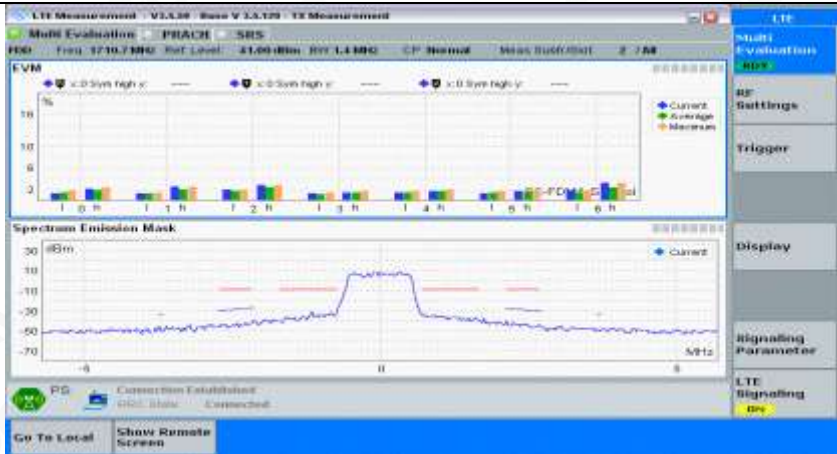
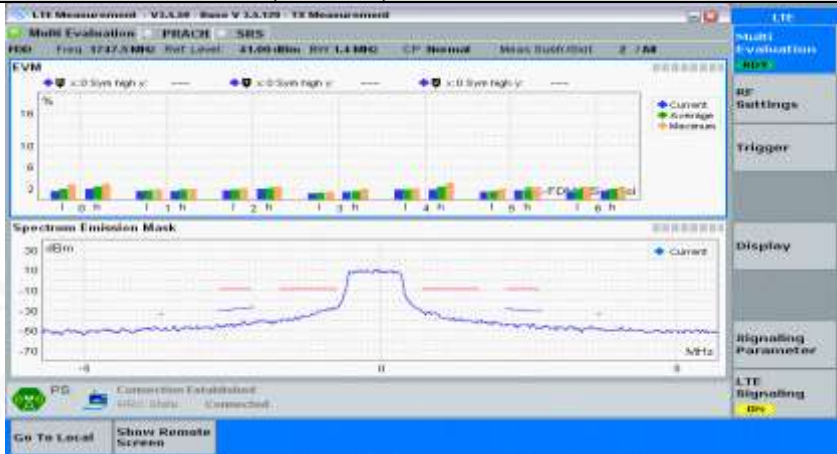
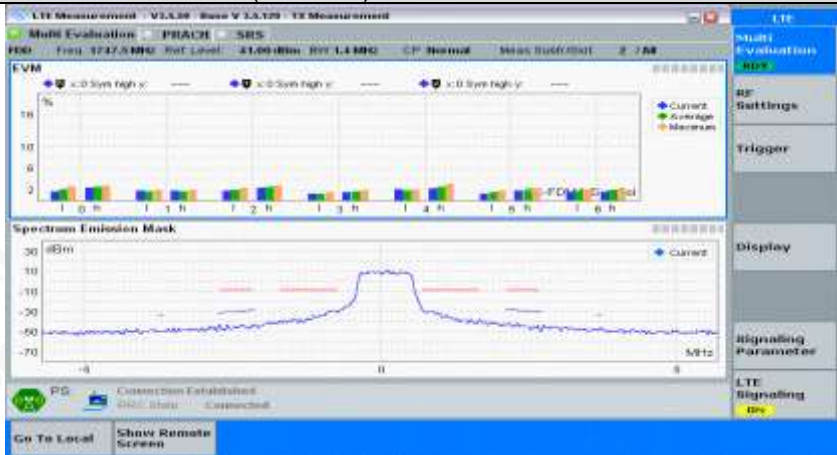




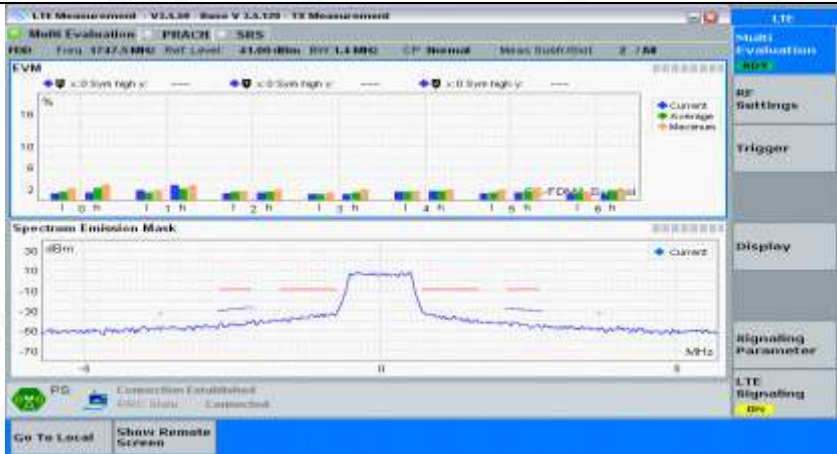
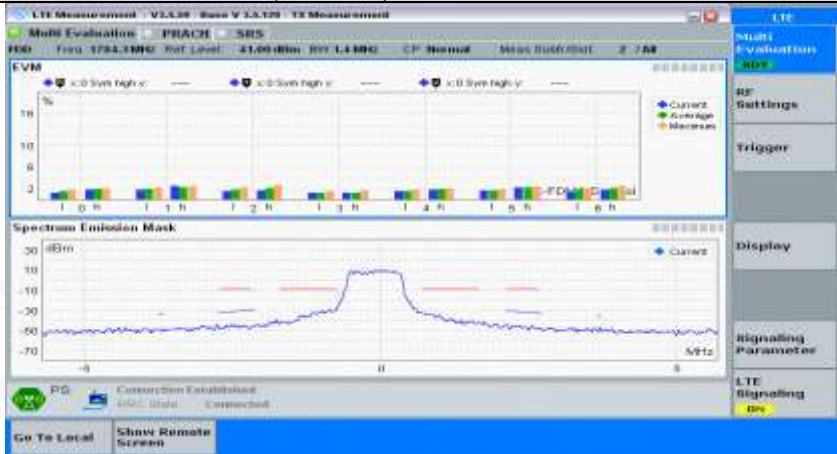
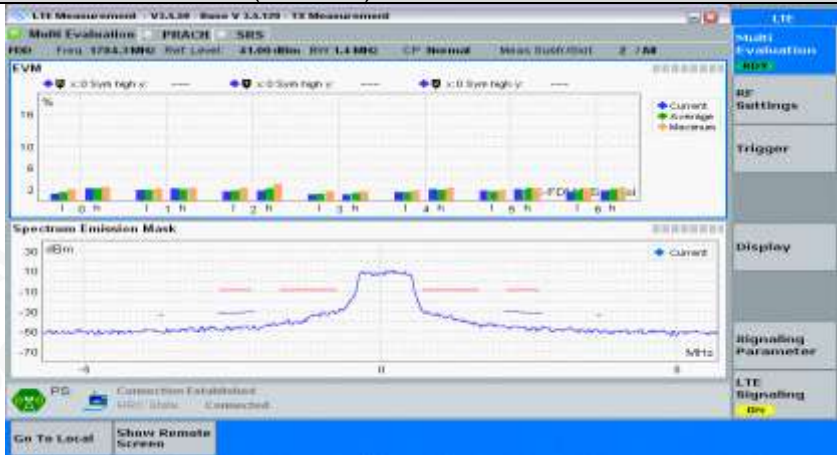
QPSK	
Channel Bandwidth=Lowest (1.4 MHz)_QPSK_HCH_PartialRB#0	
QPSK	
Channel Bandwidth=Lowest (1.4 MHz)_QPSK_HCH_PartialRB#max	
QPSK	
Channel Bandwidth=Lowest (1.4 MHz)_QPSK_HCH_FullRB#0	

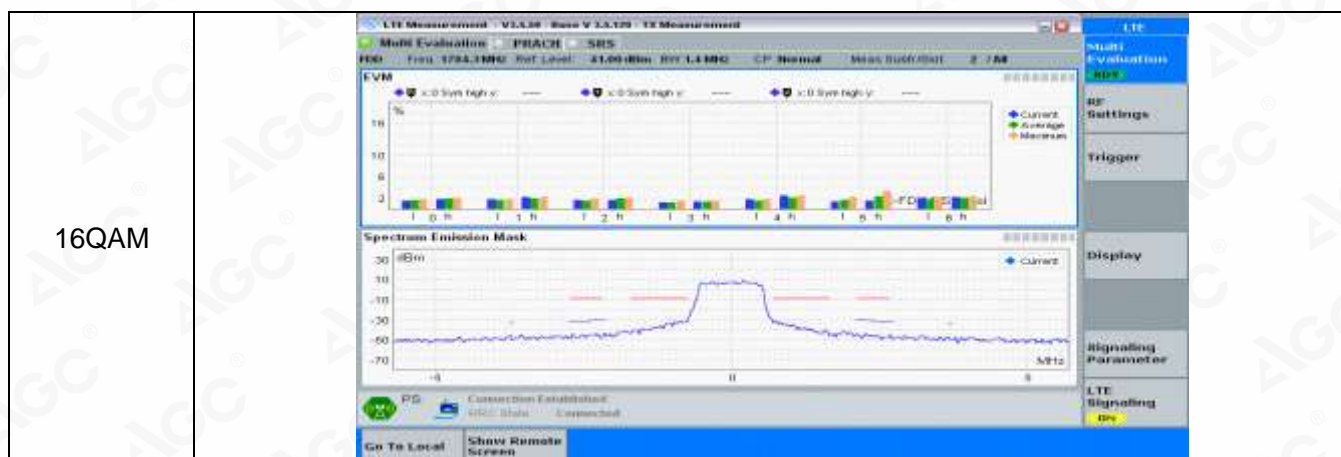


QPSK	
Channel Bandwidth=Lowest (1.4 MHz)_16QAM_LCH_PartialRB#0	
16QAM	
Channel Bandwidth=Lowest (1.4 MHz)_16QAM_LCH_PartialRB#max	
16QAM	
Channel Bandwidth=Lowest (1.4 MHz)_16QAM_LCH_FullRB#0	

16QAM	
Channel Bandwidth=Lowest (1.4 MHz)_16QAM_MCH_PartialRB#0	
16QAM	
Channel Bandwidth=Lowest (1.4 MHz)_16QAM_MCH_PartialRB#max	
16QAM	
Channel Bandwidth=Lowest (1.4 MHz)_16QAM_MCH_FullRB#0	




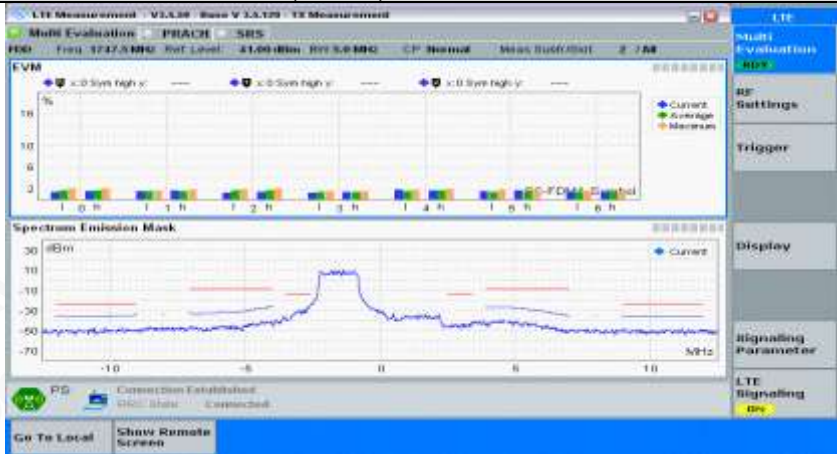
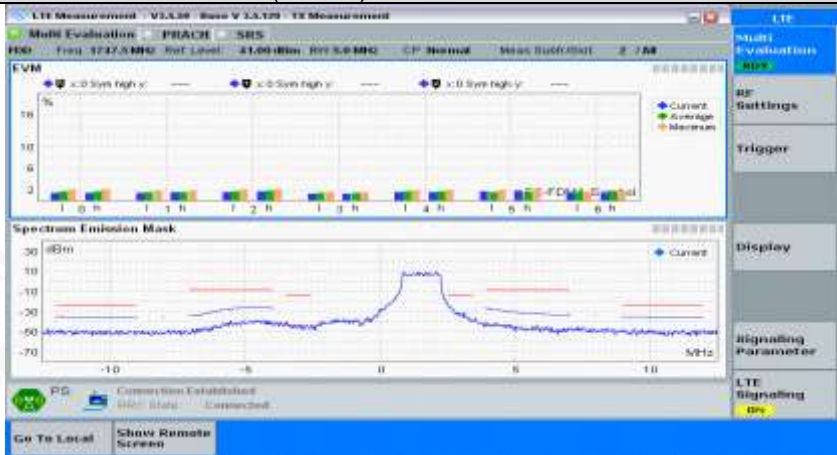
16QAM	
Channel Bandwidth=Lowest (1.4 MHz)_16QAM_HCH_PartialRB#0	
16QAM	
Channel Bandwidth=Lowest (1.4 MHz)_16QAM_HCH_PartialRB#max	
16QAM	
Channel Bandwidth=Lowest (1.4 MHz)_16QAM_HCH_FullRB#0	


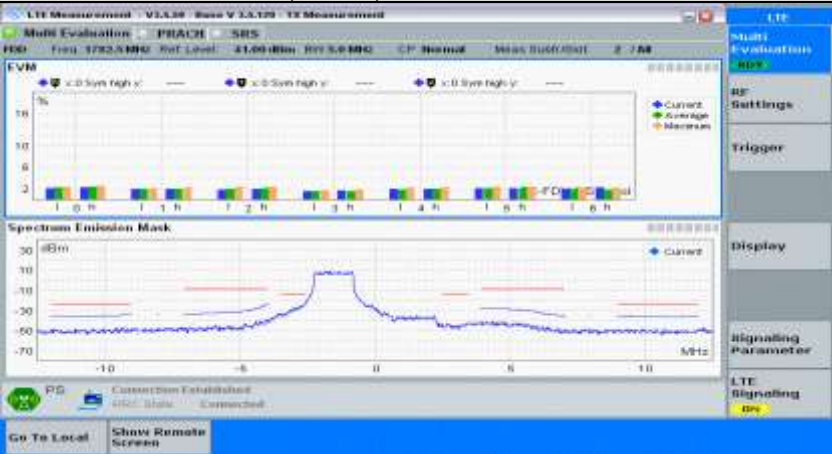
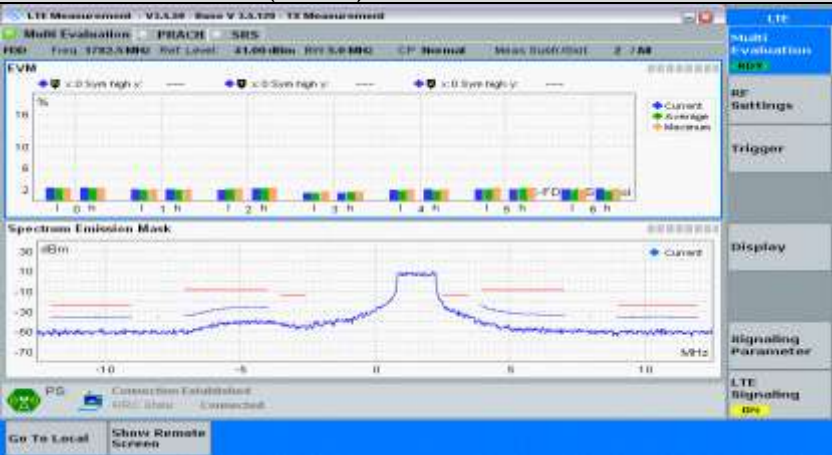


Channel Bandwidth= (5 MHz)

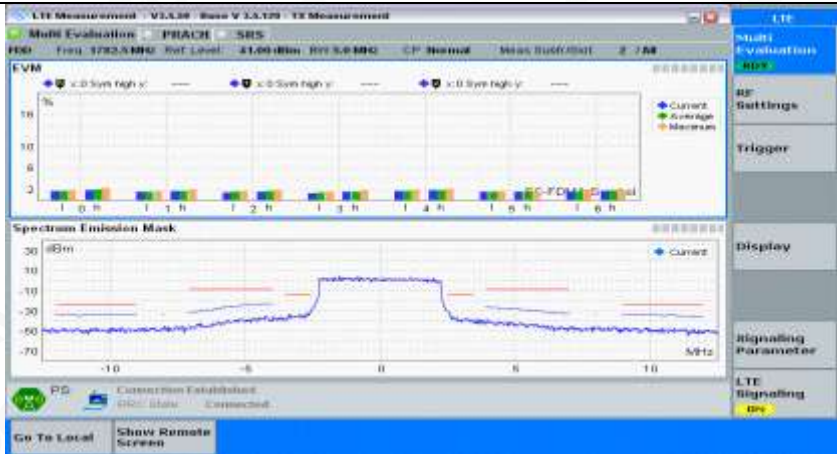
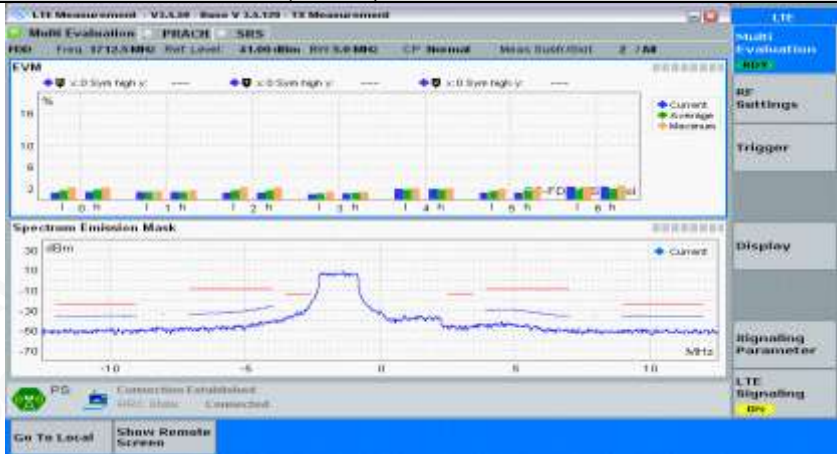
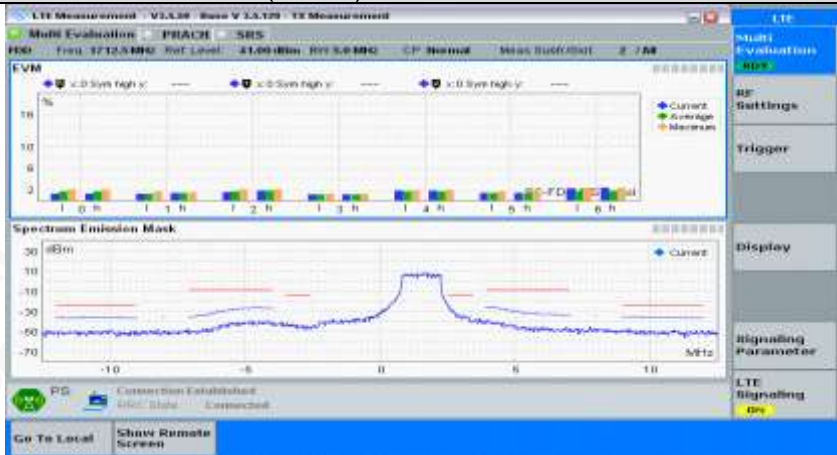


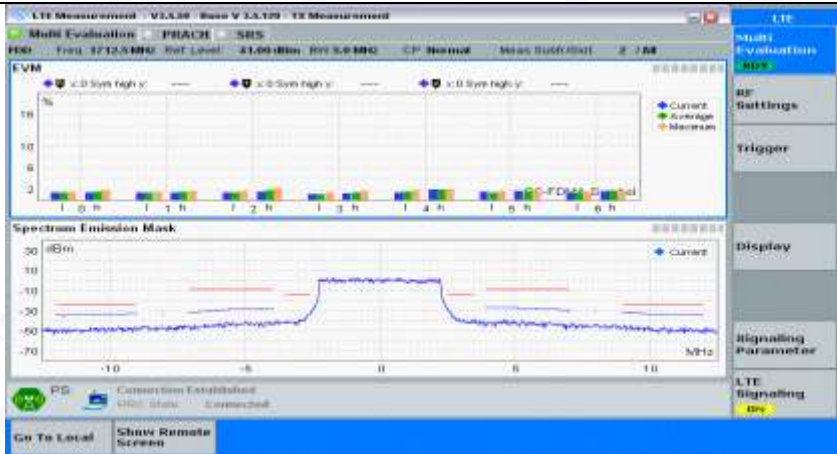

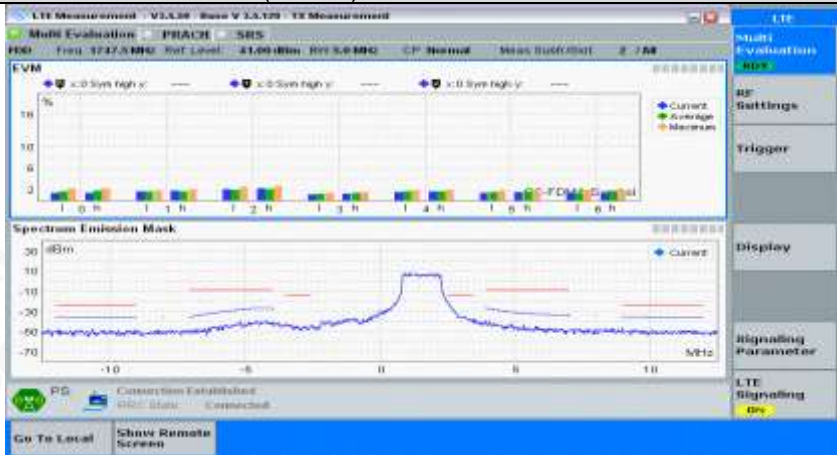


QPSK	
Channel Bandwidth=Lowest (5 MHz)_QPSK_MCH_PartialRB#0	
QPSK	
Channel Bandwidth=Lowest (5 MHz)_QPSK_MCH_PartialRB#max	
QPSK	
Channel Bandwidth=Lowest (5 MHz)_QPSK_MCH_FullRB#0	

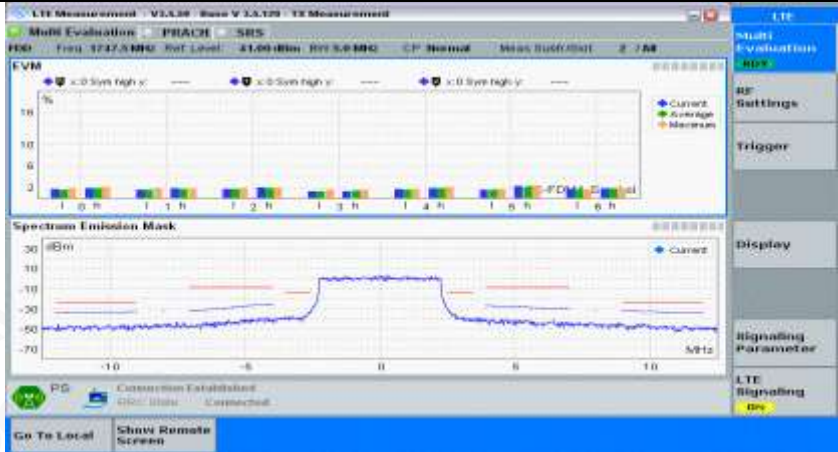
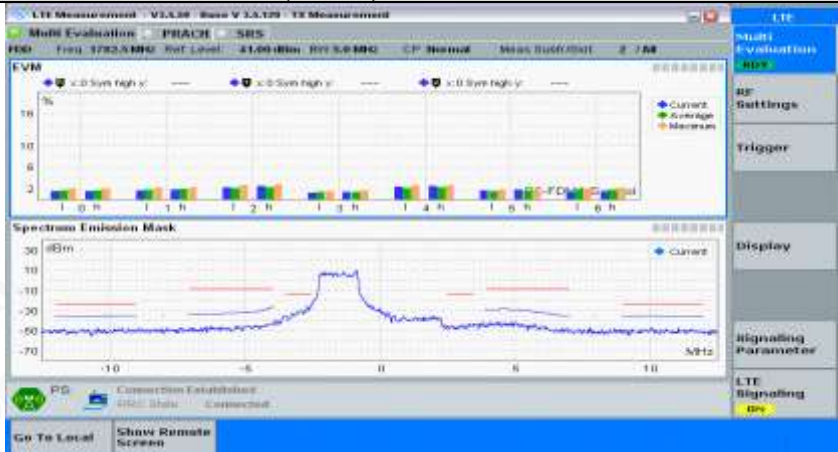
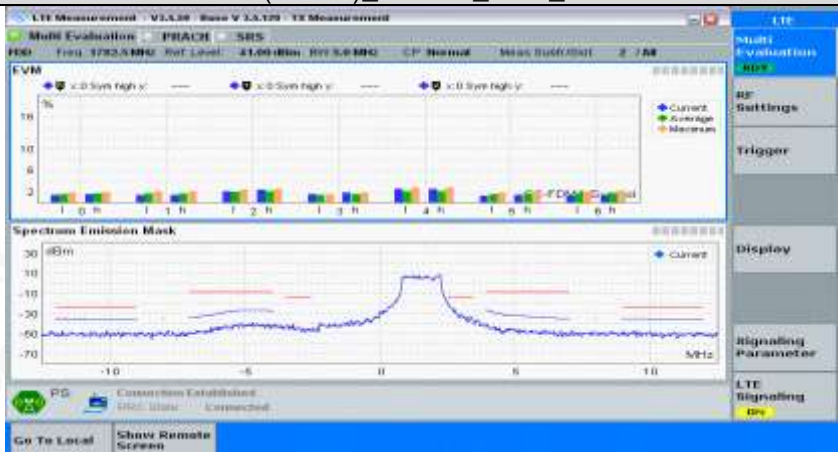
QPSK	
Channel Bandwidth=Lowest (5 MHz)_QPSK_HCH_PartialRB#0	
QPSK	
Channel Bandwidth=Lowest (5 MHz)_QPSK_HCH_PartialRB#max	
QPSK	
Channel Bandwidth=Lowest (5 MHz)_QPSK_HCH_FullRB#0	

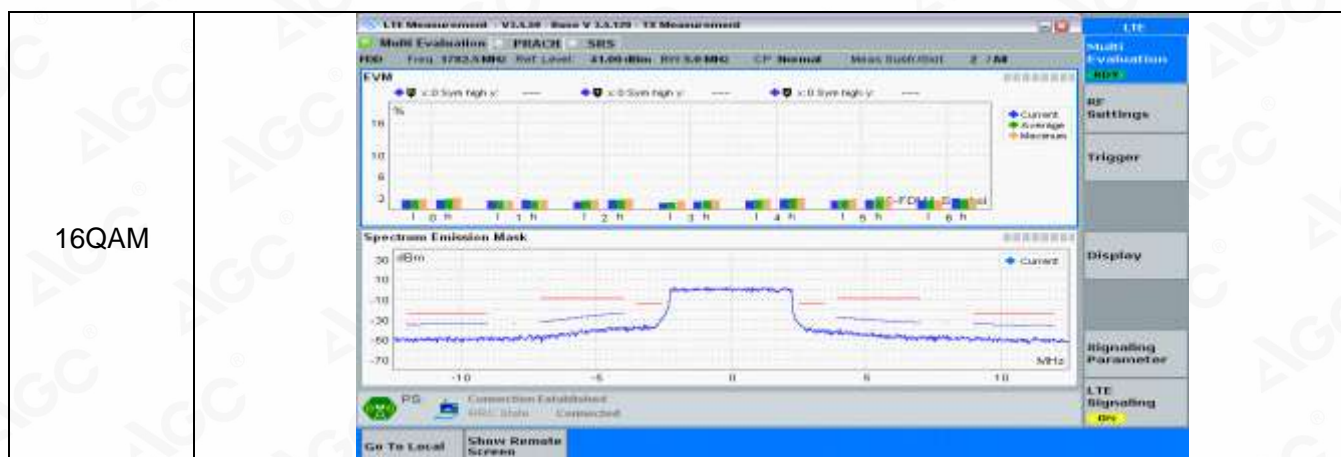


QPSK	 <p>The screenshot shows the LTE Measurement software interface. The top status bar indicates 'LTE Measured: V15.30 Base V 1.1.123 TE Measured'. The main display area shows the 'EVM' (Error Vector Magnitude) plot with a peak value of 18.0% and a 'Spectrum Emission Mask' plot showing a signal centered at 0 MHz. The right sidebar contains buttons for 'Multi Evaluation', 'RF Settings', 'Trigger', 'Display', 'Signaling Parameter', and 'LTE Signaling'. The bottom status bar shows 'Go To Local' and 'Show Remote Screen'.</p>
Channel Bandwidth=Lowest (5 MHz)_16QAM_LCH_PartialRB#0	
16QAM	 <p>The screenshot shows the LTE Measurement software interface. The top status bar indicates 'LTE Measured: V15.30 Base V 1.1.123 TE Measured'. The main display area shows the 'EVM' (Error Vector Magnitude) plot with a peak value of 18.0% and a 'Spectrum Emission Mask' plot showing a signal centered at 0 MHz. The right sidebar contains buttons for 'Multi Evaluation', 'RF Settings', 'Trigger', 'Display', 'Signaling Parameter', and 'LTE Signaling'. The bottom status bar shows 'Go To Local' and 'Show Remote Screen'.</p>
Channel Bandwidth=Lowest (5 MHz)_16QAM_LCH_PartialRB#max	
16QAM	 <p>The screenshot shows the LTE Measurement software interface. The top status bar indicates 'LTE Measured: V15.30 Base V 1.1.123 TE Measured'. The main display area shows the 'EVM' (Error Vector Magnitude) plot with a peak value of 18.0% and a 'Spectrum Emission Mask' plot showing a signal centered at 0 MHz. The right sidebar contains buttons for 'Multi Evaluation', 'RF Settings', 'Trigger', 'Display', 'Signaling Parameter', and 'LTE Signaling'. The bottom status bar shows 'Go To Local' and 'Show Remote Screen'.</p>
Channel Bandwidth=Lowest (5 MHz)_16QAM_LCH_FullRB#0	

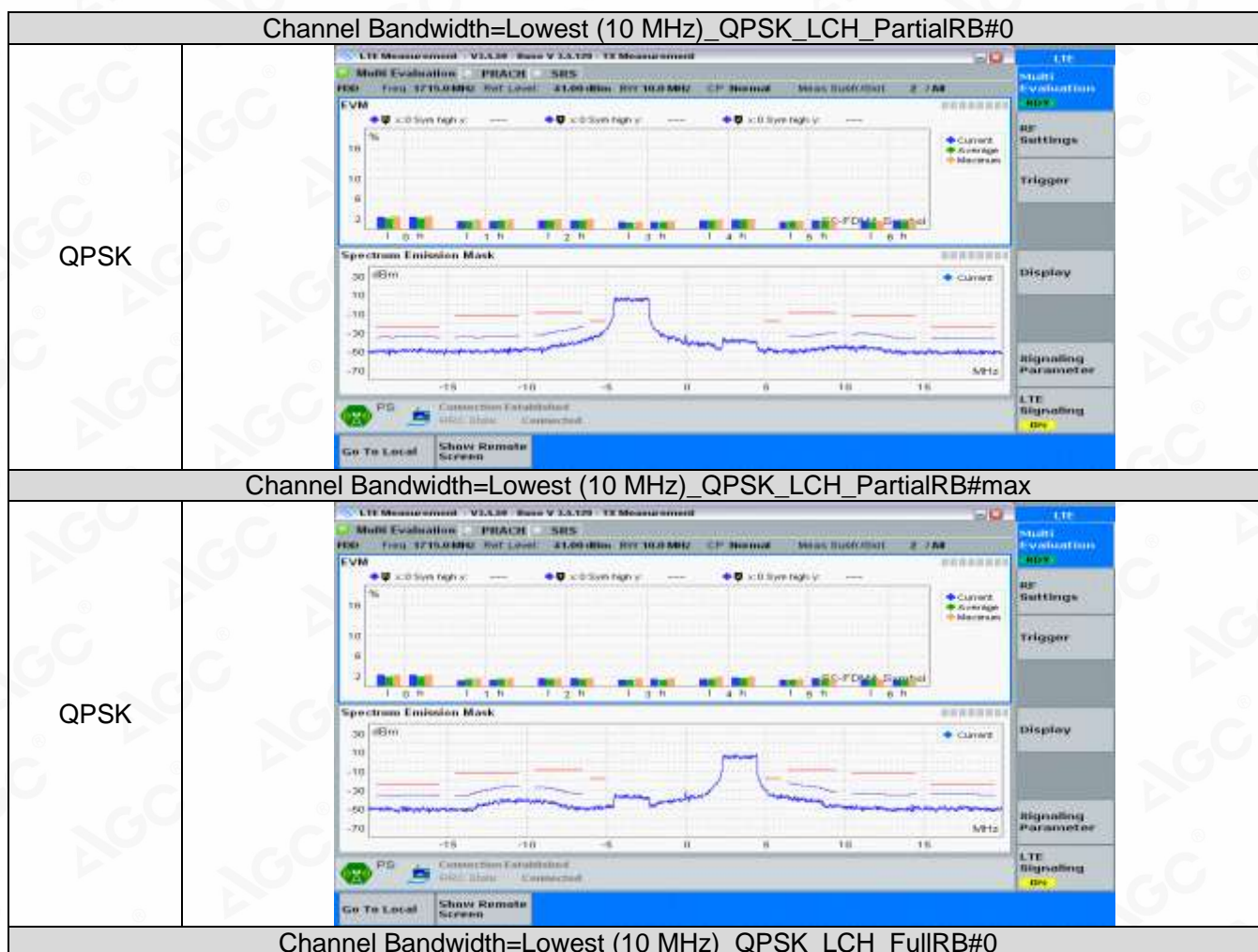
16QAM	
Channel Bandwidth=Lowest (5 MHz)_16QAM_MCH_PartialRB#0	
16QAM	
Channel Bandwidth=Lowest (5 MHz)_16QAM_MCH_PartialRB#max	
16QAM	
Channel Bandwidth=Lowest (5 MHz)_16QAM_MCH_FullRB#0	



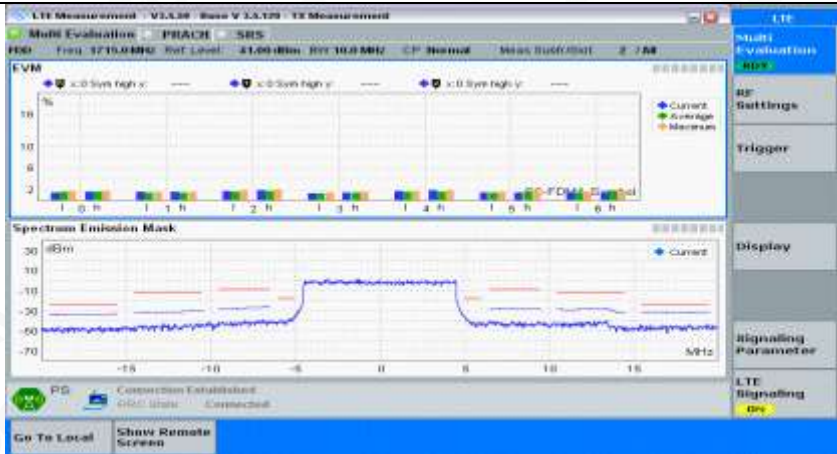
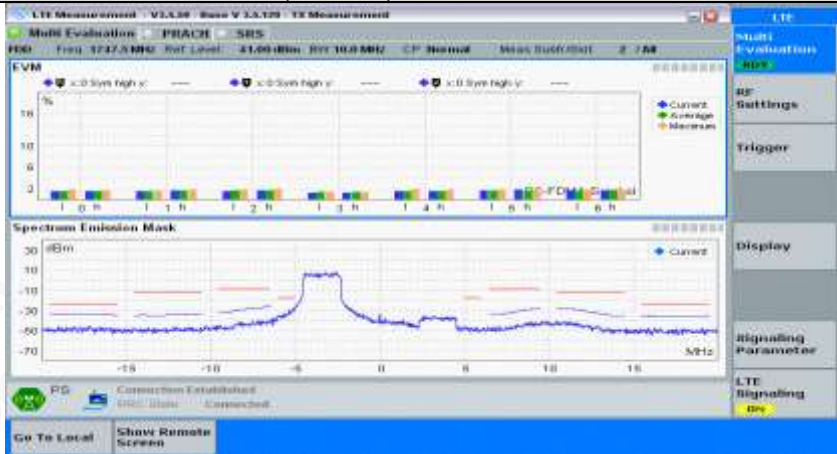
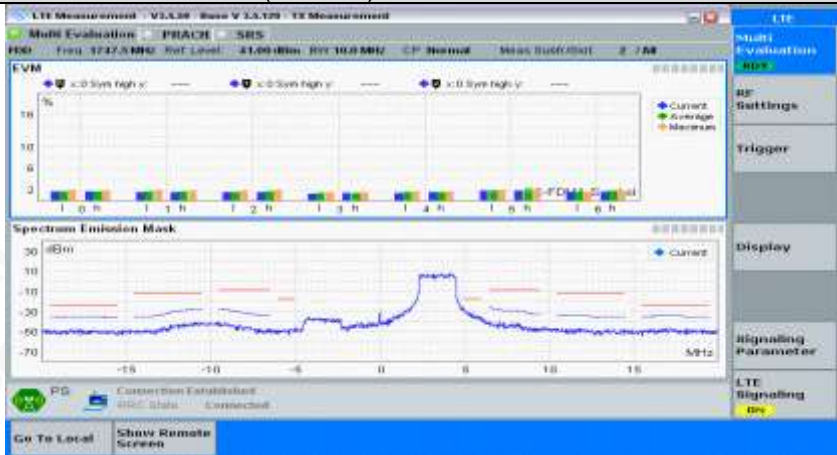
16QAM	
Channel Bandwidth=Lowest (5 MHz)_16QAM_HCH_PartialRB#0	
16QAM	
Channel Bandwidth=Lowest (5 MHz)_16QAM_HCH_PartialRB#max	
16QAM	
Channel Bandwidth=Lowest (5 MHz)_16QAM_HCH_FullRB#0	


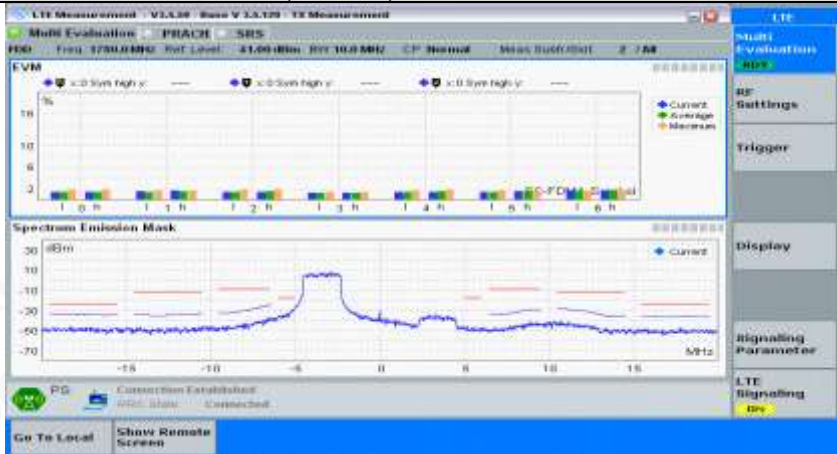
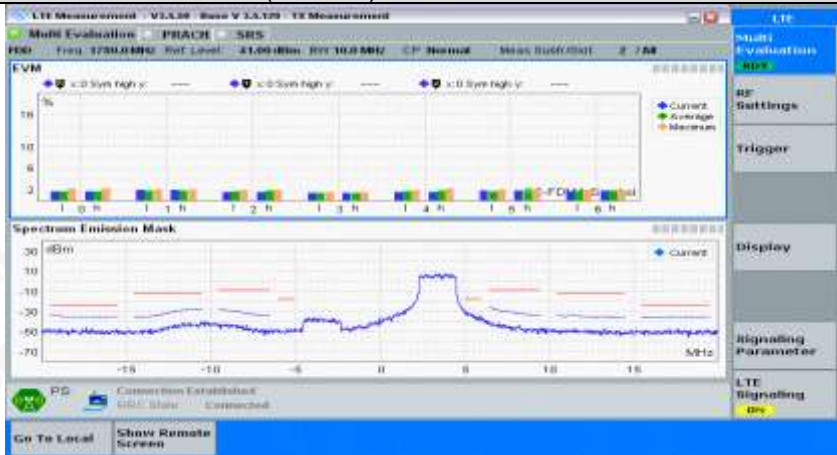


Channel Bandwidth= (10 MHz)

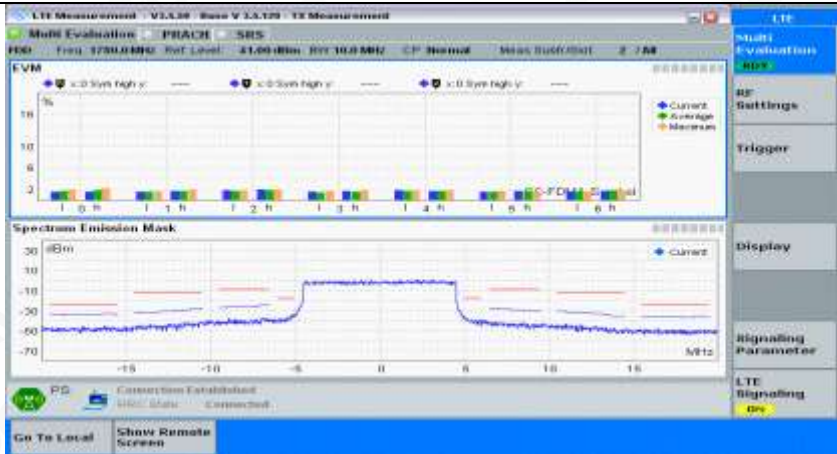
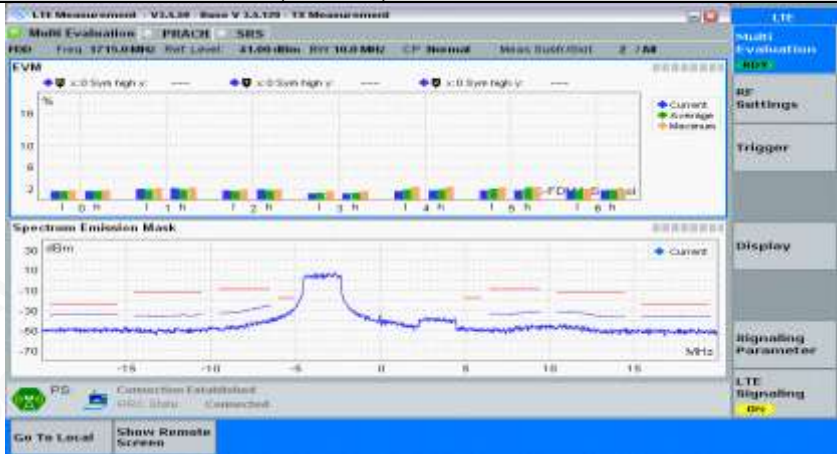
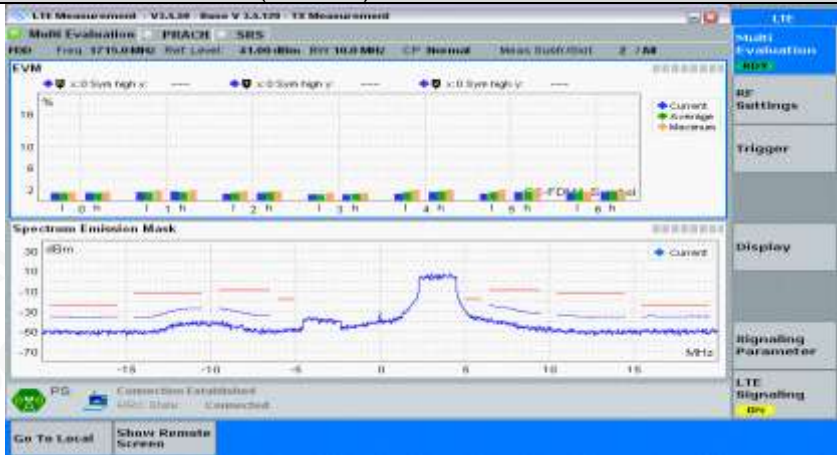



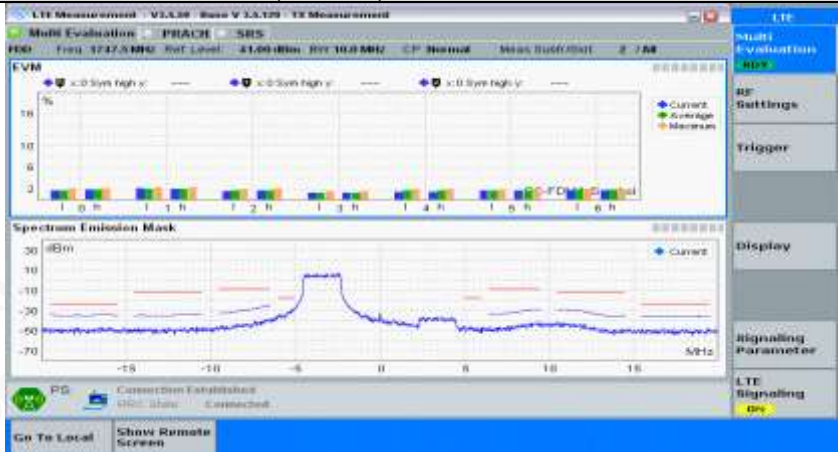
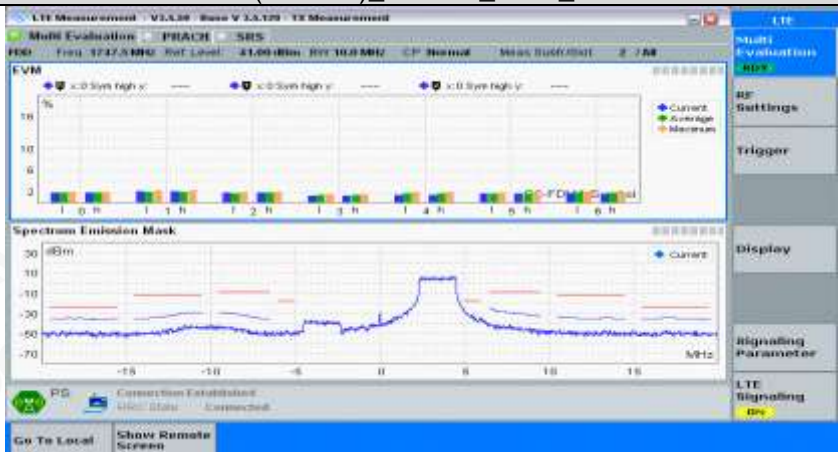


QPSK	
Channel Bandwidth=Lowest (10 MHz)_QPSK_MCH_PartialRB#0	
QPSK	
Channel Bandwidth=Lowest (10 MHz)_QPSK_MCH_PartialRB#max	
QPSK	
Channel Bandwidth=Lowest (10 MHz)_QPSK_MCH_FullRB#0	


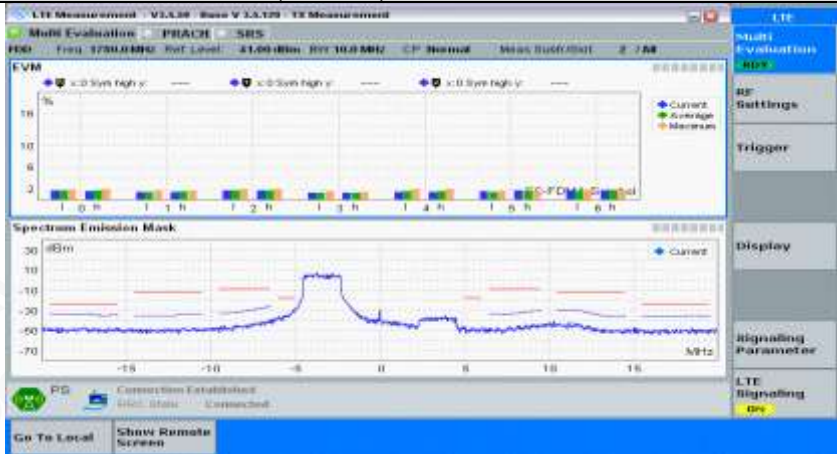
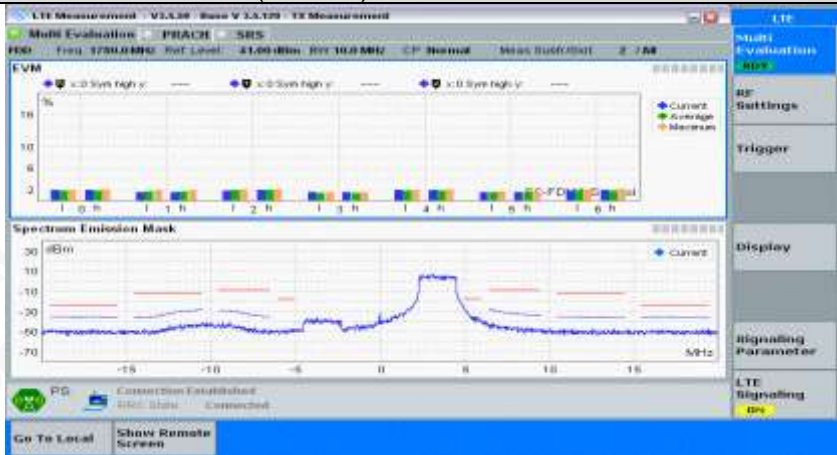
QPSK	
Channel Bandwidth=Lowest (10 MHz)_QPSK_HCH_PartialRB#0	
QPSK	
Channel Bandwidth=Lowest (10 MHz)_QPSK_HCH_PartialRB#max	
QPSK	
Channel Bandwidth=Lowest (10 MHz)_QPSK_HCH_FullRB#0	

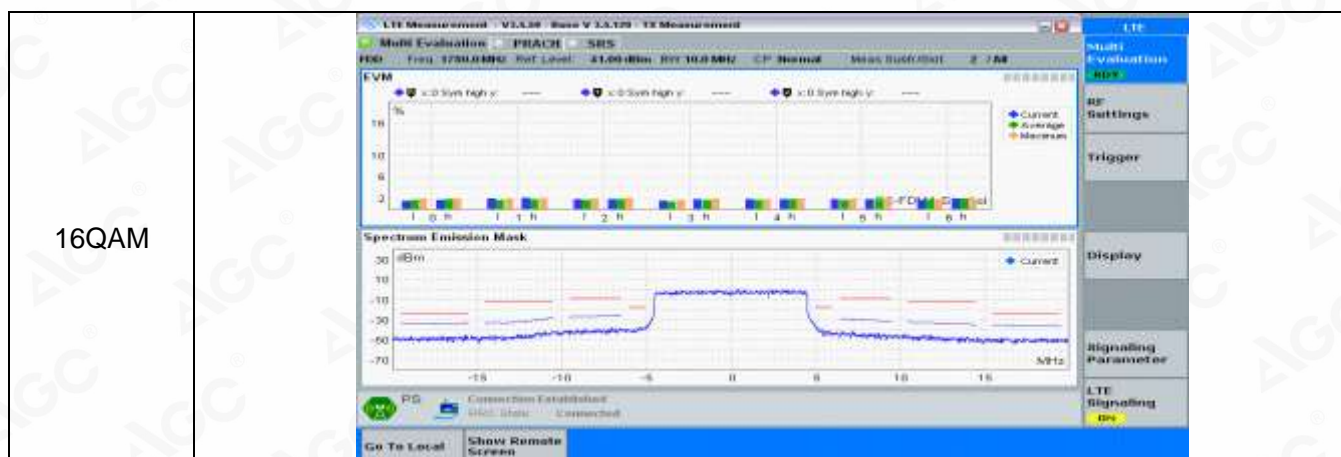


QPSK	
Channel Bandwidth=Lowest (10 MHz)_16QAM_LCH_PartialRB#0	
16QAM	
Channel Bandwidth=Lowest (10 MHz)_16QAM_LCH_PartialRB#max	
16QAM	
Channel Bandwidth=Lowest (10 MHz)_16QAM_LCH_FullRB#0	

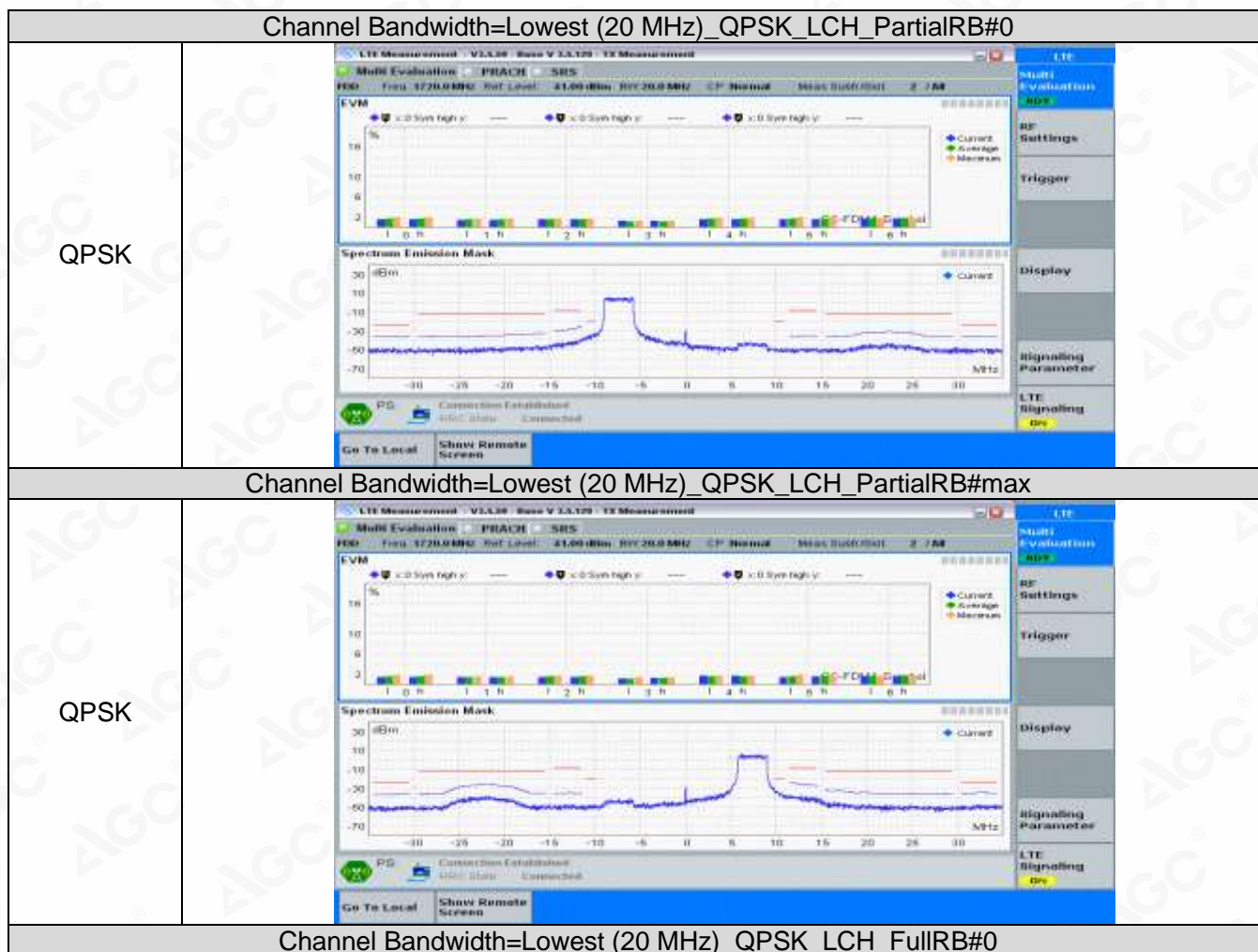
16QAM	
Channel Bandwidth=Lowest (10 MHz)_16QAM_MCH_PartialRB#0	
16QAM	
Channel Bandwidth=Lowest (10 MHz)_16QAM_MCH_PartialRB#max	
16QAM	
Channel Bandwidth=Lowest (10 MHz)_16QAM_MCH_FullRB#0	



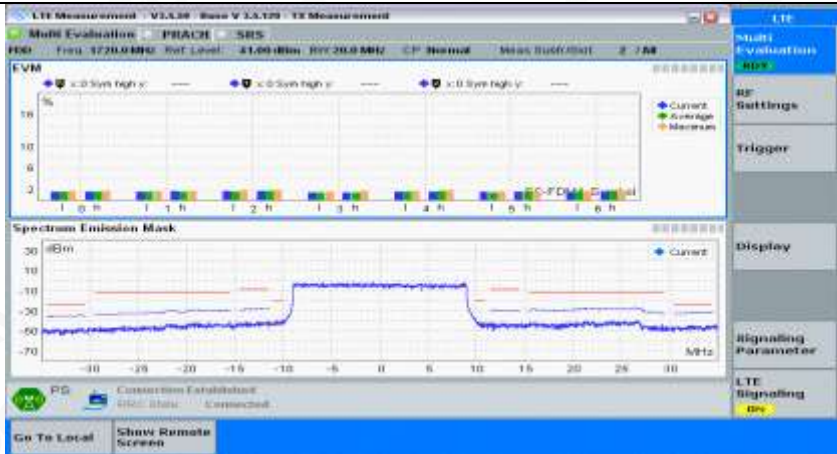
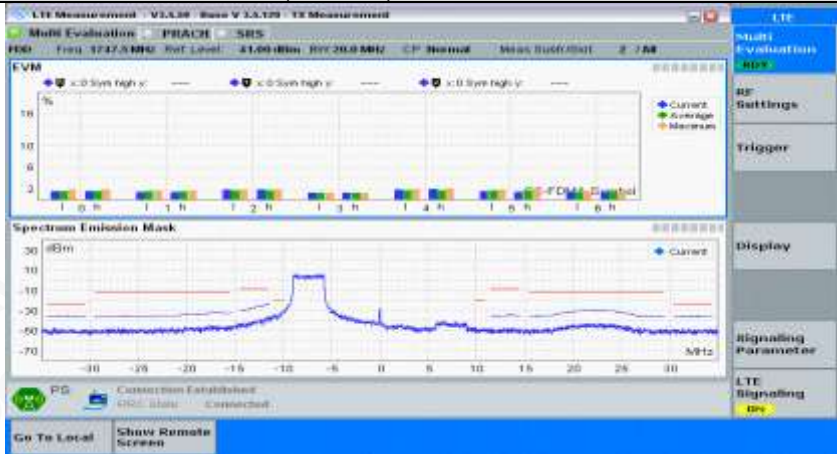
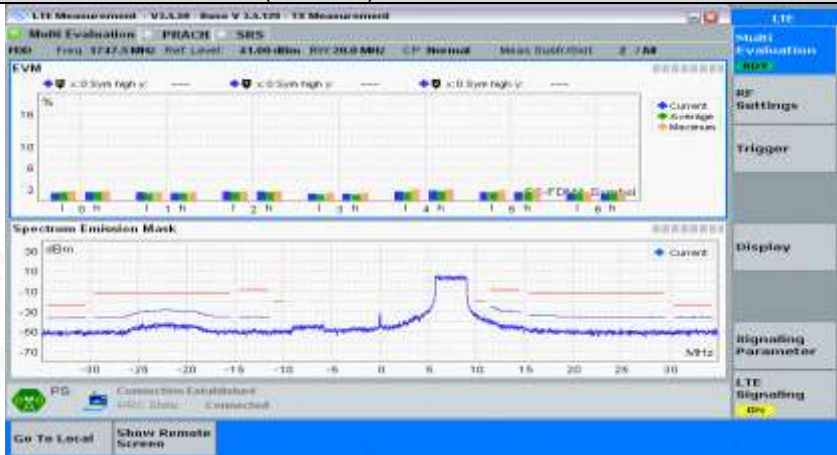
16QAM	
Channel Bandwidth=Lowest (10 MHz)_16QAM_HCH_PartialRB#0	
16QAM	
Channel Bandwidth=Lowest (10 MHz)_16QAM_HCH_PartialRB#max	
16QAM	
Channel Bandwidth=Lowest (10 MHz)_16QAM_HCH_FullRB#0	


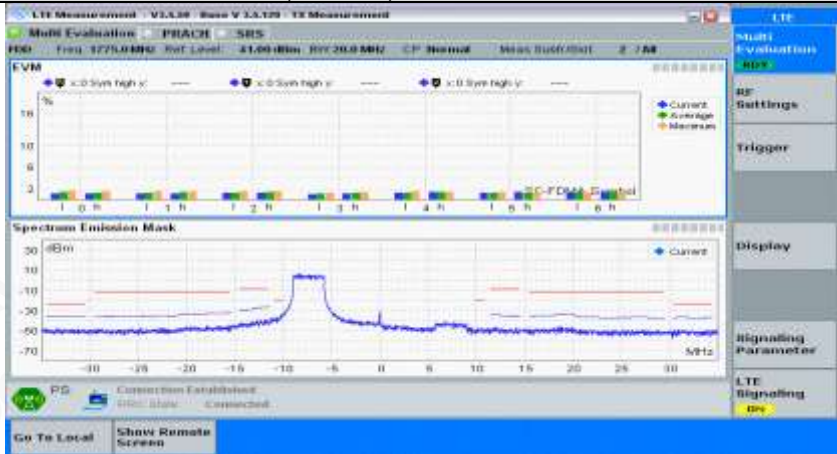
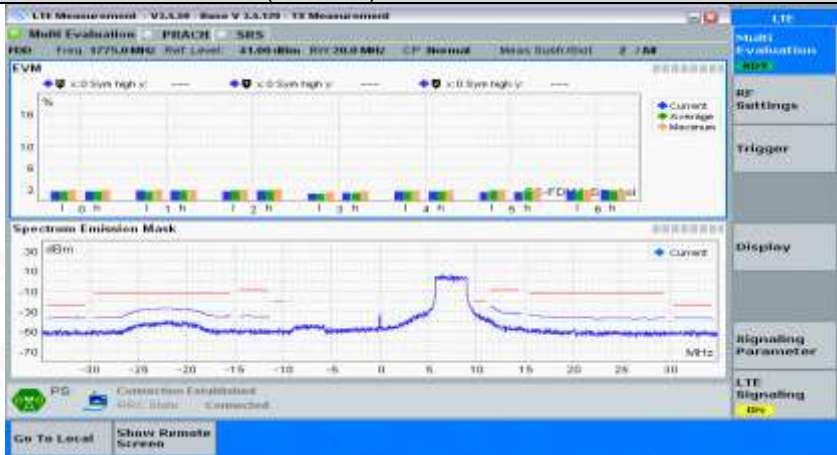


Channel Bandwidth=Highest (20 MHz)

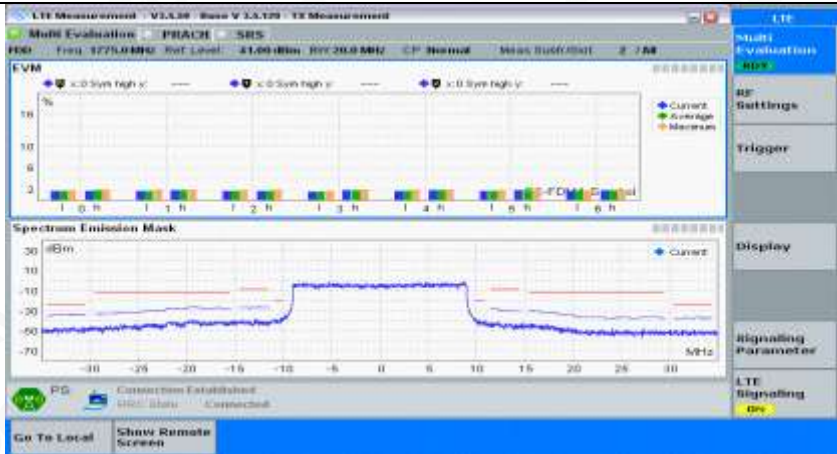
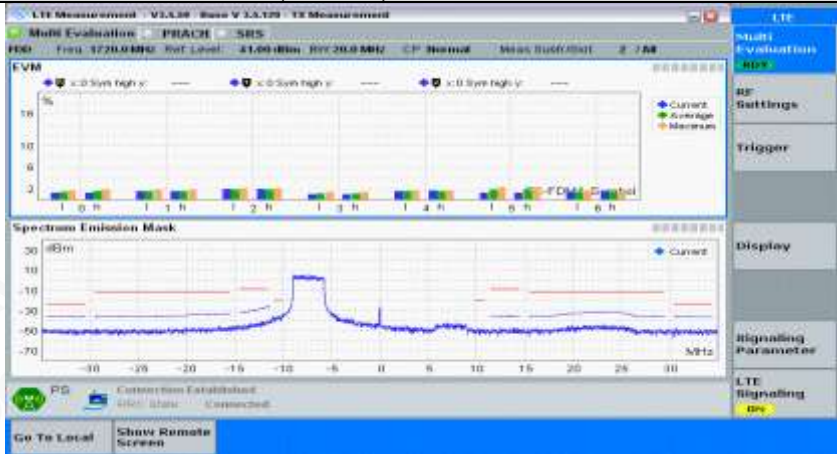
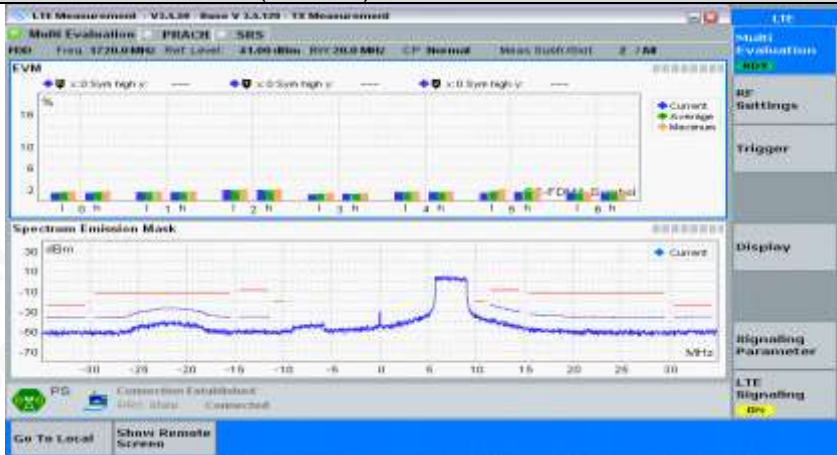



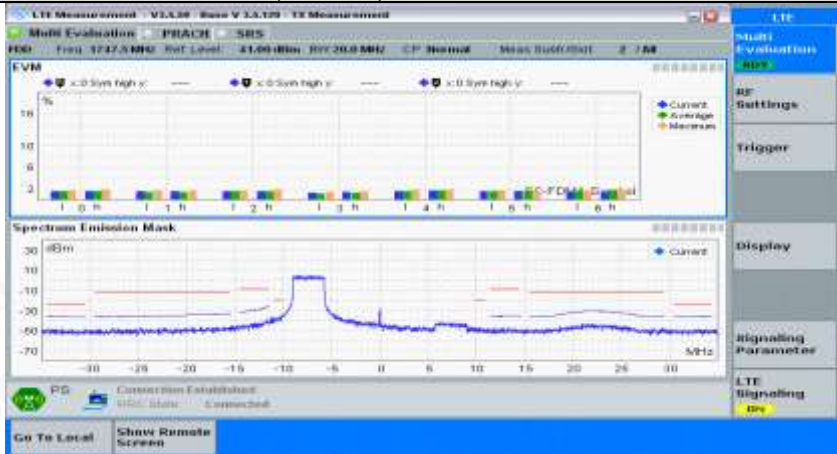
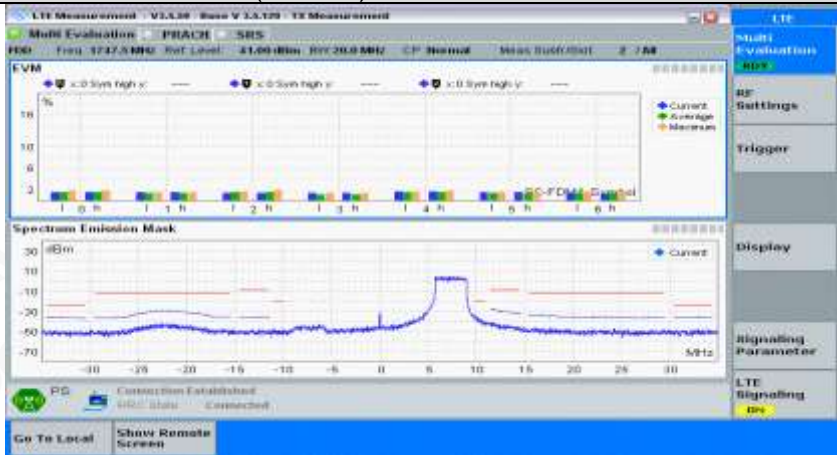


QPSK	
Channel Bandwidth=Lowest (20 MHz)_QPSK_MCH_PartialRB#0	
QPSK	
Channel Bandwidth=Lowest (20 MHz)_QPSK_MCH_PartialRB#max	
QPSK	
Channel Bandwidth=Lowest (20 MHz)_QPSK_MCH_FullRB#0	


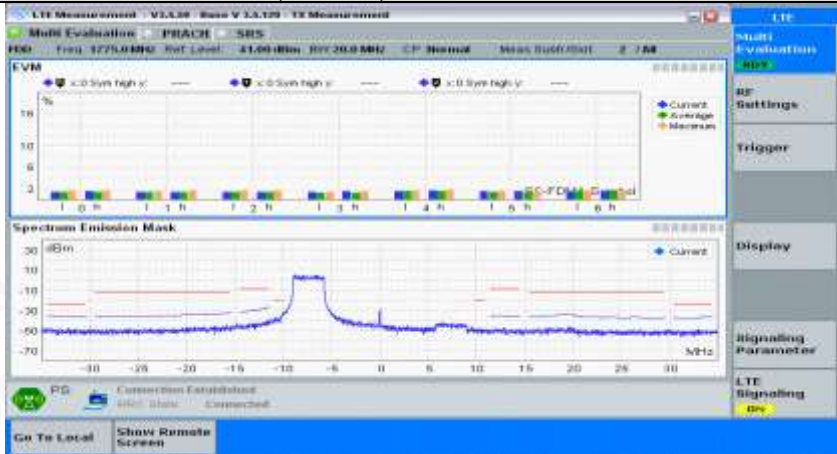
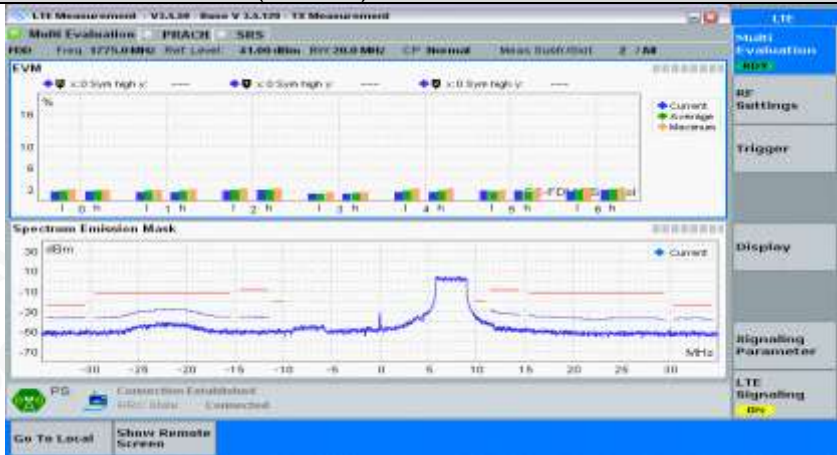
QPSK	
Channel Bandwidth=Lowest (20 MHz)_QPSK_HCH_PartialRB#0	
QPSK	
Channel Bandwidth=Lowest (20 MHz)_QPSK_HCH_PartialRB#max	
QPSK	
Channel Bandwidth=Lowest (20 MHz)_QPSK_HCH_FullRB#0	

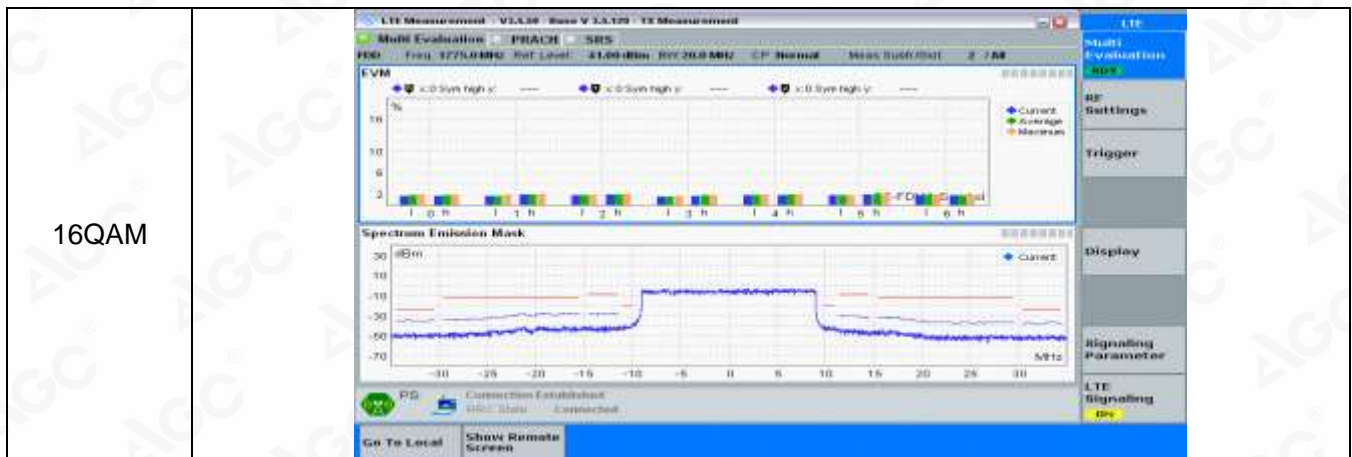


QPSK	
Channel Bandwidth=Lowest (20 MHz)_16QAM_LCH_PartialRB#0	
16QAM	
Channel Bandwidth=Lowest (20 MHz)_16QAM_LCH_PartialRB#max	
16QAM	
Channel Bandwidth=Lowest (20 MHz)_16QAM_LCH_FullRB#0	

16QAM	
Channel Bandwidth=Lowest (20 MHz)_16QAM_MCH_PartialRB#0	
16QAM	
Channel Bandwidth=Lowest (20 MHz)_16QAM_MCH_PartialRB#max	
16QAM	
Channel Bandwidth=Lowest (20 MHz)_16QAM_MCH_FullRB#0	



16QAM	
Channel Bandwidth=Lowest (20 MHz)_16QAM_HCH_PartialRB#0	
16QAM	
Channel Bandwidth=Lowest (20 MHz)_16QAM_HCH_PartialRB#max	
16QAM	
Channel Bandwidth=Lowest (20 MHz)_16QAM_HCH_FullRB#0	



#### 4. Transmitter Adjacent Channel Leakage Power Ratio(ACLR)

##### Test Result

Note: All the modes had been tested, but only the worst data recorded in the report.

NTNV

**Channel Bandwidth=Lowest (1.4 MHz)**

Channel Bandwidth=Lowest (1.4 MHz)							
Condition	Modulation	Channel Bandwidth	Channel	RB allocation		UE output power	Verdict
				RB Size	RB Offset		
Normal	QPSK	1.4 MHz	Low range	Partial	0	PUMAX	Pass
					max	PUMAX	Pass
				Full	0	PUMAX	Pass
			Mid range	Partial	0	PUMAX	Pass
					max	PUMAX	Pass
				Full	0	PUMAX	Pass
	High range		Partial	0	PUMAX	Pass	
				max	PUMAX	Pass	
			Full	0	PUMAX	Pass	
	16QAM		Low range	Partial	0	PUMAX	Pass
					max	PUMAX	Pass
				Full	0	PUMAX	Pass
			Mid range	Partial	0	PUMAX	Pass
					max	PUMAX	Pass
Full		0		PUMAX	Pass		
High range		Partial	0	PUMAX	Pass		
			max	PUMAX	Pass		
Full	0	PUMAX	Pass				

**Channel Bandwidth= (5 MHz)**

Channel Bandwidth= (5 MHz)							
Condition	Modulation	Channel Bandwidth	Channel	RB allocation		UE output power	Verdict
				RB Size	RB Offset		
Normal	QPSK	5 MHz	Low range	Partial	0	PUMAX	Pass
					max	PUMAX	Pass
				Full	0	PUMAX	Pass
			Mid range	Partial	0	PUMAX	Pass
					max	PUMAX	Pass
				Full	0	PUMAX	Pass
			High range	Partial	0	PUMAX	Pass
					max	PUMAX	Pass



Attestation of Global Compliance

Attestation of Global Compliance(Shenzhen)Co.,Ltd.

Add: 2/F., Building 2, Sanwei Chaxi Industrial Park, Sanwei Community,  
Hangcheng Street, Bao'an District, Shenzhen, Guangdong, China

Tel: +86-755 2523 4088

E-mail: agc@agc-cert.com

Service Hotline: 400 089 2118



	16QAM		Low range	Full	0	PUMAX	Pass
				Partial	0	PUMAX	Pass
					max	PUMAX	Pass
				Full	0	PUMAX	Pass
			Mid range	Partial	0	PUMAX	Pass
					max	PUMAX	Pass
				Full	0	PUMAX	Pass
			High range	Partial	0	PUMAX	Pass
					max	PUMAX	Pass
				Full	0	PUMAX	Pass

### Channel Bandwidth= (10 MHz)

Channel Bandwidth= (10 MHz)							
Condition	Modulation	Channel Bandwidth	Channel	RB allocation		UE output power	Verdict
				RB Size	RB Offset		
Normal	QPSK	10 MHz	Low range	Partial	0	PUMAX	Pass
					max	PUMAX	Pass
				Full	0	PUMAX	Pass
			Mid range	Partial	0	PUMAX	Pass
					max	PUMAX	Pass
				Full	0	PUMAX	Pass
			High range	Partial	0	PUMAX	Pass
					max	PUMAX	Pass
				Full	0	PUMAX	Pass
	16QAM		Low range	Partial	0	PUMAX	Pass
					max	PUMAX	Pass
				Full	0	PUMAX	Pass
			Mid range	Partial	0	PUMAX	Pass
					max	PUMAX	Pass
				Full	0	PUMAX	Pass
			High range	Partial	0	PUMAX	Pass
					max	PUMAX	Pass
				Full	0	PUMAX	Pass

### Channel Bandwidth=Highest (20 MHz)

Channel Bandwidth=Highest (20 MHz)							
Condition	Modulation	Channel Bandwidth	Channel	RB allocation		UE output power	Verdict
				RB Size	RB Offset		
Normal	QPSK	20 MHz	Low range	Partial	0	PUMAX	Pass
					max	PUMAX	Pass
				Full	0	PUMAX	Pass

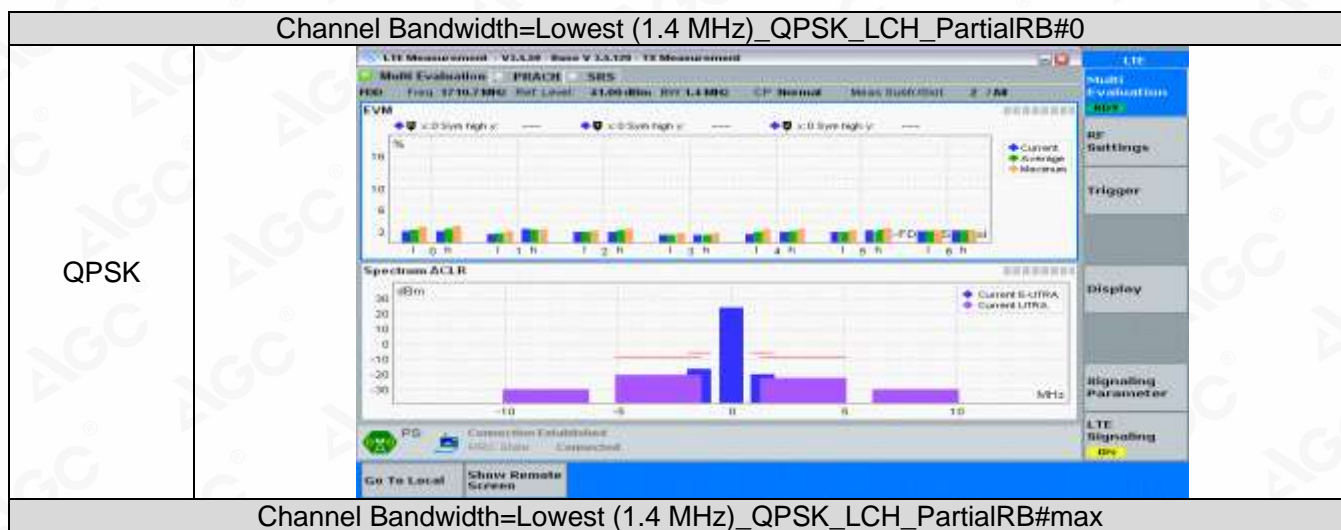


			Mid range	Partial	0	PUMAX	Pass
					max	PUMAX	Pass
				Full	0	PUMAX	Pass
			High range	Partial	0	PUMAX	Pass
					max	PUMAX	Pass
				Full	0	PUMAX	Pass
	16QAM		Low range	Partial	0	PUMAX	Pass
					max	PUMAX	Pass
				Full	0	PUMAX	Pass
			Mid range	Partial	0	PUMAX	Pass
					max	PUMAX	Pass
				Full	0	PUMAX	Pass
High range	Partial	0	PUMAX	Pass			
		max	PUMAX	Pass			
	Full	0	PUMAX	Pass			

## Test Graphs

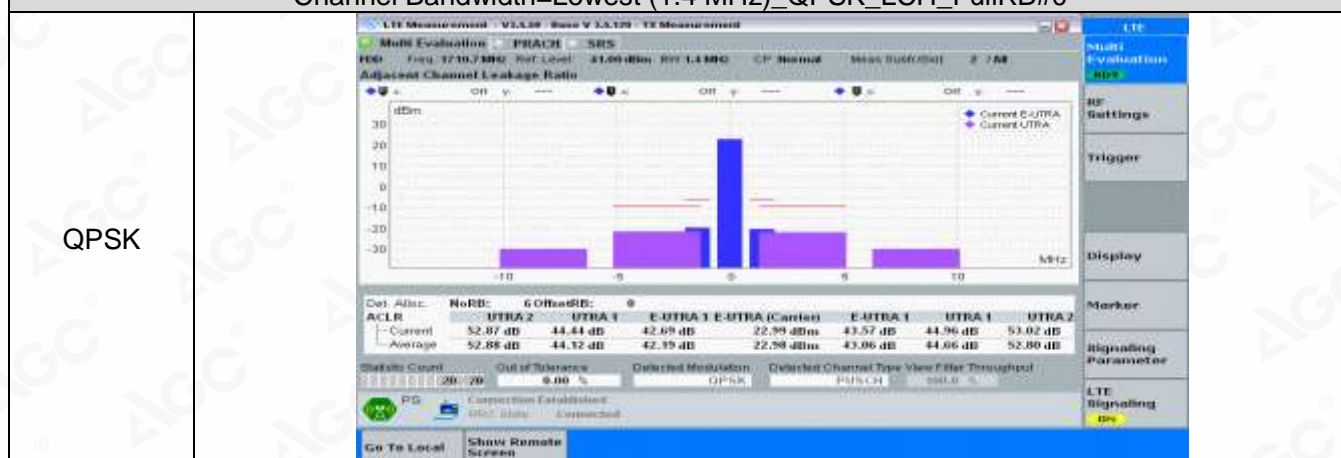
NTNV

Channel Bandwidth=Lowest (1.4 MHz)

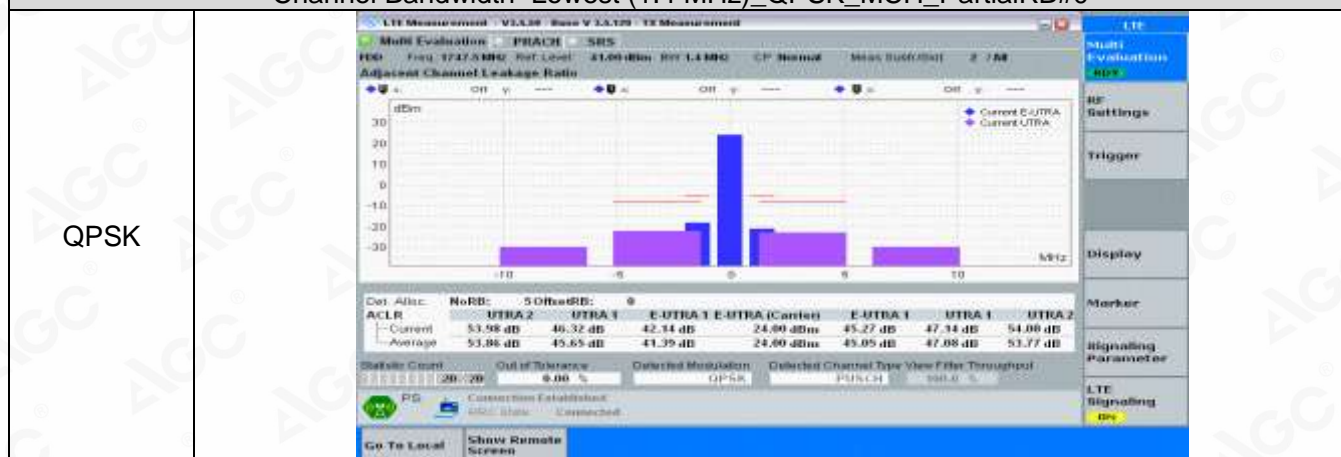




Channel Bandwidth=Lowest (1.4 MHz)\_QPSK\_LCH\_FullRB#0

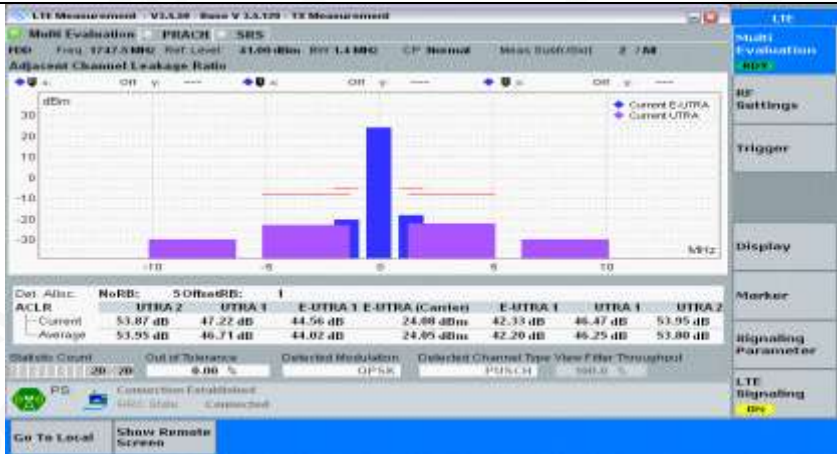







Channel Bandwidth=Lowest (1.4 MHz)\_QPSK\_MCH\_PartialRB#0





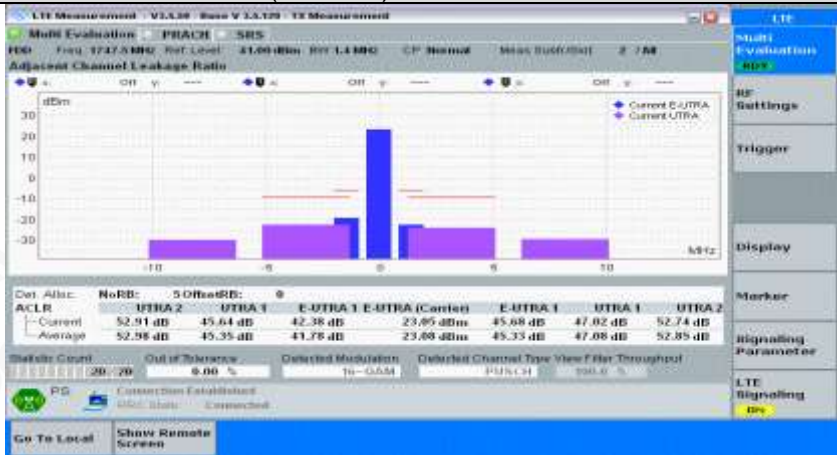
Channel Bandwidth=Lowest (1.4 MHz)\_QPSK\_MCH\_PartialRB#max






QPSK	
Channel Bandwidth=Lowest (1.4 MHz)_QPSK_MCH_FullIRB#0	
QPSK	
Channel Bandwidth=Lowest (1.4 MHz)_QPSK_HCH_PartialIRB#0	
QPSK	
Channel Bandwidth=Lowest (1.4 MHz)_QPSK_HCH_PartialIRB#max	

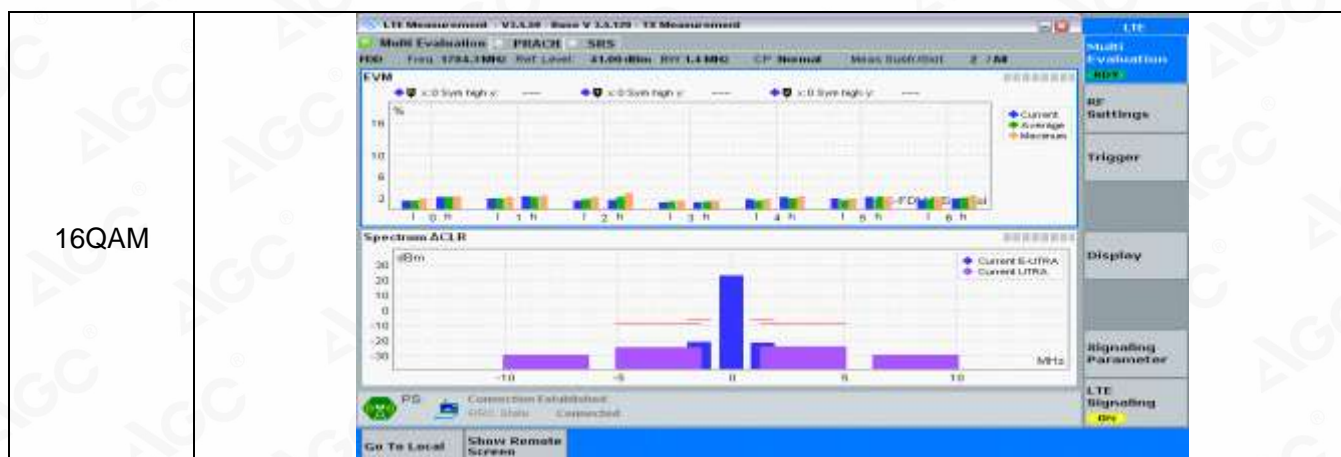
QPSK	
Channel Bandwidth=Lowest (1.4 MHz)_QPSK_HCH_FullRB#0	
QPSK	
Channel Bandwidth=Lowest (1.4 MHz)_16QAM_LCH_PartialRB#0	
16QAM	
Channel Bandwidth=Lowest (1.4 MHz)_16QAM_LCH_PartialRB#max	



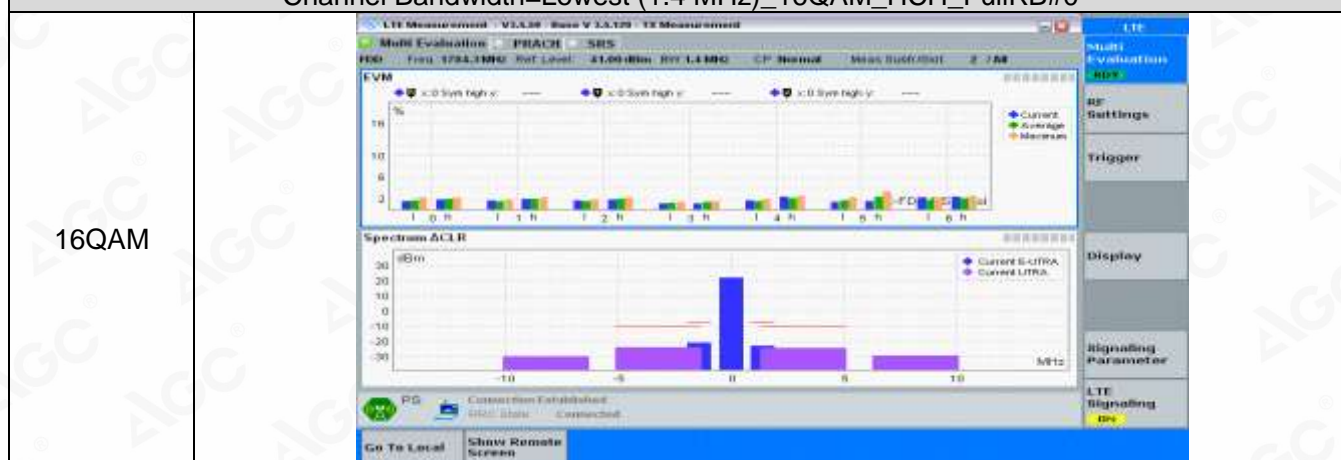
16QAM	
Channel Bandwidth=Lowest (1.4 MHz)_16QAM_LCH_FullIRB#0	
16QAM	
Channel Bandwidth=Lowest (1.4 MHz)_16QAM_MCH_PartialRB#0	
16QAM	
Channel Bandwidth=Lowest (1.4 MHz)_16QAM_MCH_PartialRB#max	

16QAM	 <p>Channel Bandwidth=Lowest (1.4 MHz)_16QAM_MCH_FullIRB#0</p>
16QAM	 <p>Channel Bandwidth=Lowest (1.4 MHz)_16QAM_HCH_PartialRB#0</p>
16QAM	 <p>Channel Bandwidth=Lowest (1.4 MHz)_16QAM_HCH_PartialRB#max</p>

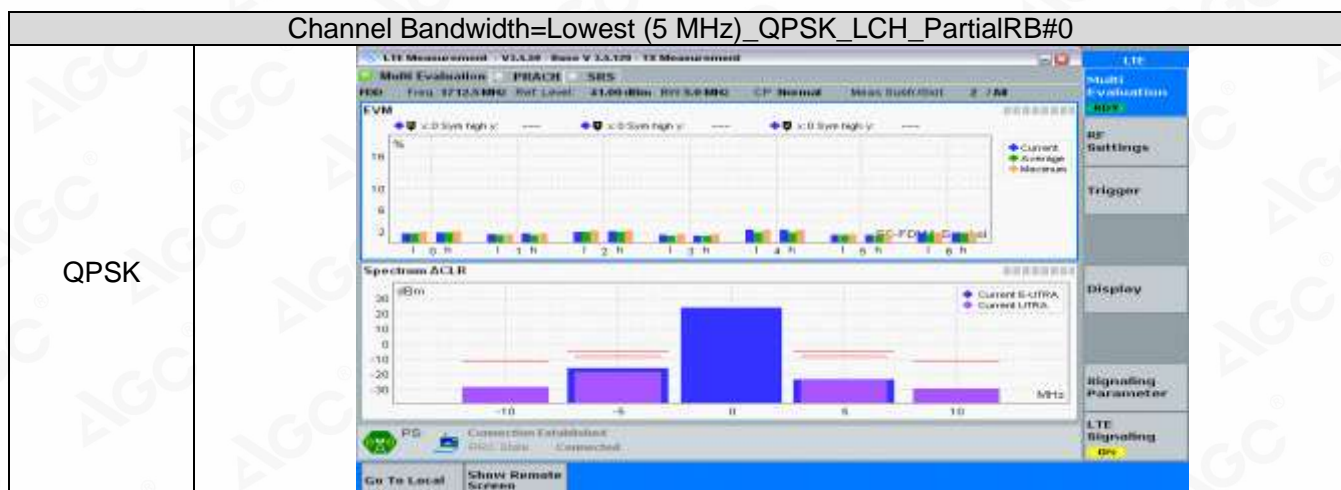







Channel Bandwidth=Lowest (1.4 MHz)\_16QAM\_HCH\_FullRB#0






Channel Bandwidth= (5 MHz)






Channel Bandwidth=Lowest (5 MHz)\_QPSK\_LCH\_PartialRB#max


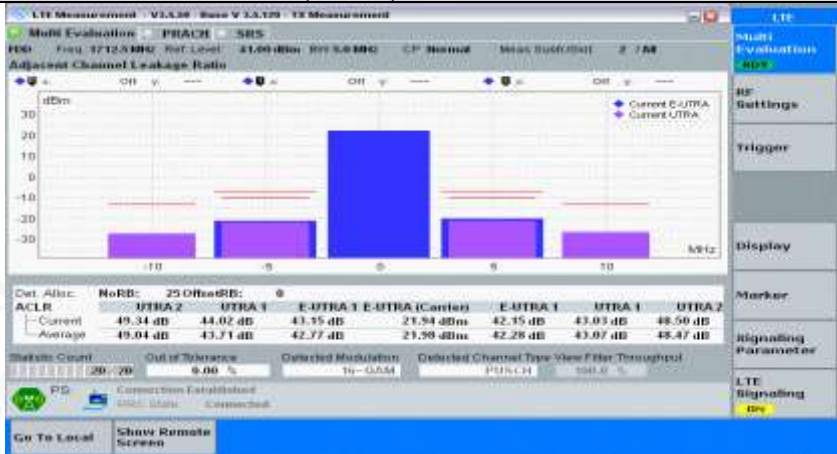

QPSK																																		
Channel Bandwidth=Lowest (5 MHz)_QPSK_LCH_FullRB#0																																		
QPSK	 <table data-bbox="469 1016 1187 1084"><tr><th>Det. Alloc.</th><th>NoRB:</th><th>25 OffRB:</th><th>0</th><th>UTRA 2</th><th>UTRA 1</th><th>E-UTRA 1</th><th>E-UTRA (Center)</th><th>E-UTRA 1</th><th>UTRA 1</th><th>UTRA 2</th></tr><tr><td>Current</td><td>49.78 dB</td><td>43.02 dB</td><td>42.18 dB</td><td>22.54 dBm</td><td>42.14 dB</td><td>42.92 dB</td><td>48.32 dB</td><td>42.92 dB</td><td>43.32 dB</td><td>48.60 dB</td></tr><tr><td>Average</td><td>49.75 dB</td><td>43.46 dB</td><td>42.55 dB</td><td>22.54 dBm</td><td>42.52 dB</td><td>43.32 dB</td><td>48.60 dB</td><td>43.32 dB</td><td>43.32 dB</td><td>48.60 dB</td></tr></table>	Det. Alloc.	NoRB:	25 OffRB:	0	UTRA 2	UTRA 1	E-UTRA 1	E-UTRA (Center)	E-UTRA 1	UTRA 1	UTRA 2	Current	49.78 dB	43.02 dB	42.18 dB	22.54 dBm	42.14 dB	42.92 dB	48.32 dB	42.92 dB	43.32 dB	48.60 dB	Average	49.75 dB	43.46 dB	42.55 dB	22.54 dBm	42.52 dB	43.32 dB	48.60 dB	43.32 dB	43.32 dB	48.60 dB
Det. Alloc.	NoRB:	25 OffRB:	0	UTRA 2	UTRA 1	E-UTRA 1	E-UTRA (Center)	E-UTRA 1	UTRA 1	UTRA 2																								
Current	49.78 dB	43.02 dB	42.18 dB	22.54 dBm	42.14 dB	42.92 dB	48.32 dB	42.92 dB	43.32 dB	48.60 dB																								
Average	49.75 dB	43.46 dB	42.55 dB	22.54 dBm	42.52 dB	43.32 dB	48.60 dB	43.32 dB	43.32 dB	48.60 dB																								
Channel Bandwidth=Lowest (5 MHz)_QPSK_MCH_PartialRB#0																																		
QPSK																																		
Channel Bandwidth=Lowest (5 MHz)_QPSK_MCH_PartialRB#max																																		



QPSK	
Channel Bandwidth=Lowest (5 MHz)_QPSK_MCH_FullRB#0	
QPSK	
Channel Bandwidth=Lowest (5 MHz)_QPSK_HCH_PartialRB#0	
QPSK	
Channel Bandwidth=Lowest (5 MHz)_QPSK_HCH_PartialRB#max	

QPSK	
Channel Bandwidth=Lowest (5 MHz)_QPSK_HCH_FullRB#0	
QPSK	
Channel Bandwidth=Lowest (5 MHz)_16QAM_LCH_PartialRB#0	
16QAM	
Channel Bandwidth=Lowest (5 MHz)_16QAM_LCH_PartialRB#max	



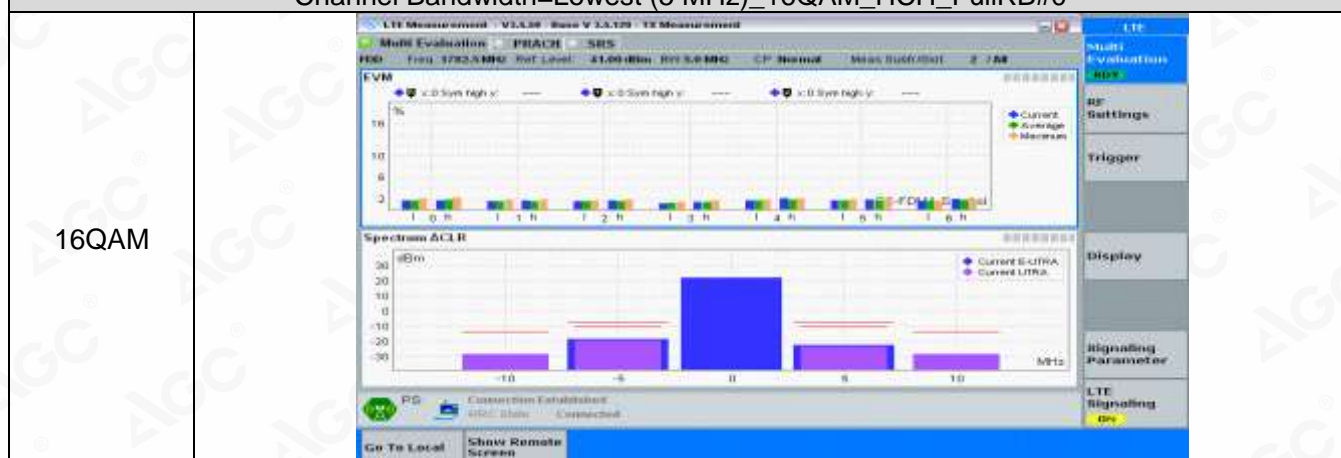
16QAM	
Channel Bandwidth=Lowest (5 MHz)_16QAM_LCH_FullRB#0	
16QAM	
Channel Bandwidth=Lowest (5 MHz)_16QAM_MCH_PartialRB#0	
16QAM	
Channel Bandwidth=Lowest (5 MHz)_16QAM_MCH_PartialRB#max	

16QAM	<div><div><div><div><div>LTE Measurement - V3.3.00 - Base V 3.3.120 - TX Measurement</div><div>Multi EvaluationPRACHSRS</div><div>RF0Freq 1747.5 MHzRef Level -31.00 dBmRIS 5.0 MHzCP NormalMeas Buffer Size 2 7 MB</div><div><div><div>ACLR</div><div><div><div>ACLR 5m High y</div><div>ACLR 5m High y</div><div>ACLR 5m High y</div></div><div><div>Current</div><div>Average</div><div>Maximum</div></div></div><div><div>0</div><div>1</div><div>2</div><div>3</div><div>4</div><div>5</div><div>6</div><div>7</div><div>8</div><div>9</div><div>10</div></div><div><div>dBm</div><div>30</div><div>20</div><div>10</div><div>0</div><div>-10</div><div>-20</div><div>-30</div></div></div><div><div>Spectrum ACLR</div><div><div><div>ACLR 5m High y</div><div>ACLR 5m High y</div><div>ACLR 5m High y</div></div><div><div>Current E-UTRA</div><div>Current UTRA</div></div></div><div><div>-10</div><div>-5</div><div>0</div><div>5</div><div>10</div></div><div><div>dBm</div><div>30</div><div>20</div><div>10</div><div>0</div><div>-10</div><div>-20</div><div>-30</div></div></div></div><div><div>PS</div><div>Connection Established</div><div>RF0: Idle</div><div>Connected</div></div><div><div>Go To Local</div><div>Show Remote Screen</div></div></div><div><div>LTE</div><div>Multi Evaluation</div><div>RF Settings</div><div>Trigger</div><div>Display</div><div>Signaling Parameter</div><div>LTE Signaling</div></div></div></div></div>
Channel Bandwidth=Lowest (5 MHz)_16QAM_MCH_FullRB#0	
16QAM	<div><div><div><div><div>LTE Measurement - V3.3.00 - Base V 3.3.120 - TX Measurement</div><div>Multi EvaluationPRACHSRS</div><div>RF0Freq 1747.5 MHzRef Level -31.00 dBmRIS 5.0 MHzCP NormalMeas Buffer Size 2 7 MB</div><div><div><div>ACLR</div><div><div><div>ACLR 5m High y</div><div>ACLR 5m High y</div><div>ACLR 5m High y</div></div><div><div>Current E-UTRA</div><div>Current UTRA</div></div></div><div><div>0</div><div>1</div><div>2</div><div>3</div><div>4</div><div>5</div><div>6</div><div>7</div><div>8</div><div>9</div><div>10</div></div><div><div>dBm</div><div>30</div><div>20</div><div>10</div><div>0</div><div>-10</div><div>-20</div><div>-30</div></div></div><div><div>Spectrum ACLR</div><div><div><div>ACLR 5m High y</div><div>ACLR 5m High y</div><div>ACLR 5m High y</div></div><div><div>Current E-UTRA</div><div>Current UTRA</div></div></div><div><div>-10</div><div>-5</div><div>0</div><div>5</div><div>10</div></div><div><div>dBm</div><div>30</div><div>20</div><div>10</div><div>0</div><div>-10</div><div>-20</div><div>-30</div></div></div></div><div><div>PS</div><div>Connection Established</div><div>RF0: Idle</div><div>Connected</div></div><div><div>Go To Local</div><div>Show Remote Screen</div></div></div><div><div>LTE</div><div>Multi Evaluation</div><div>RF Settings</div><div>Trigger</div><div>Display</div><div>Signaling Parameter</div><div>LTE Signaling</div></div></div></div></div>
Channel Bandwidth=Lowest (5 MHz)_16QAM_HCH_PartialRB#0	
16QAM	<div><div><div><div><div>LTE Measurement - V3.3.00 - Base V 3.3.120 - TX Measurement</div><div>Multi EvaluationPRACHSRS</div><div>RF0Freq 1747.5 MHzRef Level -31.00 dBmRIS 5.0 MHzCP NormalMeas Buffer Size 2 7 MB</div><div><div><div>ACLR</div><div><div><div>ACLR 5m High y</div><div>ACLR 5m High y</div><div>ACLR 5m High y</div></div><div><div>Current E-UTRA</div><div>Current UTRA</div></div></div><div><div>0</div><div>1</div><div>2</div><div>3</div><div>4</div><div>5</div><div>6</div><div>7</div><div>8</div><div>9</div><div>10</div></div><div><div>dBm</div><div>30</div><div>20</div><div>10</div><div>0</div><div>-10</div><div>-20</div><div>-30</div></div></div><div><div>Spectrum ACLR</div><div><div><div>ACLR 5m High y</div><div>ACLR 5m High y</div><div>ACLR 5m High y</div></div><div><div>Current E-UTRA</div><div>Current UTRA</div></div></div><div><div>-10</div><div>-5</div><div>0</div><div>5</div><div>10</div></div><div><div>dBm</div><div>30</div><div>20</div><div>10</div><div>0</div><div>-10</div><div>-20</div><div>-30</div></div></div></div><div><div>PS</div><div>Connection Established</div><div>RF0: Idle</div><div>Connected</div></div><div><div>Go To Local</div><div>Show Remote Screen</div></div></div><div><div>LTE</div><div>Multi Evaluation</div><div>RF Settings</div><div>Trigger</div><div>Display</div><div>Signaling Parameter</div><div>LTE Signaling</div></div></div></div></div>
Channel Bandwidth=Lowest (5 MHz)_16QAM_HCH_PartialRB#max	

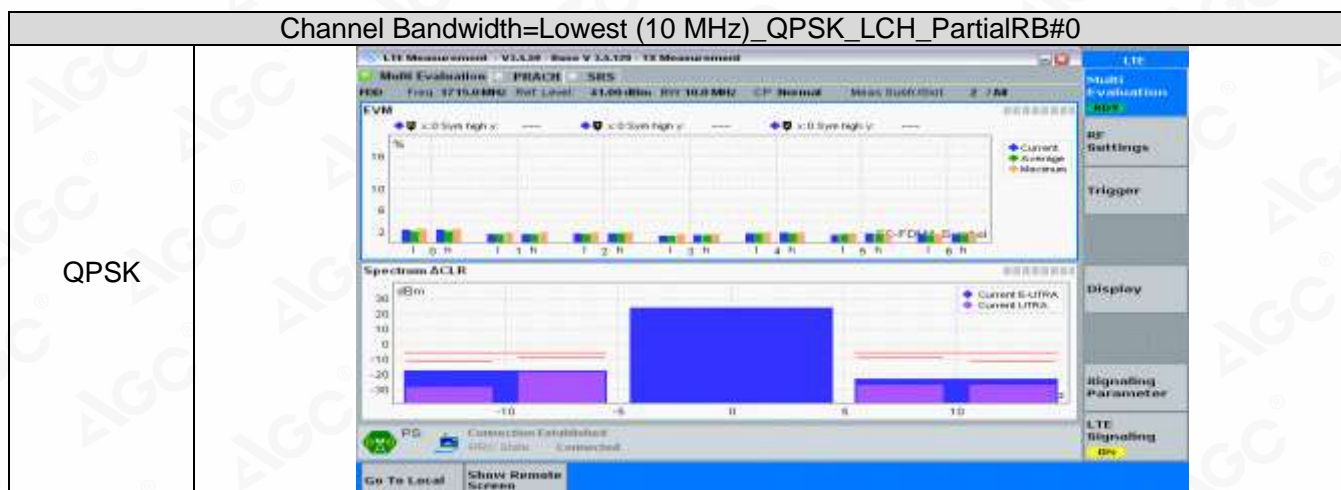






Channel Bandwidth=Lowest (5 MHz)\_16QAM\_HCH\_FullRB#0



Channel Bandwidth= (10 MHz)






Channel Bandwidth=Lowest (10 MHz)\_QPSK\_LCH\_PartialRB#max

QPSK		Multi-Evaluation RF Settings Trigger Display Signaling Parameter LTE Signaling																														
Channel Bandwidth=Lowest (10 MHz)_QPSK_LCH_FullRB#0																																
QPSK	 <table><tr><th>Det. Alloc.</th><th>NoRB</th><th>50 OffRB</th><th>UTRA 2</th><th>UTRA 1</th><th>E-UTRA 1</th><th>E-UTRA (Carrier)</th><th>E-UTRA 1</th><th>UTRA 1</th><th>UTRA 2</th></tr><tr><td>Current</td><td>47.94 dB</td><td>41.88 dB</td><td>41.79 dB</td><td>23.84 dBm</td><td>41.64 dB</td><td>45.17 dB</td><td>45.48 dB</td><td>45.68 dB</td><td></td></tr><tr><td>Average</td><td>48.41 dB</td><td>44.17 dB</td><td>42.14 dB</td><td>23.83 dBm</td><td>41.89 dB</td><td>45.45 dB</td><td>45.68 dB</td><td></td><td></td></tr></table>	Det. Alloc.	NoRB	50 OffRB	UTRA 2	UTRA 1	E-UTRA 1	E-UTRA (Carrier)	E-UTRA 1	UTRA 1	UTRA 2	Current	47.94 dB	41.88 dB	41.79 dB	23.84 dBm	41.64 dB	45.17 dB	45.48 dB	45.68 dB		Average	48.41 dB	44.17 dB	42.14 dB	23.83 dBm	41.89 dB	45.45 dB	45.68 dB			Multi-Evaluation RF Settings Trigger Display Marker Signaling Parameter LTE Signaling
Det. Alloc.	NoRB	50 OffRB	UTRA 2	UTRA 1	E-UTRA 1	E-UTRA (Carrier)	E-UTRA 1	UTRA 1	UTRA 2																							
Current	47.94 dB	41.88 dB	41.79 dB	23.84 dBm	41.64 dB	45.17 dB	45.48 dB	45.68 dB																								
Average	48.41 dB	44.17 dB	42.14 dB	23.83 dBm	41.89 dB	45.45 dB	45.68 dB																									
Channel Bandwidth=Lowest (10 MHz)_QPSK_MCH_PartialRB#0																																
QPSK		Multi-Evaluation RF Settings Trigger Display Signaling Parameter LTE Signaling																														
Channel Bandwidth=Lowest (10 MHz)_QPSK_MCH_PartialRB#max																																








QPSK	 <p>Channel Bandwidth=Lowest (10 MHz)_QPSK_HCH_FullRB#0</p>
QPSK	 <p>Channel Bandwidth=Lowest (10 MHz)_16QAM_LCH_PartialRB#0</p>
16QAM	 <p>Channel Bandwidth=Lowest (10 MHz)_16QAM_LCH_PartialRB#max</p>



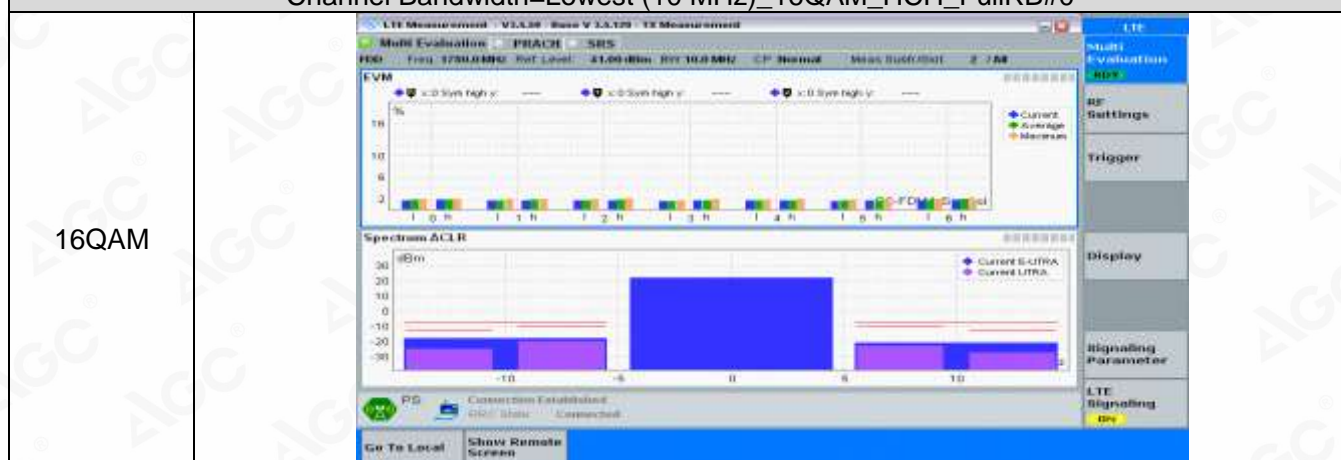


16QAM	 <p>Channel Bandwidth=Lowest (10 MHz)_16QAM_MCH_FullIRB#0</p>
16QAM	 <p>Channel Bandwidth=Lowest (10 MHz)_16QAM_HCH_PartialRB#0</p>
16QAM	 <p>Channel Bandwidth=Lowest (10 MHz)_16QAM_HCH_PartialRB#max</p>

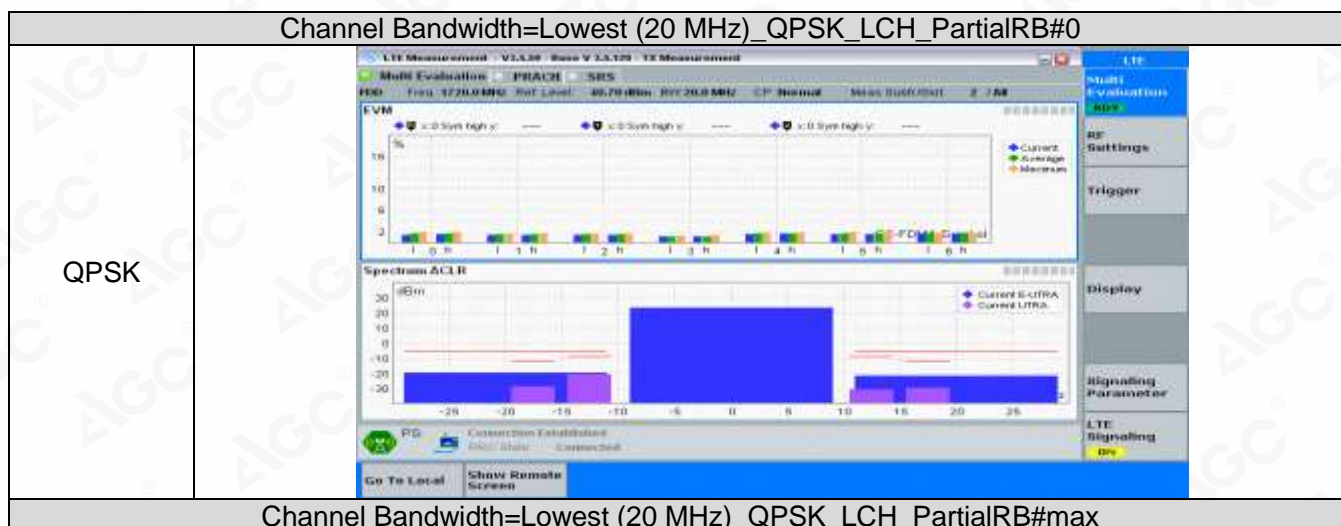





Channel Bandwidth=Lowest (10 MHz)\_16QAM\_HCH\_FullRB#0






Channel Bandwidth=Highest (20 MHz)









QPSK	
Channel Bandwidth=Lowest (20 MHz)_QPSK_LCH_FullRB#0	
QPSK	
Channel Bandwidth=Lowest (20 MHz)_QPSK_MCH_PartialRB#0	
QPSK	
Channel Bandwidth=Lowest (20 MHz)_QPSK_MCH_PartialRB#max	






QPSK	
Channel Bandwidth=Lowest (20 MHz)_QPSK_MCH_FullRB#0	
QPSK	
Channel Bandwidth=Lowest (20 MHz)_QPSK_HCH_PartialRB#0	
QPSK	
Channel Bandwidth=Lowest (20 MHz)_QPSK_HCH_PartialRB#max	





QPSK	
Channel Bandwidth=Lowest (20 MHz)_QPSK_HCH_FullIRB#0	
QPSK	
Channel Bandwidth=Lowest (20 MHz)_16QAM_LCH_PartialRB#0	
16QAM	
Channel Bandwidth=Lowest (20 MHz)_16QAM_LCH_PartialRB#max	

16QAM	
Channel Bandwidth=Lowest (20 MHz)_16QAM_LCH_FullRB#0	
16QAM	
Channel Bandwidth=Lowest (20 MHz)_16QAM_MCH_PartialRB#0	
16QAM	
Channel Bandwidth=Lowest (20 MHz)_16QAM_MCH_PartialRB#max	



16QAM	
Channel Bandwidth=Lowest (20 MHz)_16QAM_MCH_FullRB#0	
16QAM	
Channel Bandwidth=Lowest (20 MHz)_16QAM_HCH_PartialRB#0	
16QAM	
Channel Bandwidth=Lowest (20 MHz)_16QAM_HCH_PartialRB#max	



16QAM	
Channel Bandwidth=Lowest (20 MHz)_16QAM_HCH_FullRB#0	
16QAM	

## 5. Transmitter Spurious Emissions

### Test Result

NTNV

Channel Bandwidth=Lowest (1.4 MHz)

Channel Bandwidth=Lowest (1.4 MHz)							
Condition	Modulation	Channel Bandwidth	Channel	RB allocation		UE output power	Verdict
				RB Size	RB Offset		
Normal	QPSK	1.4 MHz	Low range	1	0	PUMAX	Pass
					max	PUMAX	Pass
				Full	0	PUMAX	Pass
			Mid range	1	0	PUMAX	Pass
					max	PUMAX	Pass
				Full	0	PUMAX	Pass
			High range	1	0	PUMAX	Pass
					max	PUMAX	Pass
				Full	0	PUMAX	Pass

Channel Bandwidth= (5 MHz)

Channel Bandwidth= (5 MHz)							
Condition	Modulation	Channel Bandwidth	Channel	RB allocation		UE output power	Verdict
				RB Size	RB Offset		
Normal	QPSK	5 MHz	Low range	1	0	PUMAX	Pass
					max	PUMAX	Pass
				Full	0	PUMAX	Pass
			Mid range	1	0	PUMAX	Pass
					max	PUMAX	Pass
				Full	0	PUMAX	Pass
			High range	1	0	PUMAX	Pass
					max	PUMAX	Pass
				Full	0	PUMAX	Pass

Channel Bandwidth=Highest (20 MHz)

Channel Bandwidth=Highest (20 MHz)							
Condition	Modulation	Channel Bandwidth	Channel	RB allocation		UE output power	Verdict
				RB Size	RB Offset		
Normal	QPSK	20 MHz	Low range	1	0	PUMAX	Pass
					max	PUMAX	Pass



Attestation of Global Compliance

Attestation of Global Compliance(Shenzhen)Co.,Ltd.

Add: 2/F., Building 2, Sanwei Chaxi Industrial Park, Sanwei Community,  
Hangcheng Street, Bao'an District, Shenzhen, Guangdong, China

Tel: +86-755 2523 4088

E-mail: agc@agc-cert.com

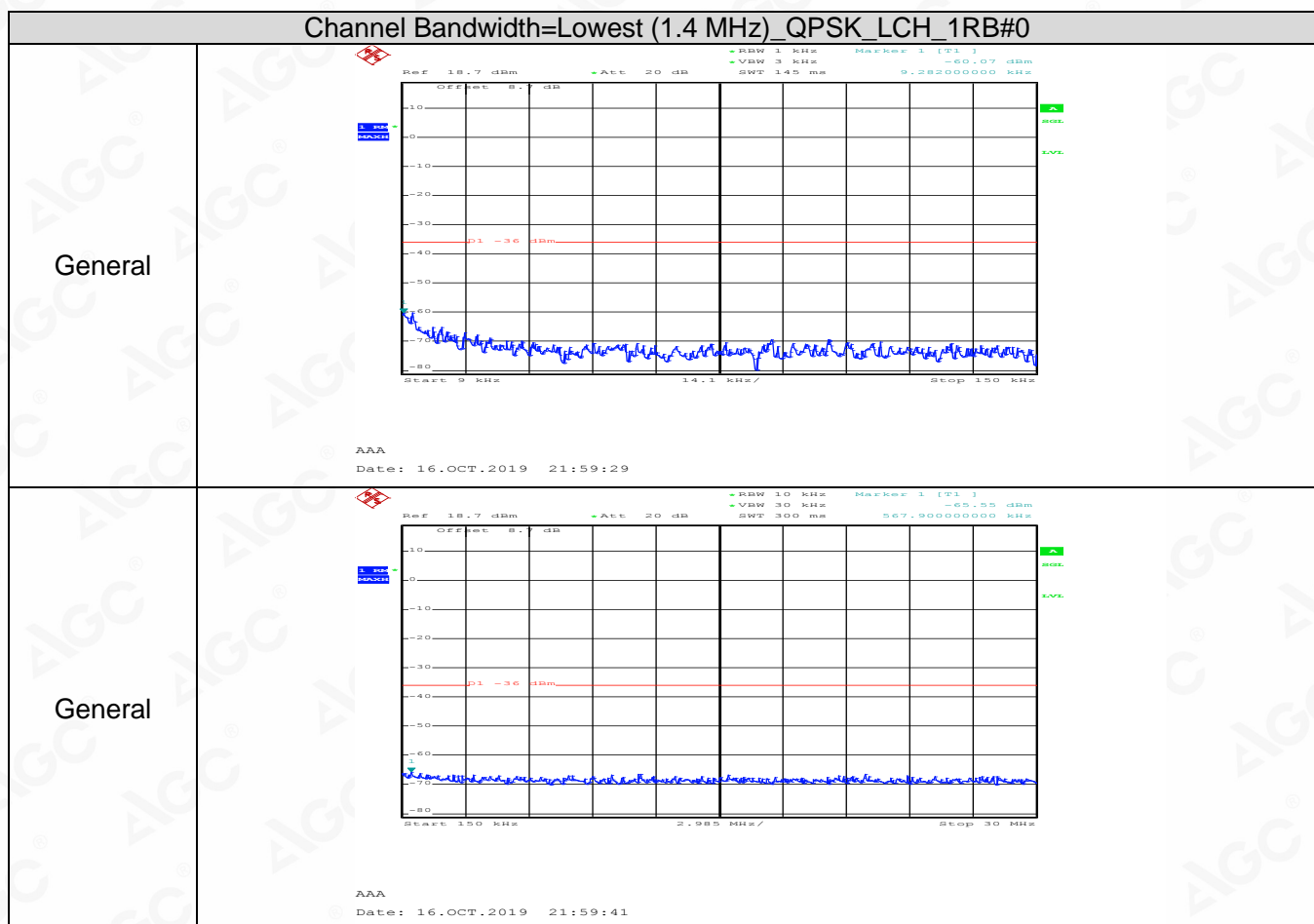
Service Hotline: 400 089 2118

			Full	0	PUMAX	Pass
		Mid range	1	0	PUMAX	Pass
				max	PUMAX	Pass
			Full	0	PUMAX	Pass
		High range	1	0	PUMAX	Pass
				max	PUMAX	Pass
			Full	0	PUMAX	Pass

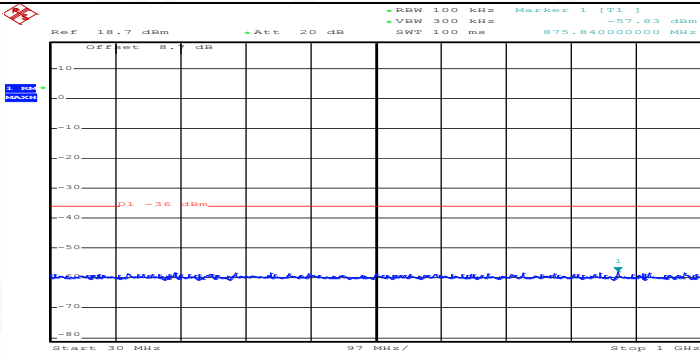
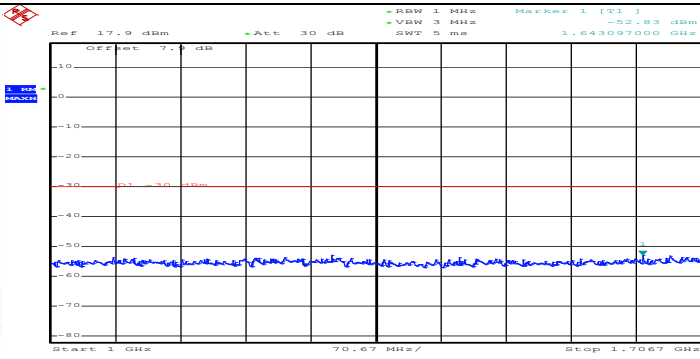
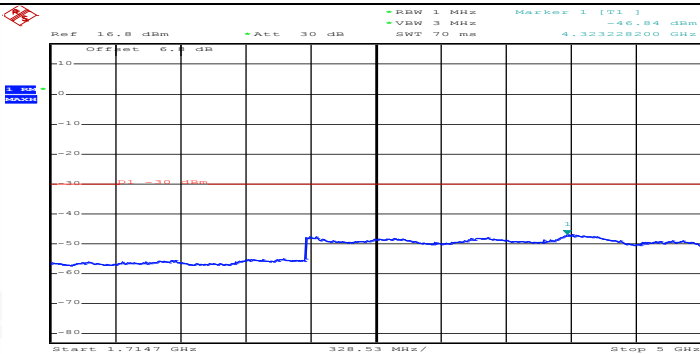
## Test Graphs

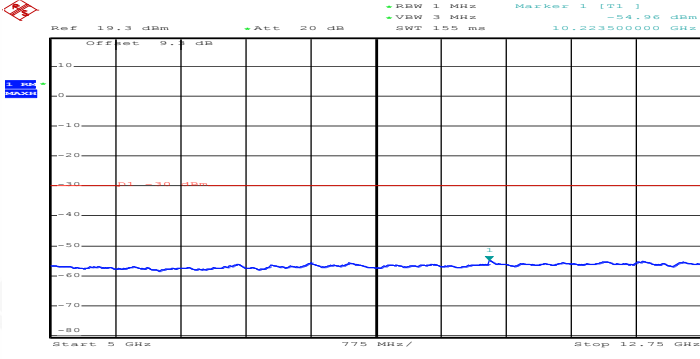
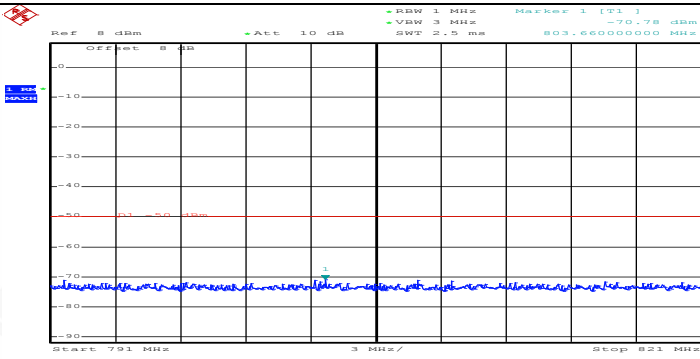
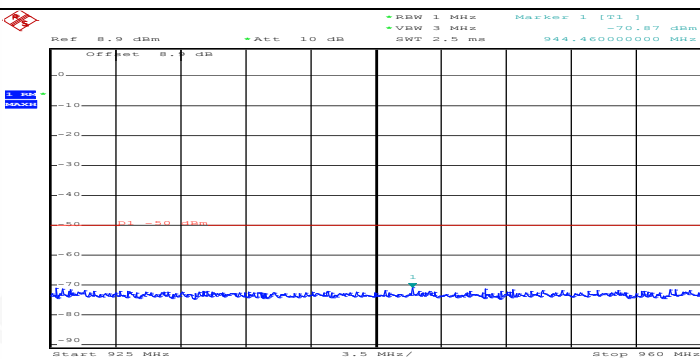
NTNV

Channel Bandwidth=Lowest (1.4 MHz)

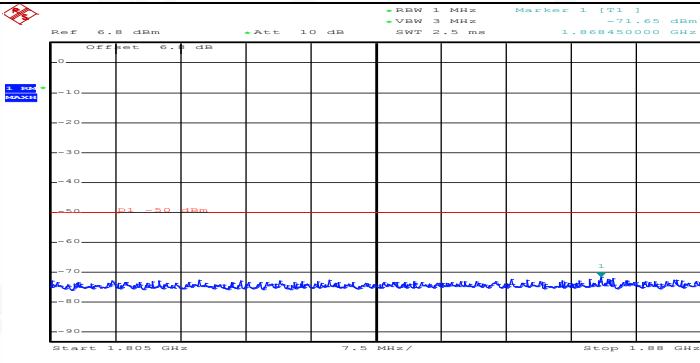
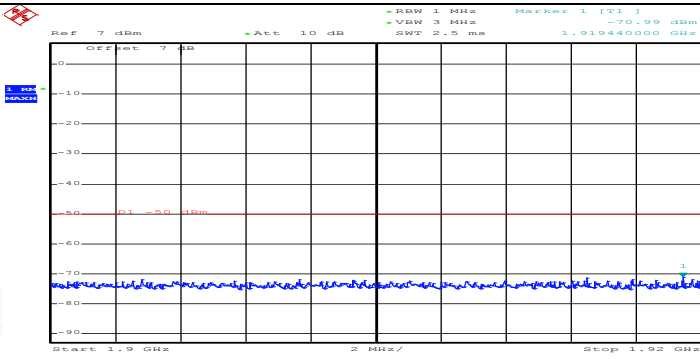
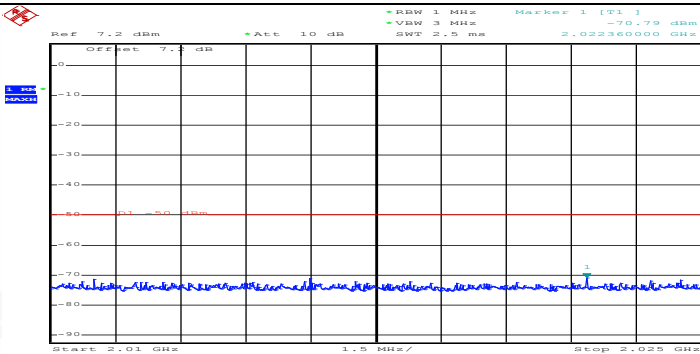




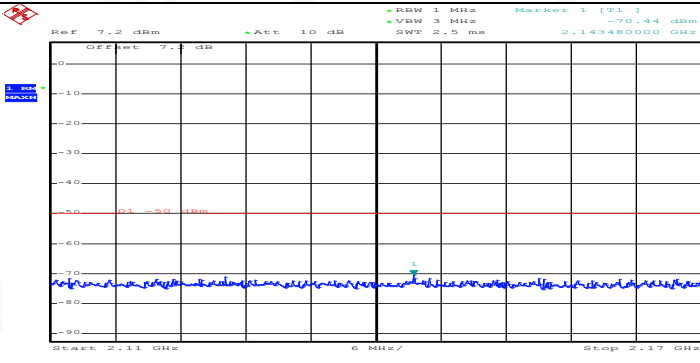
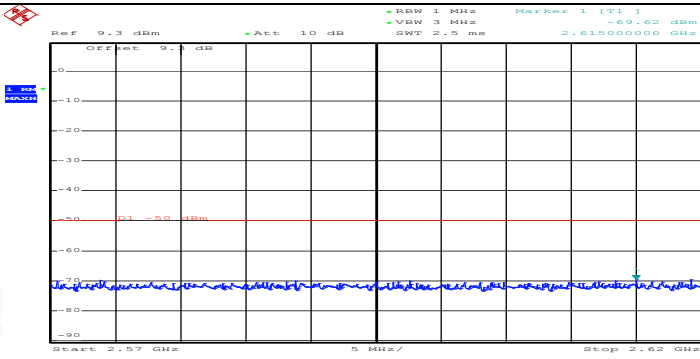
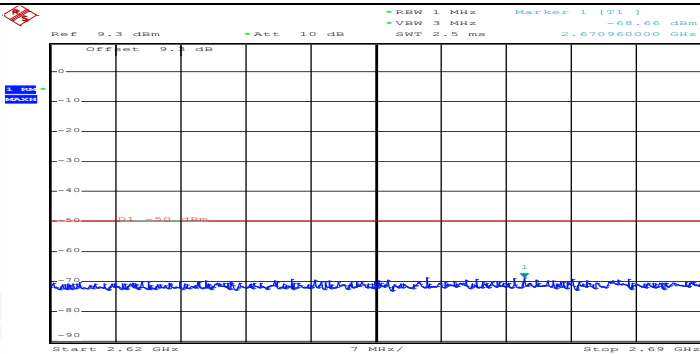
General	 <p>AAA Date: 16.OCT.2019 21:59:49</p>
General	 <p>AAA Date: 16.OCT.2019 21:59:56</p>
General	 <p>AAA Date: 16.OCT.2019 22:00:03</p>

General	 <p>AAA Date: 16.OCT.2019 22:00:12</p>
Co-existence	 <p>AAA Date: 16.OCT.2019 22:00:19</p>
Co-existence	 <p>AAA Date: 16.OCT.2019 22:00:25</p>

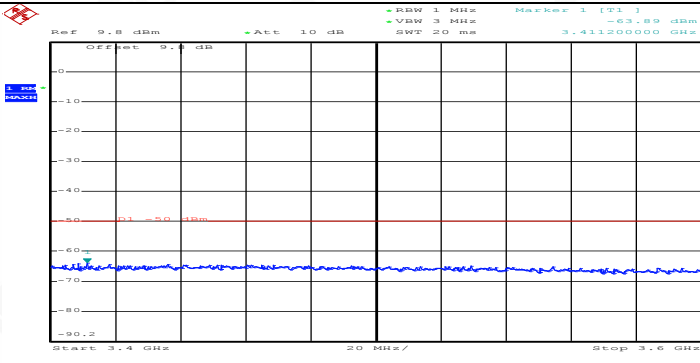
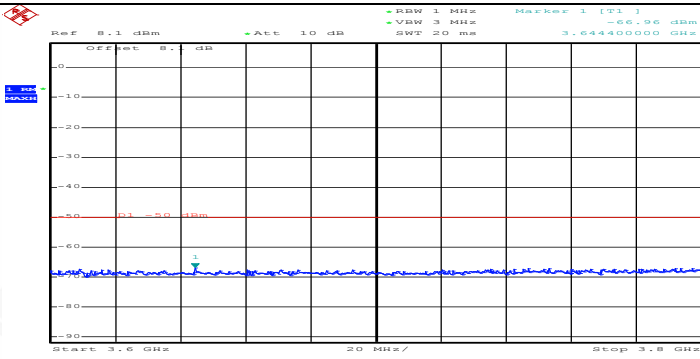


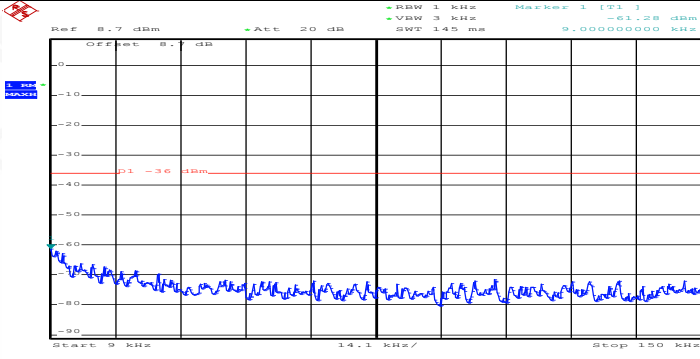
Co-existence	 <p>AAA Date: 16.OCT.2019 22:00:31</p>
Co-existence	 <p>AAA Date: 16.OCT.2019 22:00:37</p>
Co-existence	 <p>AAA Date: 16.OCT.2019 22:00:43</p>

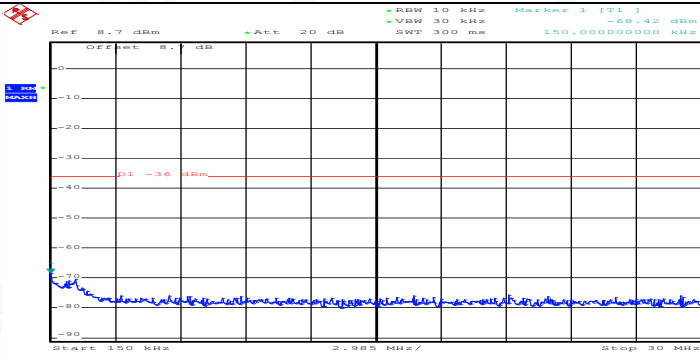
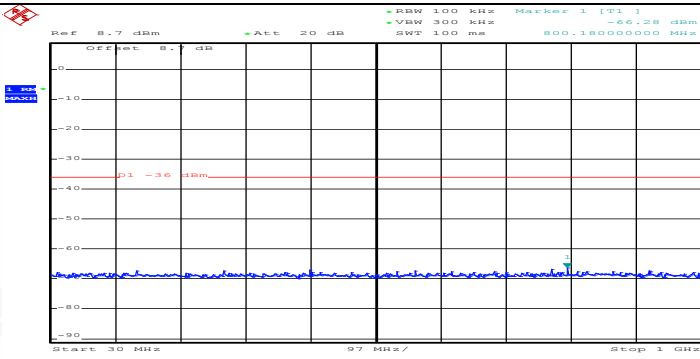
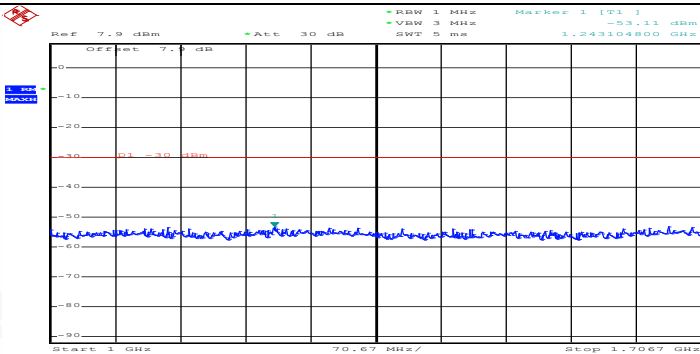


Co-existence	 <p>AAA Date: 16.OCT.2019 22:00:49</p>
Co-existence	 <p>AAA Date: 16.OCT.2019 22:00:56</p>
Co-existence	 <p>AAA Date: 16.OCT.2019 22:01:02</p>



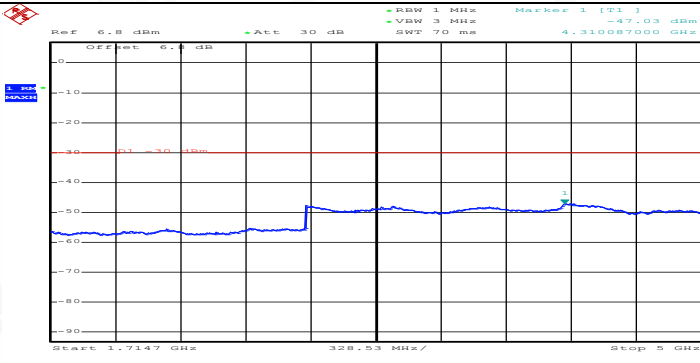
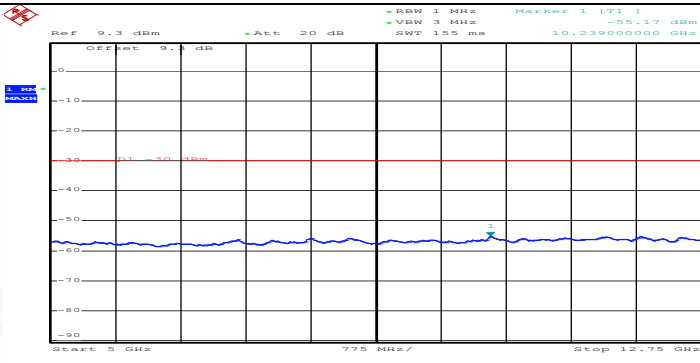
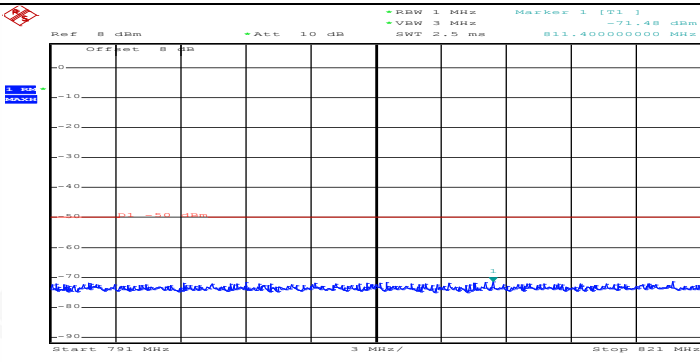
Co-existence	 <p>AAA Date: 16.OCT.2019 22:01:08</p>
Co-existence	 <p>AAA Date: 16.OCT.2019 22:01:15</p>
Additional	NA

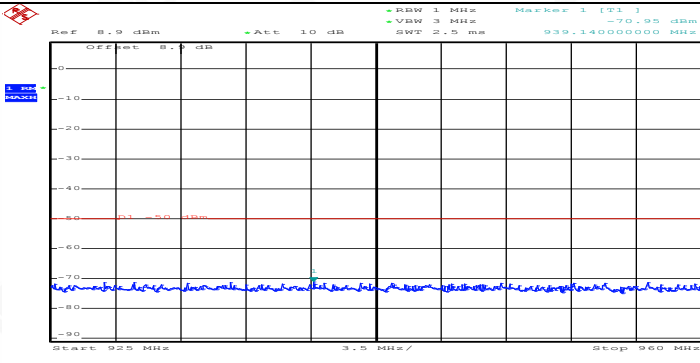
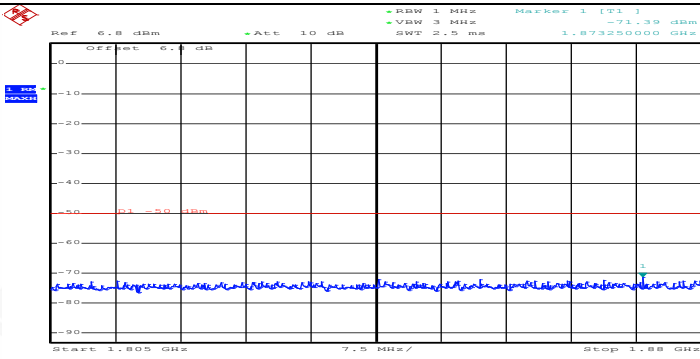
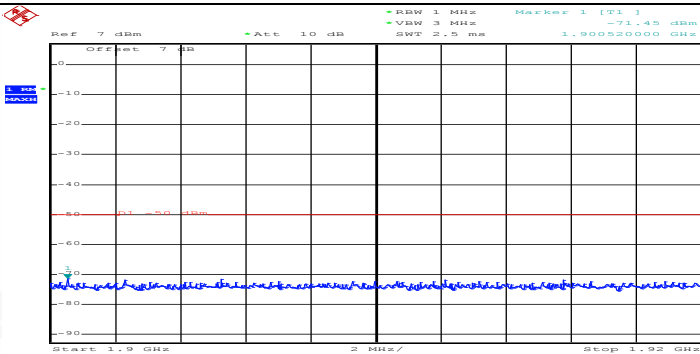
Channel Bandwidth=Lowest (1.4 MHz)_QPSK_LCH_1RB#max	
General	 <p>AAA Date: 16.OCT.2019 22:01:24</p>

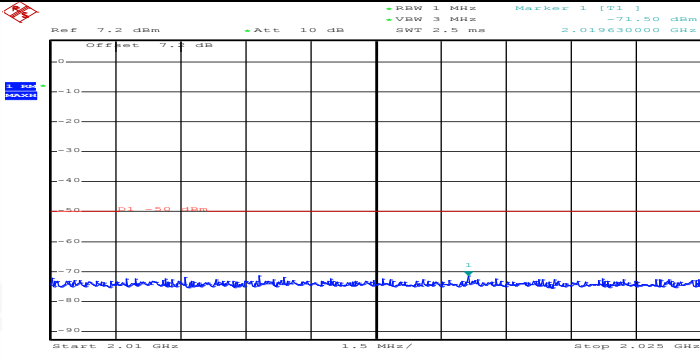
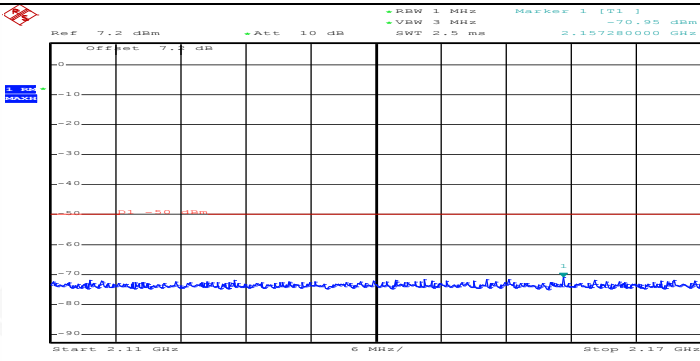
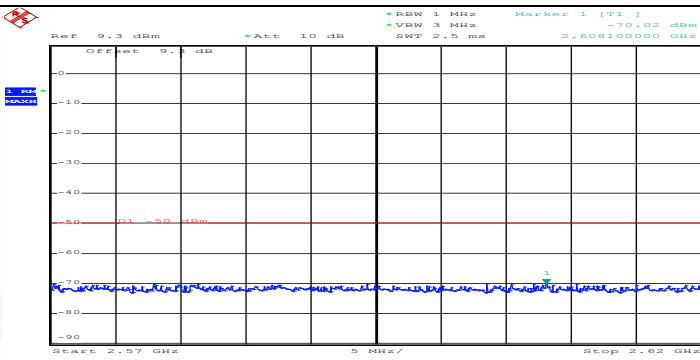
General	 <p>AAA Date: 16.OCT.2019 22:01:36</p>
General	 <p>AAA Date: 16.OCT.2019 22:01:44</p>
General	 <p>AAA Date: 16.OCT.2019 22:01:51</p>



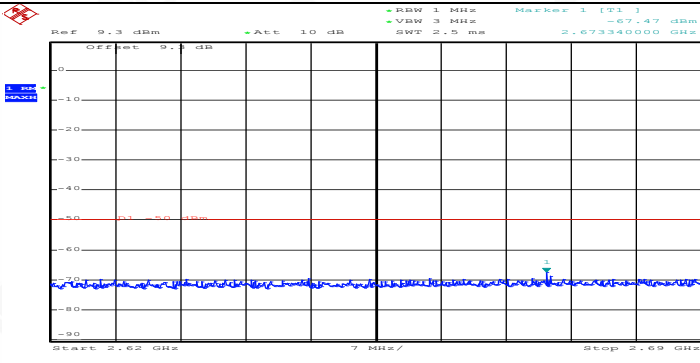
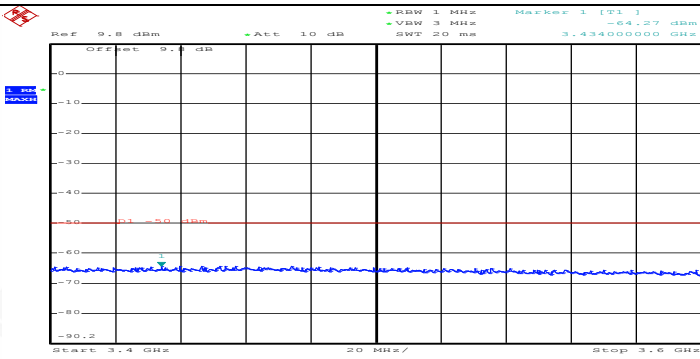
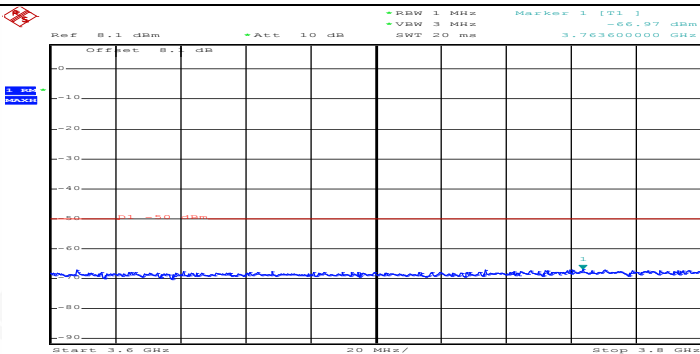


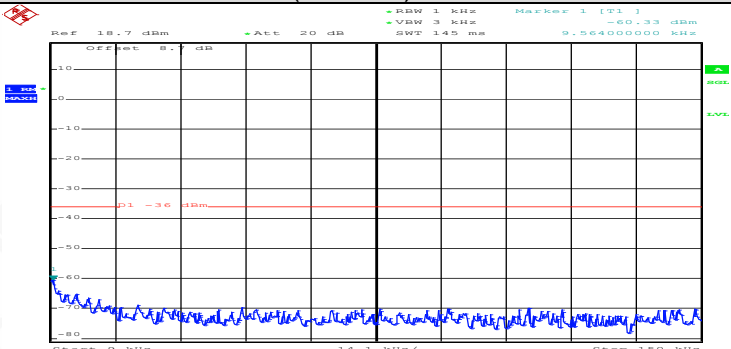
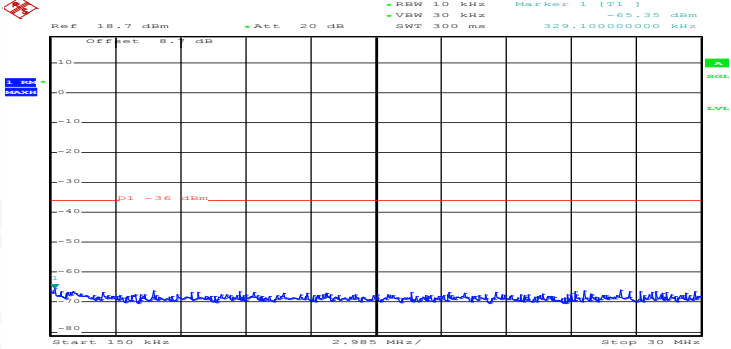
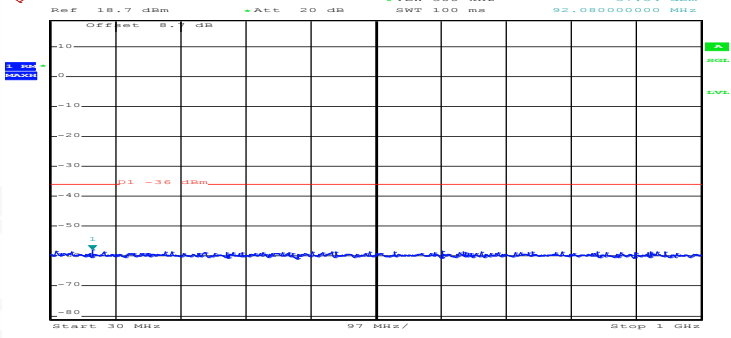
General	 <p>Ref: 6.8 dBm Att: 30 dB RBW: 1 MHz Marker 1: [T1] -47.03 dBm VSW: 3 MHz SWT: 70 ms 4.310087000 GHz</p> <p>Start: 1.7147 GHz 328.53 MHz/ Stop: 5 GHz</p> <p>AAA Date: 16.OCT.2019 22:01:58</p>
General	 <p>Ref: 9.3 dBm Att: 20 dB RBW: 1 MHz Marker 1: [T1] -55.17 dBm VSW: 3 MHz SWT: 155 ms 10.239000000 GHz</p> <p>Start: 5 GHz 775 MHz/ Stop: 12.75 GHz</p> <p>AAA Date: 16.OCT.2019 22:02:07</p>
Co-existence	 <p>Ref: 8 dBm Att: 10 dB RBW: 1 MHz Marker 1: [T1] -71.48 dBm VSW: 3 MHz SWT: 2.5 ms 811.400000000 MHz</p> <p>Start: 791 MHz 3 MHz/ Stop: 821 MHz</p> <p>AAA Date: 16.OCT.2019 22:02:13</p>

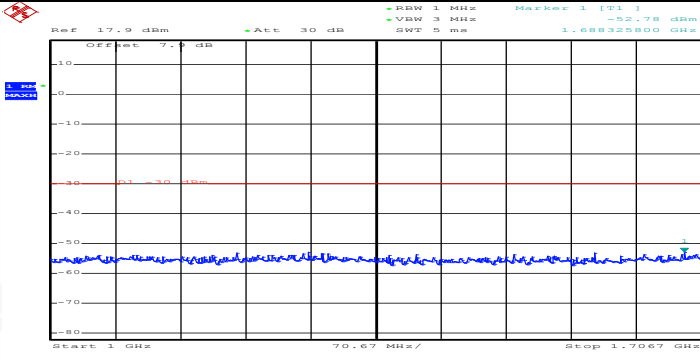
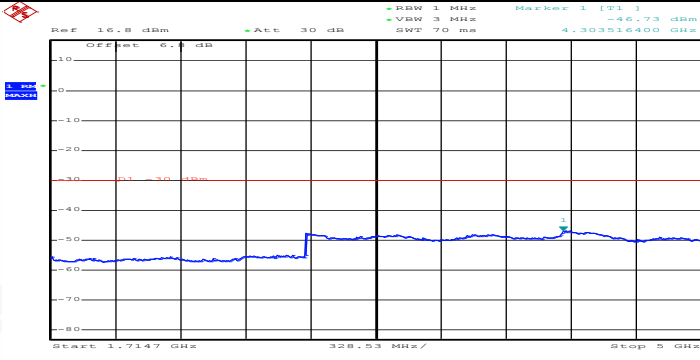
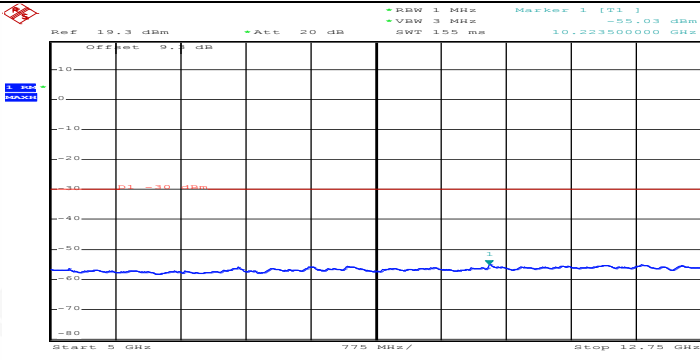
Co-existence	 <p>AAA Date: 16.OCT.2019 22:02:19</p>
Co-existence	 <p>AAA Date: 16.OCT.2019 22:02:26</p>
Co-existence	 <p>AAA Date: 16.OCT.2019 22:02:32</p>

Co-existence	 <p>AAA Date: 16.OCT.2019 22:02:38</p>
Co-existence	 <p>AAA Date: 16.OCT.2019 22:02:44</p>
Co-existence	 <p>AAA Date: 16.OCT.2019 22:02:50</p>



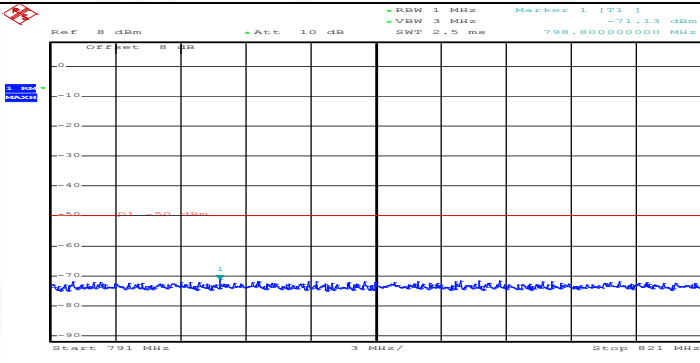
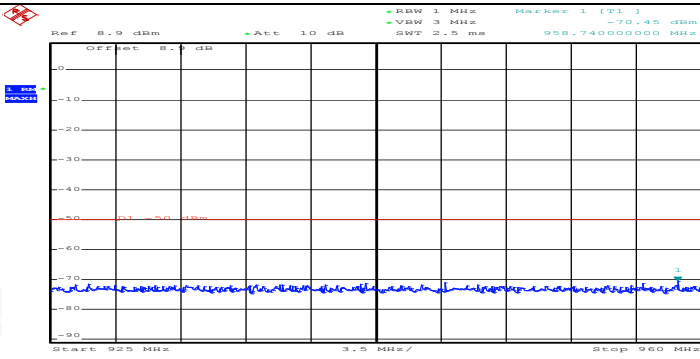
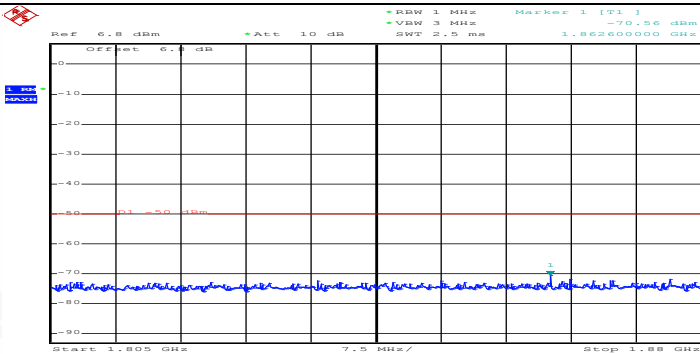
Co-existence	 <p>AAA Date: 16.OCT.2019 22:02:57</p>
Co-existence	 <p>AAA Date: 16.OCT.2019 22:03:03</p>
Co-existence	 <p>AAA Date: 16.OCT.2019 22:03:09</p>
Additional	NA

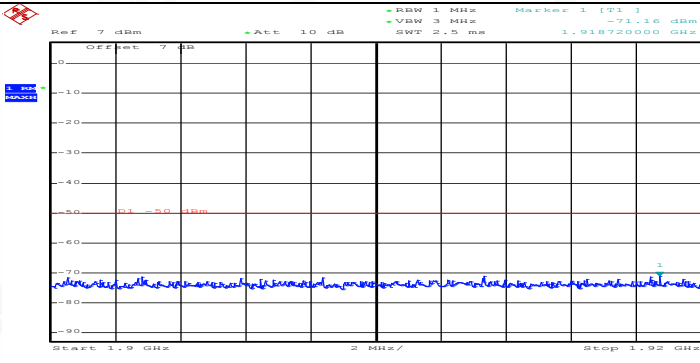
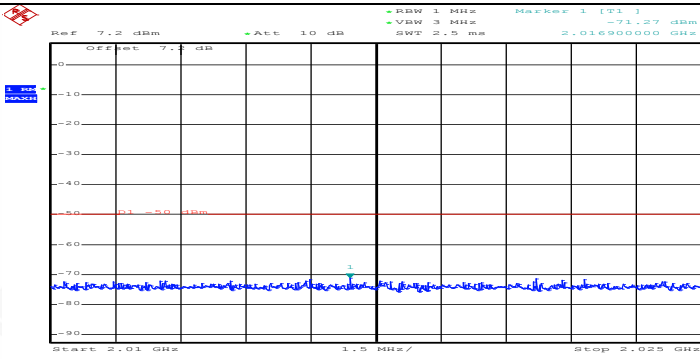
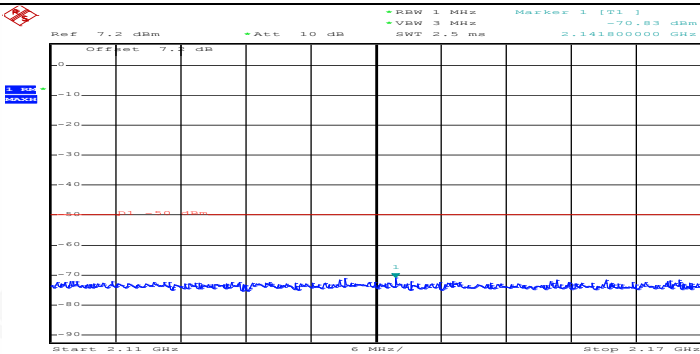
Channel Bandwidth=Lowest (1.4 MHz)_QPSK_LCH_FullRB#0	
General	 <p>Ref 18.7 dBm Att 20 dB RBW 1 kHz Marker 1 [T1] -60.33 dBm VBW 3 kHz SWT 145 ms 2.56400000 kHz</p> <p>Start 9 kHz 14.1 kHz/ Stop 150 kHz</p> <p>AAA Date: 16.OCT.2019 22:03:23</p>
General	 <p>Ref 18.7 dBm Att 20 dB RBW 10 kHz Marker 1 [T1] -65.35 dBm VBW 30 kHz SWT 300 ms 329.10000000 kHz</p> <p>Start 150 kHz 2.985 MHz/ Stop 30 MHz</p> <p>AAA Date: 16.OCT.2019 22:03:35</p>
General	 <p>Ref 18.7 dBm Att 20 dB RBW 100 kHz Marker 1 [T1] -57.84 dBm VBW 300 kHz SWT 100 ms 92.08000000 MHz</p> <p>Start 30 MHz 97 MHz/ Stop 1 GHz</p> <p>AAA Date: 16.OCT.2019 22:03:43</p>

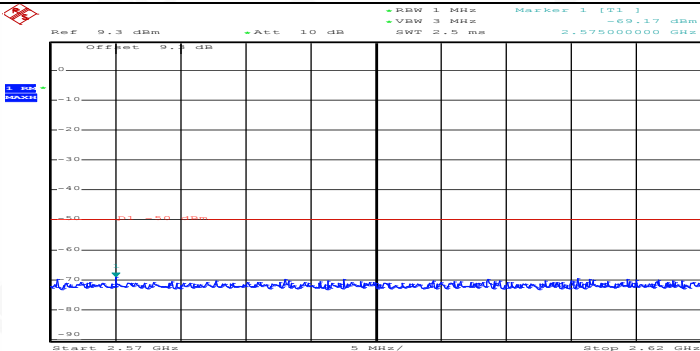
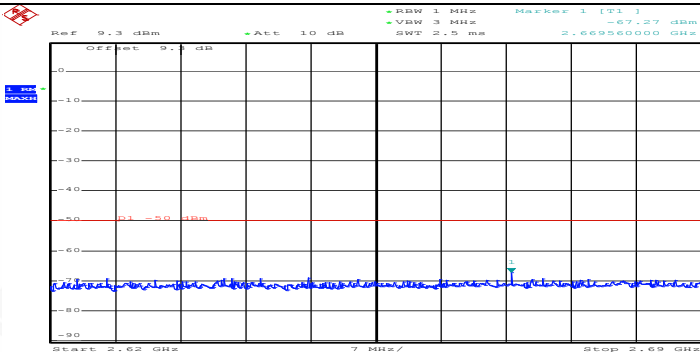
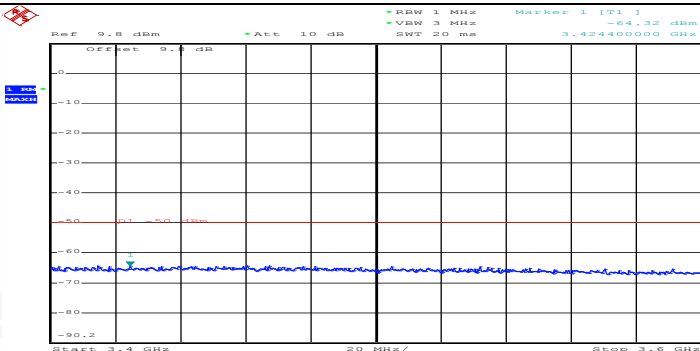
General	 <p>Ref 17.9 dBm Att 30 dB RBW 1 MHz Marker 1 [T1] -55.78 dBm VSW 3 MHz SWT 5 ms 1.68832800 GHz</p> <p>Start 1 GHz 70.67 MHz/ Stop 1.7067 GHz</p> <p>AAA Date: 16.OCT.2019 22:03:50</p>
General	 <p>Ref 16.8 dBm Att 30 dB RBW 1 MHz Marker 1 [T1] -46.73 dBm VSW 3 MHz SWT 70 ms 4.303516400 GHz</p> <p>Start 1.7147 GHz 328.53 MHz/ Stop 5 GHz</p> <p>AAA Date: 16.OCT.2019 22:03:57</p>
General	 <p>Ref 19.3 dBm Att 20 dB RBW 1 MHz Marker 1 [T1] -55.03 dBm VSW 3 MHz SWT 155 ms 10.223500000 GHz</p> <p>Start 5 GHz 775 MHz/ Stop 12.75 GHz</p> <p>AAA Date: 16.OCT.2019 22:04:06</p>



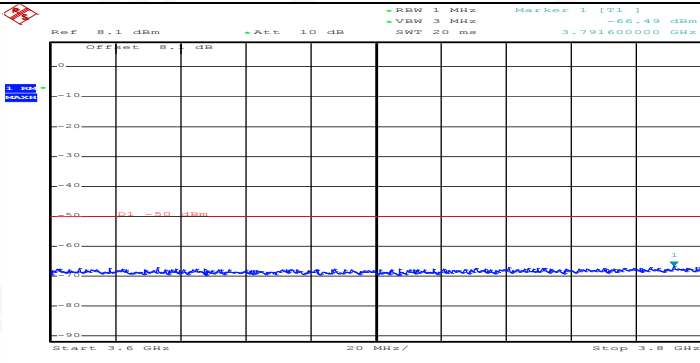


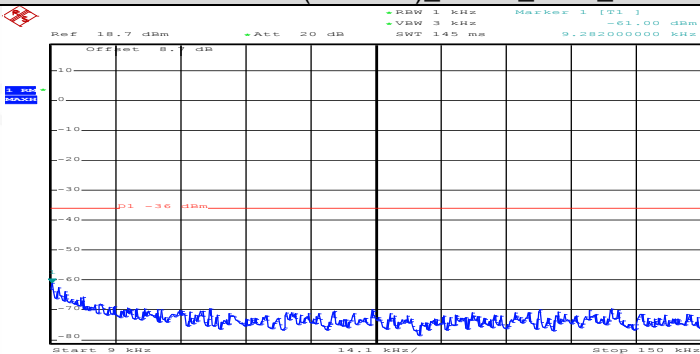
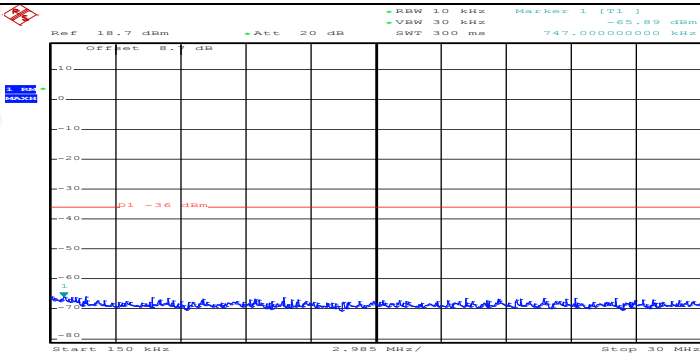
Co-existence	 <p>AAA Date: 16.OCT.2019 22:04:12</p>
Co-existence	 <p>AAA Date: 16.OCT.2019 22:04:19</p>
Co-existence	 <p>AAA Date: 16.OCT.2019 22:04:25</p>

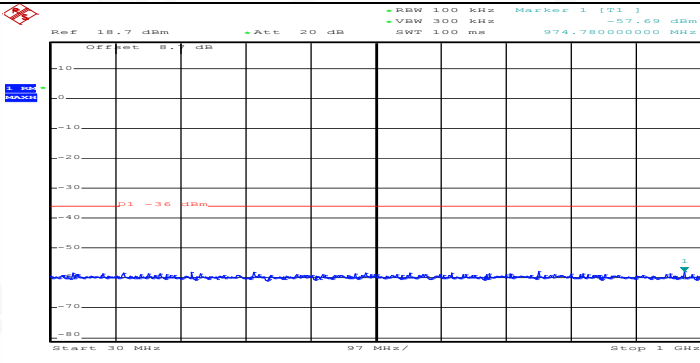
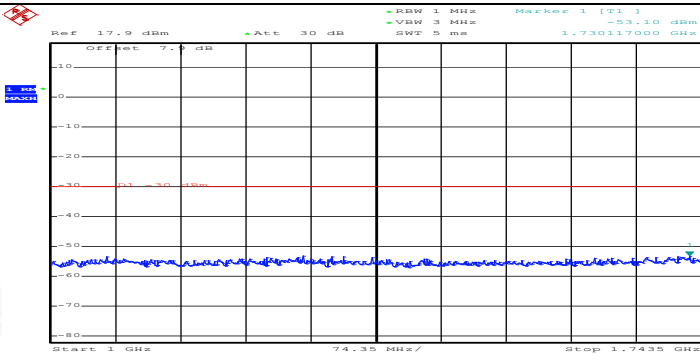
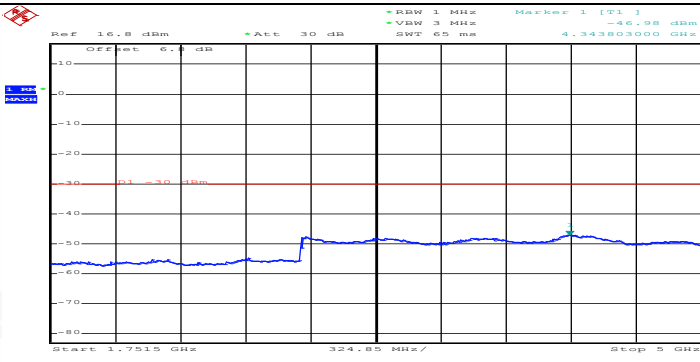
Co-existence	 <p>AAA Date: 16.OCT.2019 22:04:31</p>
Co-existence	 <p>AAA Date: 16.OCT.2019 22:04:37</p>
Co-existence	 <p>AAA Date: 16.OCT.2019 22:04:43</p>

Co-existence	 <p>AAA Date: 16.OCT.2019 22:04:49</p>
Co-existence	 <p>AAA Date: 16.OCT.2019 22:04:56</p>
Co-existence	 <p>AAA Date: 16.OCT.2019 22:05:02</p>

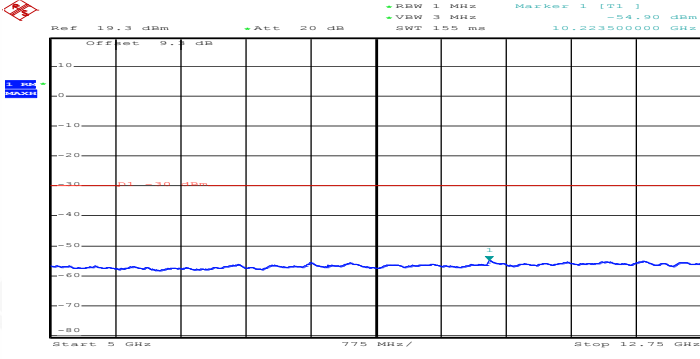
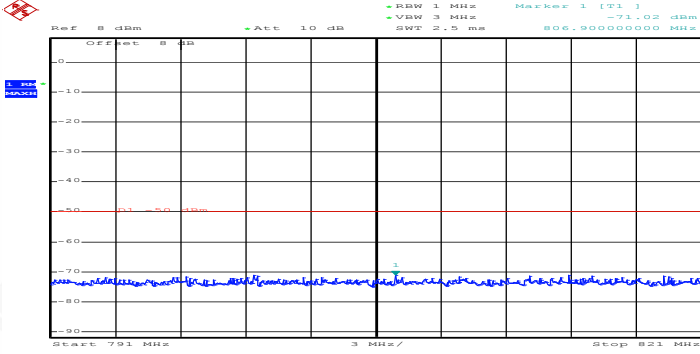
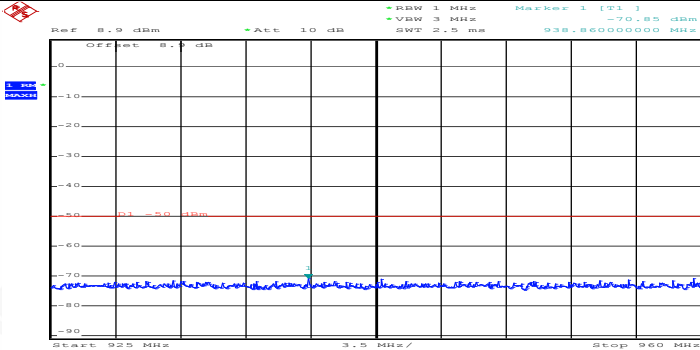


Co-existence	 <p>AAA Date: 16.OCT.2019 22:05:08</p>
Additional	NA

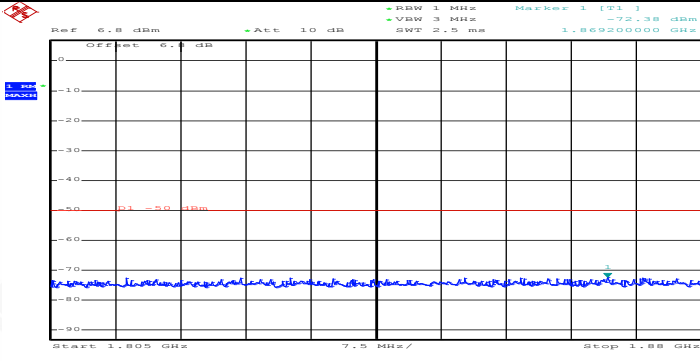
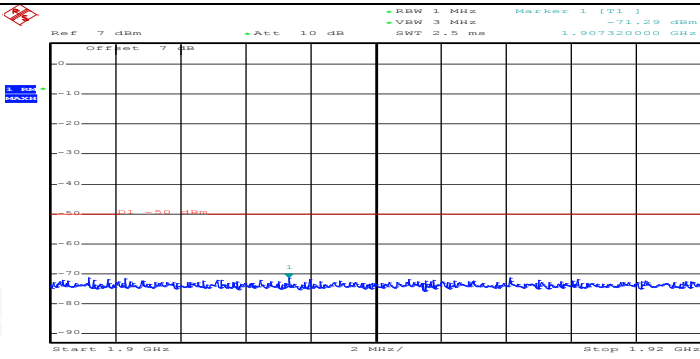
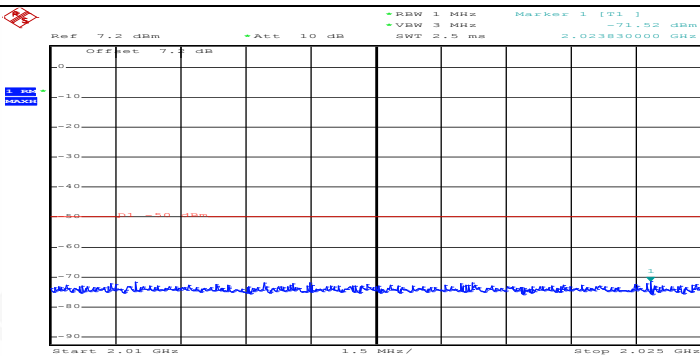
Channel Bandwidth=Lowest (1.4 MHz)_QPSK_MCH_1RB#0	
General	 <p>AAA Date: 16.OCT.2019 22:05:22</p>
General	 <p>AAA Date: 16.OCT.2019 22:05:34</p>

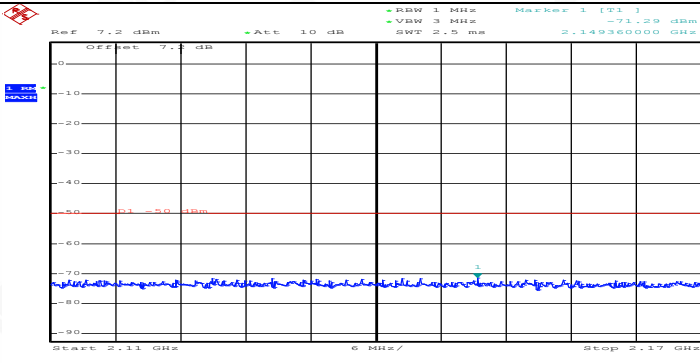
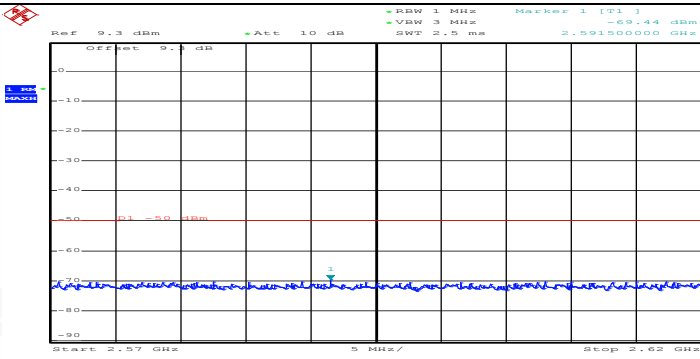
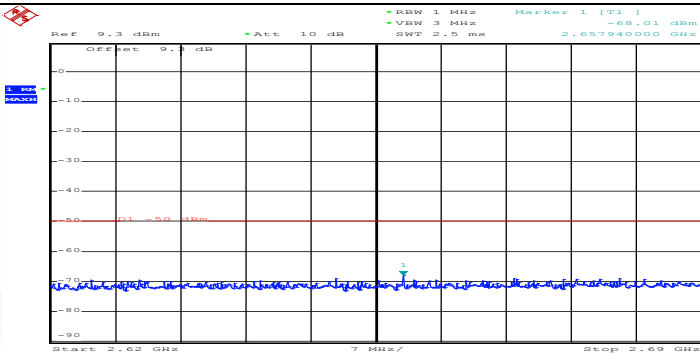
General	 <p>Ref: 18.7 dBm Att: 20 dB RBW: 100 kHz Marker 1 [T1] -57.69 dBm VSW: 300 kHz SWT: 100 ms 974.78000000 MHz</p> <p>Start: 30 MHz 97 MHz/ Stop: 1 GHz</p> <p>AAA Date: 16.OCT.2019 22:05:42</p>
General	 <p>Ref: 17.9 dBm Att: 30 dB RBW: 1 MHz Marker 1 [T1] -53.10 dBm VSW: 3 MHz SWT: 5 ms 1.730317000 GHz</p> <p>Start: 1 GHz 74.35 MHz/ Stop: 1.7435 GHz</p> <p>AAA Date: 16.OCT.2019 22:05:49</p>
General	 <p>Ref: 16.8 dBm Att: 30 dB RBW: 1 MHz Marker 1 [T1] -46.98 dBm VSW: 3 MHz SWT: 65 ms 4.343803000 GHz</p> <p>Start: 1.7515 GHz 324.85 MHz/ Stop: 5 GHz</p> <p>AAA Date: 16.OCT.2019 22:05:56</p>

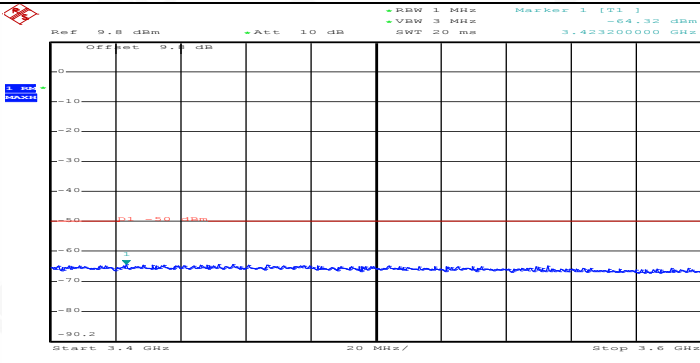
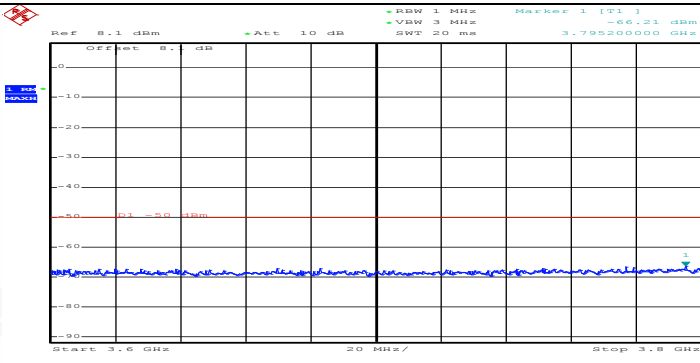


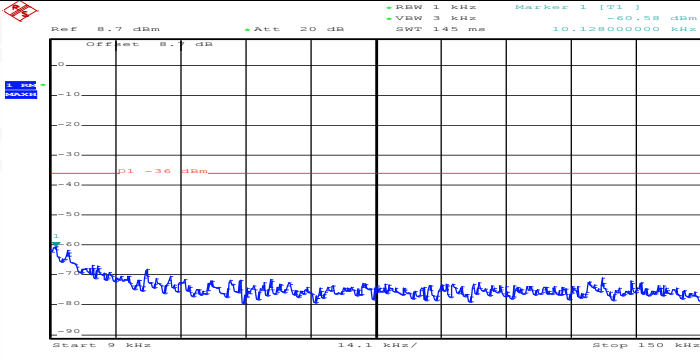
General	 <p>AAA Date: 16.OCT.2019 22:06:05</p>
Co-existence	 <p>AAA Date: 16.OCT.2019 22:06:12</p>
Co-existence	 <p>AAA Date: 16.OCT.2019 22:06:18</p>



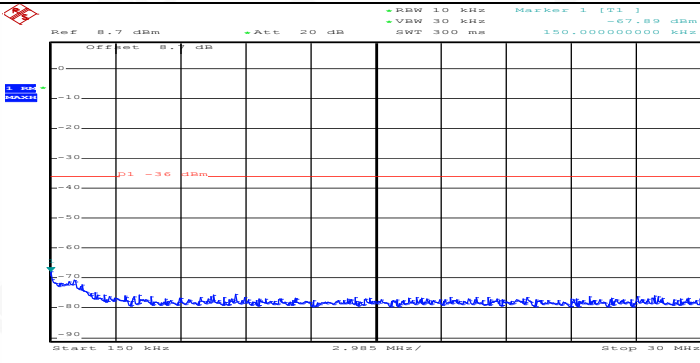
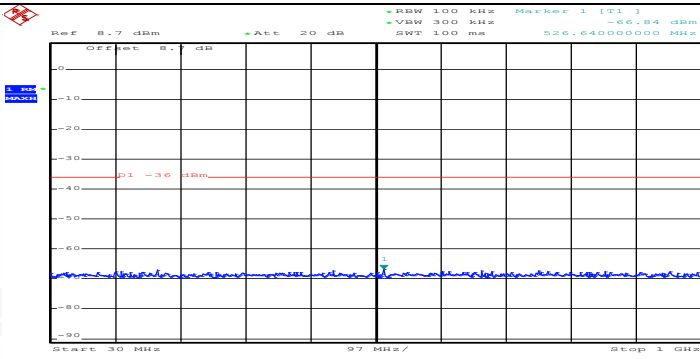
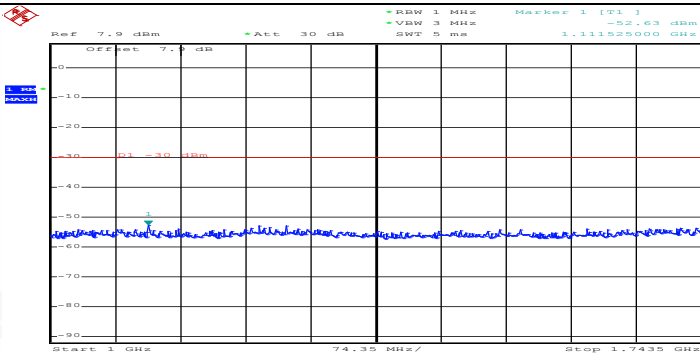
Co-existence	 <p>AAA Date: 16.OCT.2019 22:06:24</p>
Co-existence	 <p>AAA Date: 16.OCT.2019 22:06:30</p>
Co-existence	 <p>AAA Date: 16.OCT.2019 22:06:36</p>

Co-existence	 <p>AAA Date: 16.OCT.2019 22:06:42</p>
Co-existence	 <p>AAA Date: 16.OCT.2019 22:06:48</p>
Co-existence	 <p>AAA Date: 16.OCT.2019 22:06:55</p>

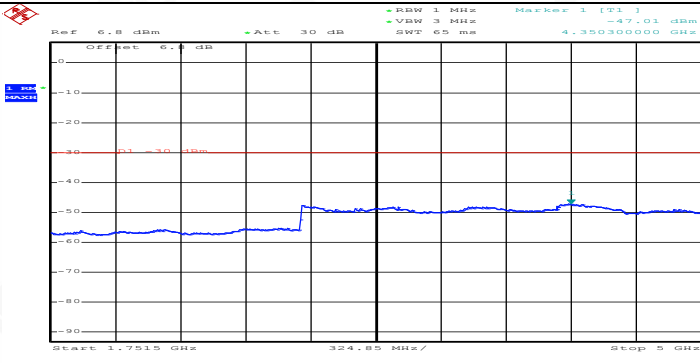
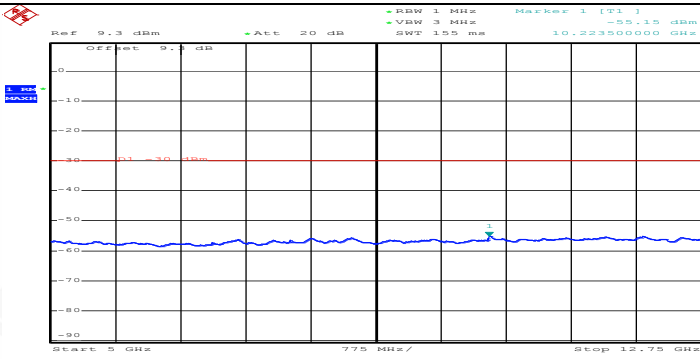
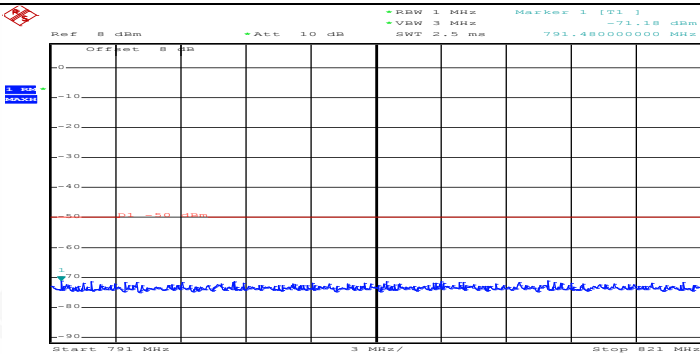
Co-existence	 <p>AAA Date: 16.OCT.2019 22:07:01</p>
Co-existence	 <p>AAA Date: 16.OCT.2019 22:07:07</p>
Additional	NA

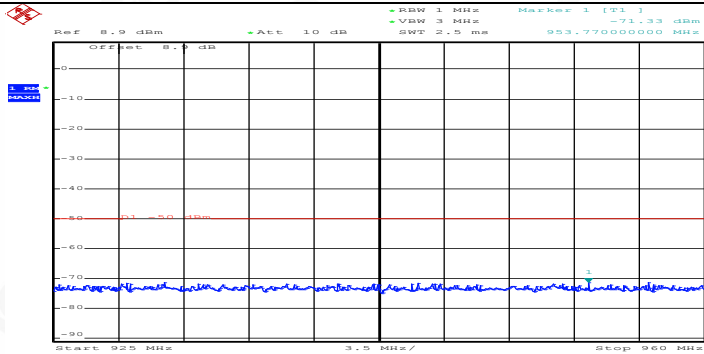
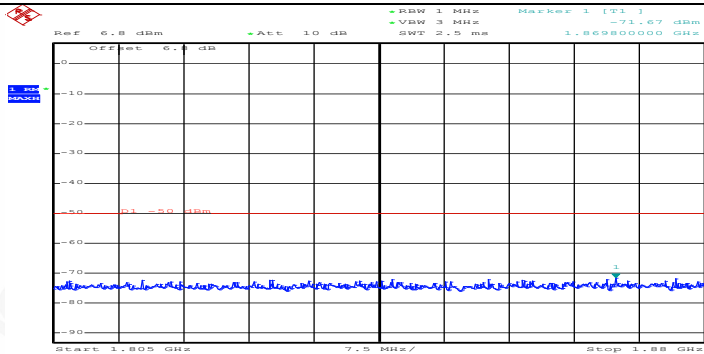
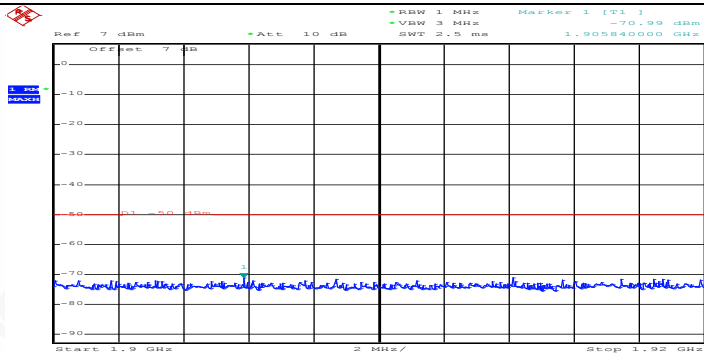
Channel Bandwidth=Lowest (1.4 MHz)_QPSK_MCH_1RB#max	
General	 <p>AAA Date: 16.OCT.2019 22:07:17</p>



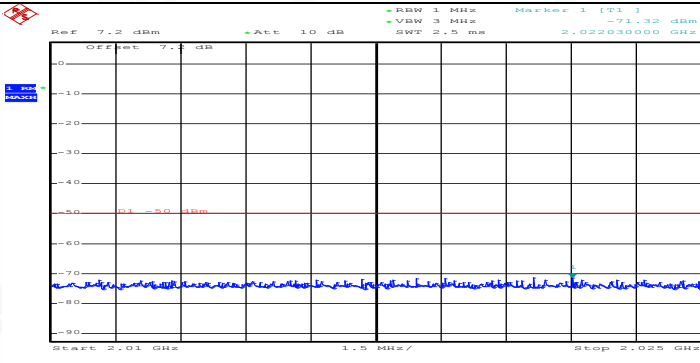
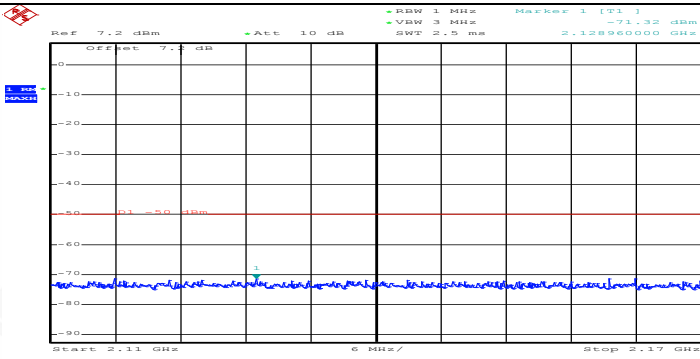
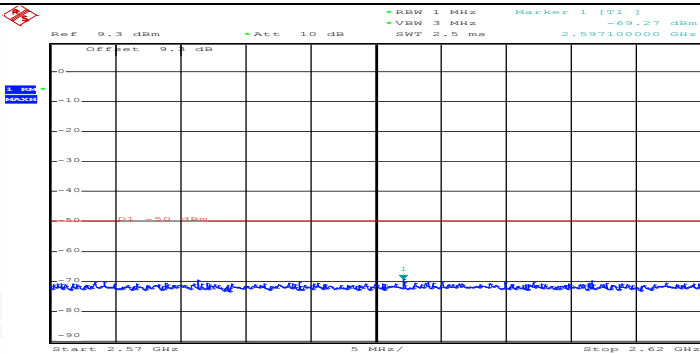
General	 <p>AAA Date: 16.OCT.2019 22:07:29</p>
General	 <p>AAA Date: 16.OCT.2019 22:07:37</p>
General	 <p>AAA Date: 16.OCT.2019 22:07:43</p>

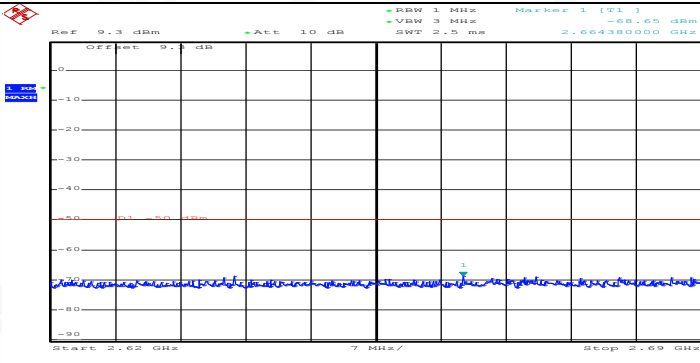
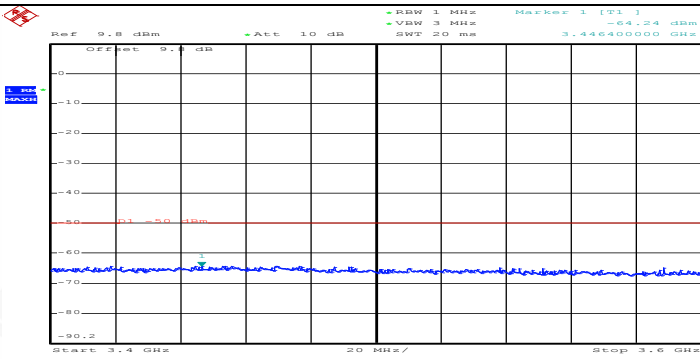
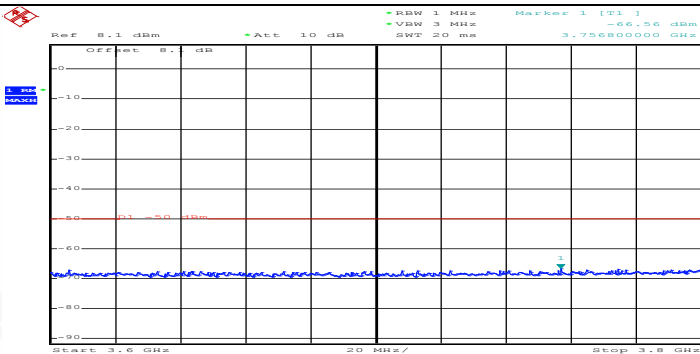


General	 <p>AAA Date: 16.OCT.2019 22:07:51</p>
General	 <p>AAA Date: 16.OCT.2019 22:08:00</p>
Co-existence	 <p>AAA Date: 16.OCT.2019 22:08:06</p>

Co-existence	 <p>AAA Date: 16.OCT.2019 22:08:12</p>
Co-existence	 <p>AAA Date: 16.OCT.2019 22:08:18</p>
Co-existence	 <p>AAA Date: 16.OCT.2019 22:08:25</p>

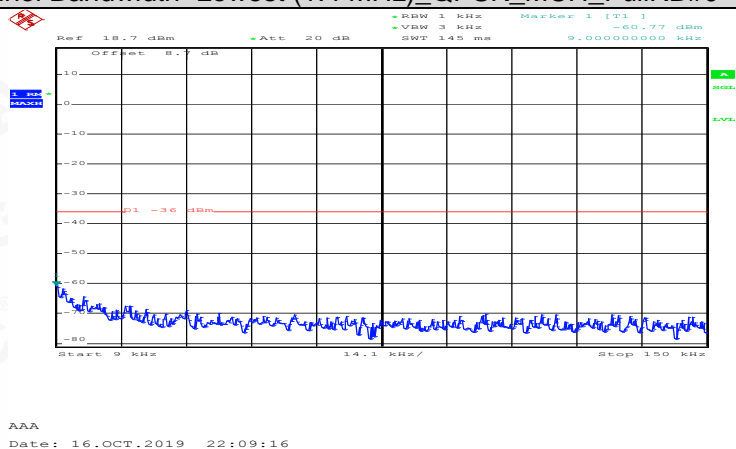


Co-existence	 <p>AAA Date: 16.OCT.2019 22:08:31</p>
Co-existence	 <p>AAA Date: 16.OCT.2019 22:08:37</p>
Co-existence	 <p>AAA Date: 16.OCT.2019 22:08:43</p>

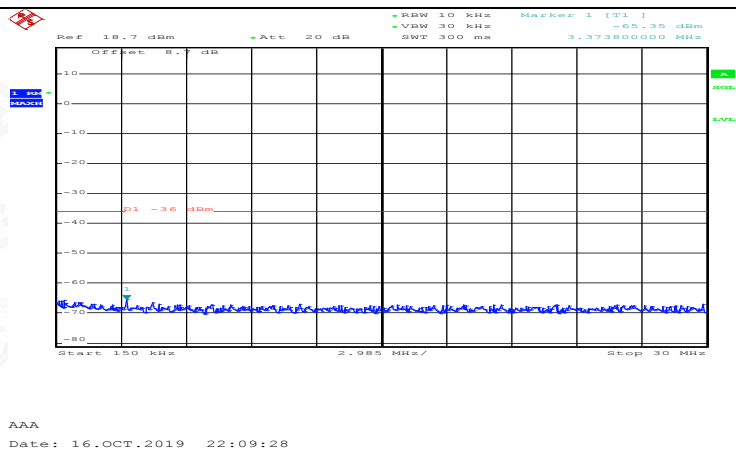
Co-existence	 <p>AAA Date: 16.OCT.2019 22:08:49</p>
Co-existence	 <p>AAA Date: 16.OCT.2019 22:08:56</p>
Co-existence	 <p>AAA Date: 16.OCT.2019 22:09:02</p>
Additional	NA

Channel Bandwidth=Lowest (1.4 MHz)\_QPSK\_MCH\_FullRB#0

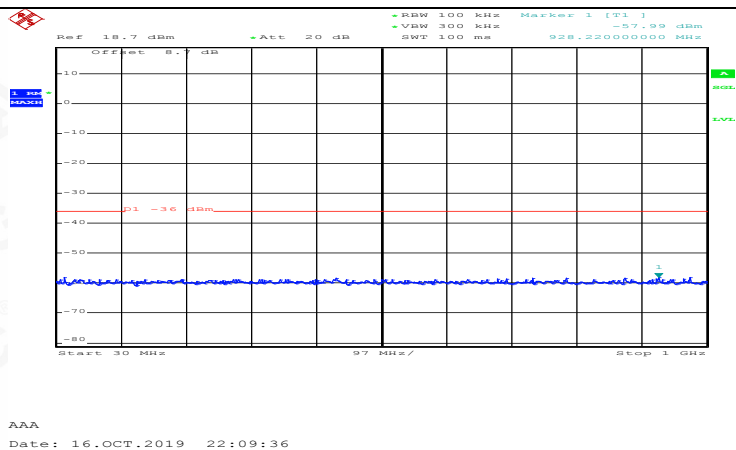
General



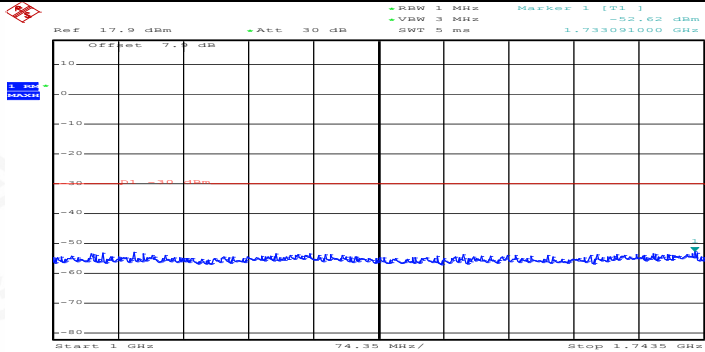
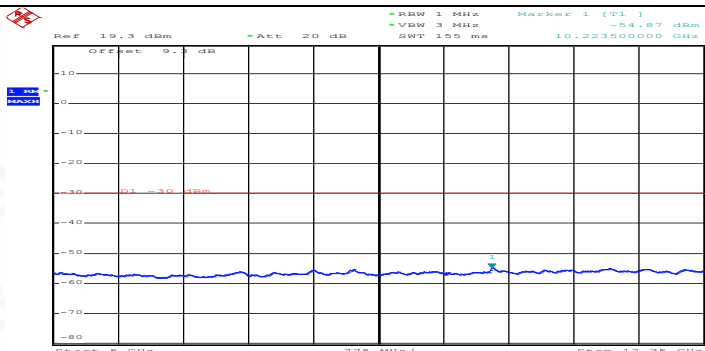
General

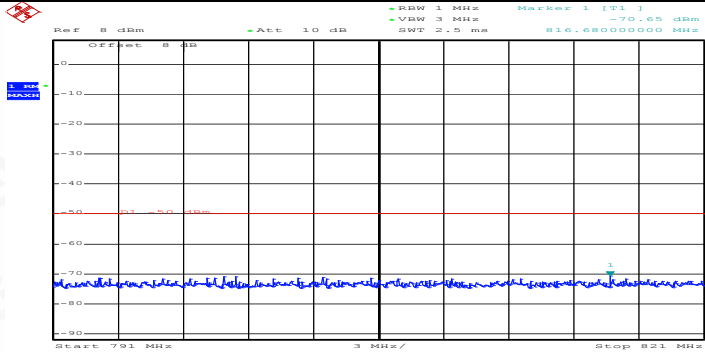
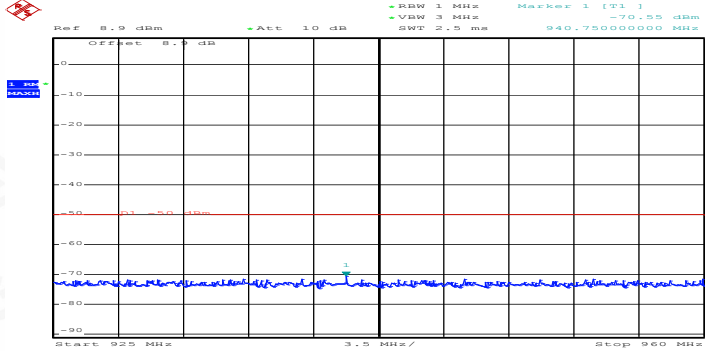
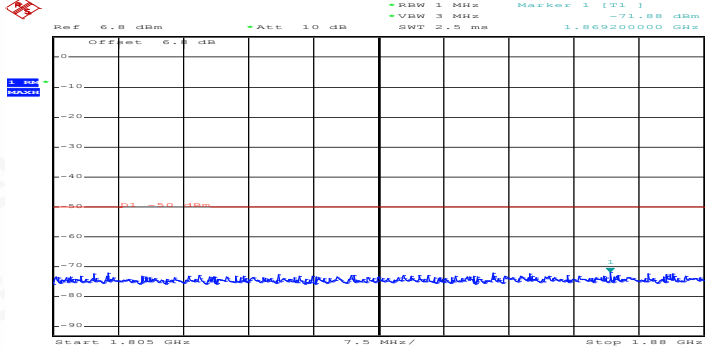


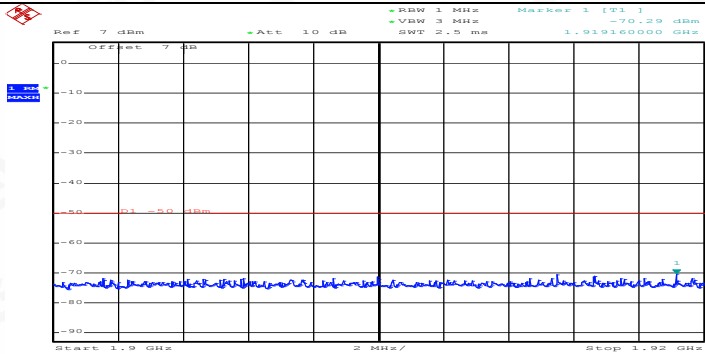
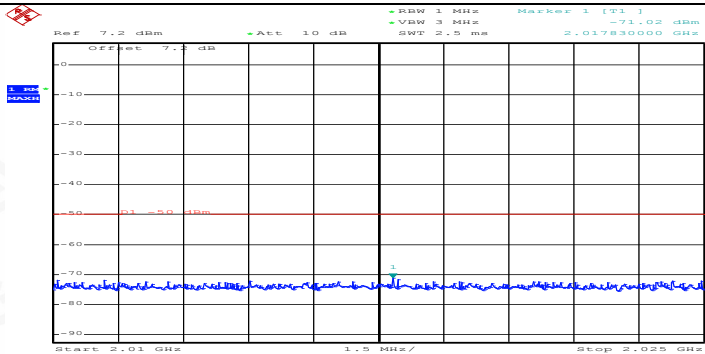
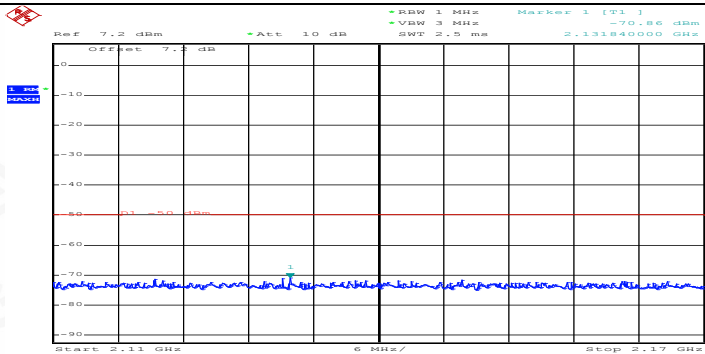
General

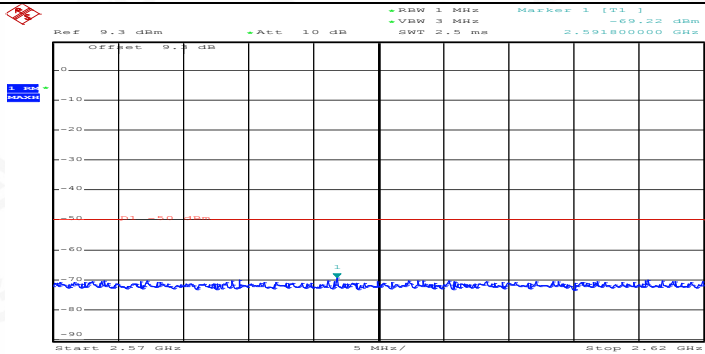
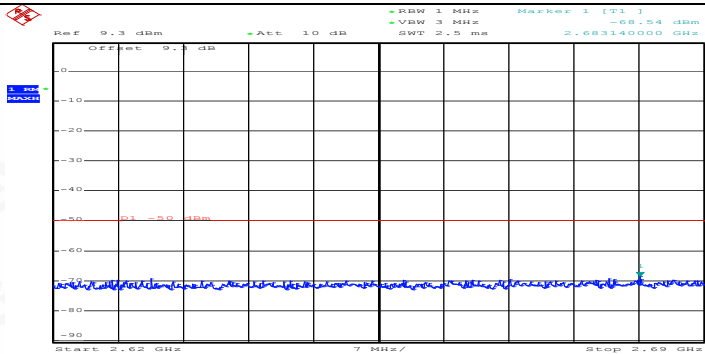
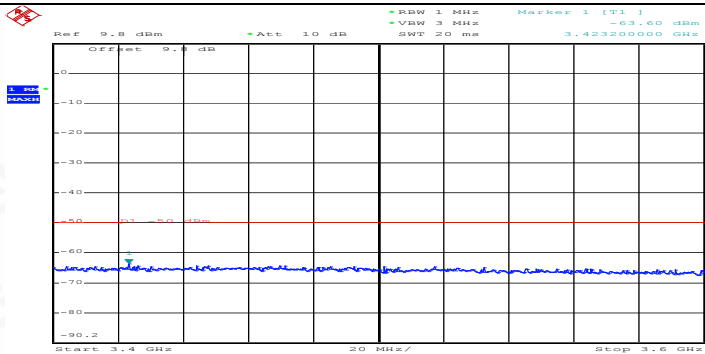




General	 <p>AAA Date: 16.OCT.2019 22:09:43</p>
General	 <p>AAA Date: 16.OCT.2019 22:09:50</p>
General	 <p>AAA Date: 16.OCT.2019 22:09:59</p>

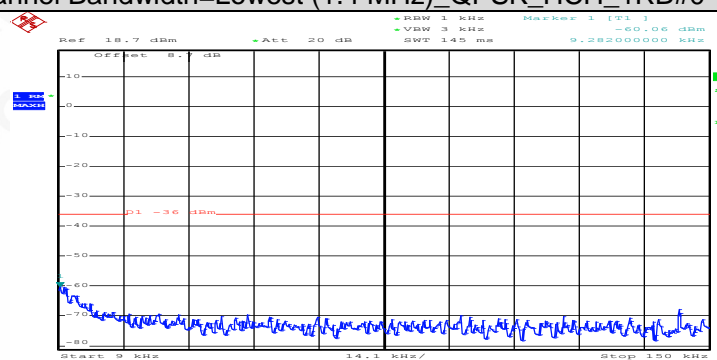
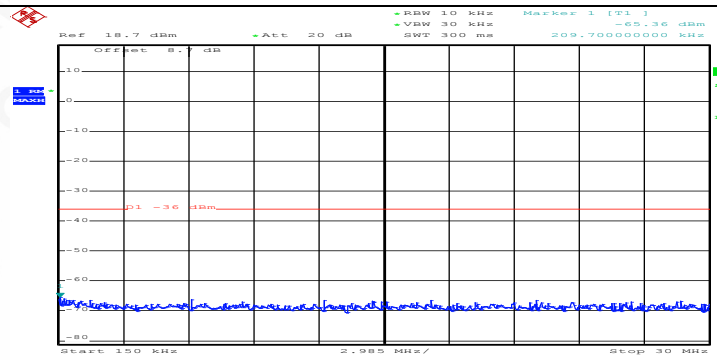
Co-existence	 <p>AAA Date: 16.OCT.2019 22:10:05</p>
Co-existence	 <p>AAA Date: 16.OCT.2019 22:10:11</p>
Co-existence	 <p>AAA Date: 16.OCT.2019 22:10:18</p>

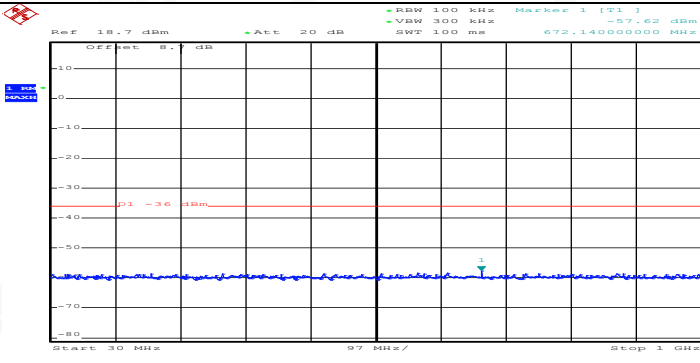
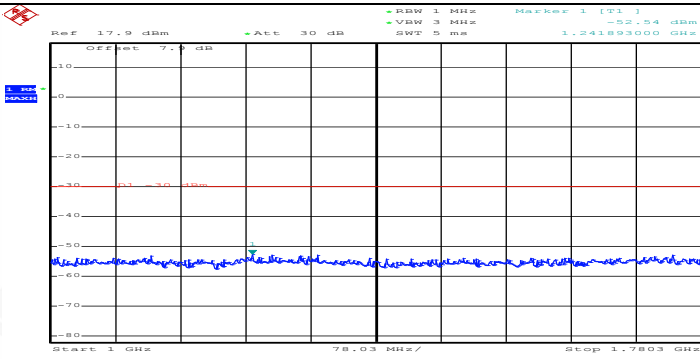
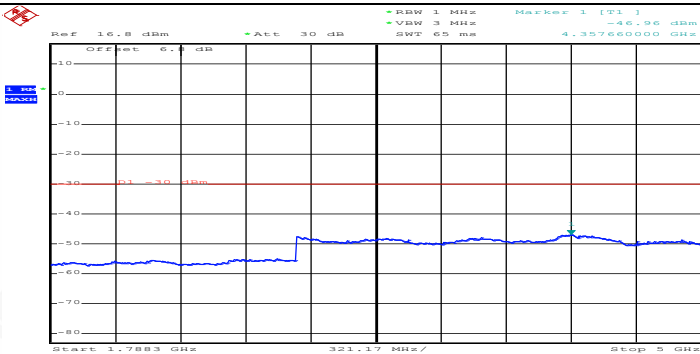
Co-existence	 <p>AAA Date: 16.OCT.2019 22:10:24</p>
Co-existence	 <p>AAA Date: 16.OCT.2019 22:10:30</p>
Co-existence	 <p>AAA Date: 16.OCT.2019 22:10:36</p>

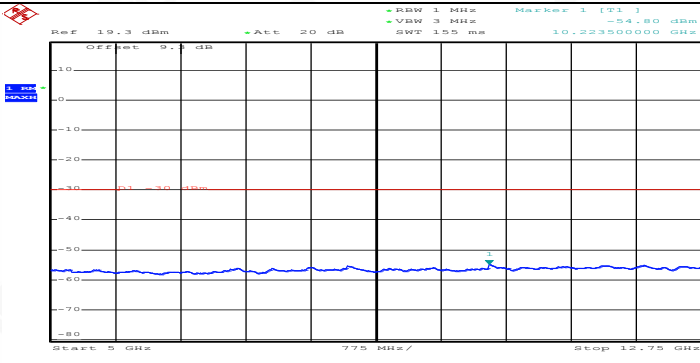
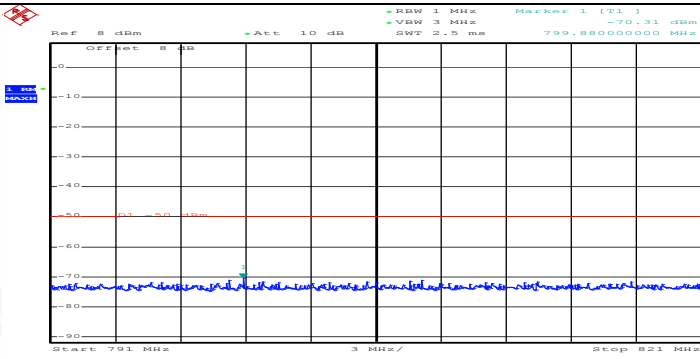
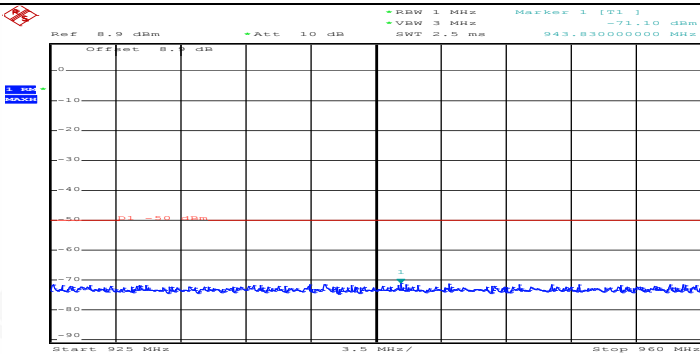
Co-existence	 <p>AAA Date: 16.OCT.2019 22:10:42</p>
Co-existence	 <p>AAA Date: 16.OCT.2019 22:10:49</p>
Co-existence	 <p>AAA Date: 16.OCT.2019 22:10:55</p>

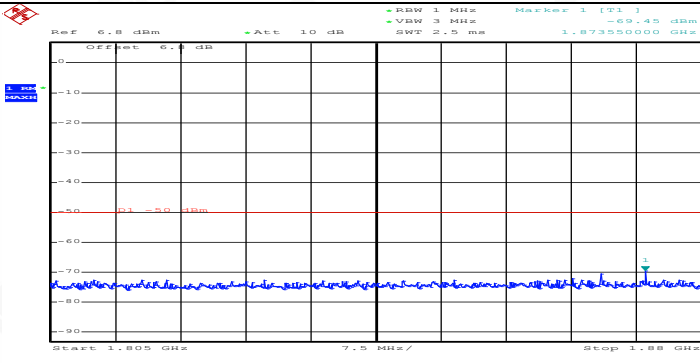
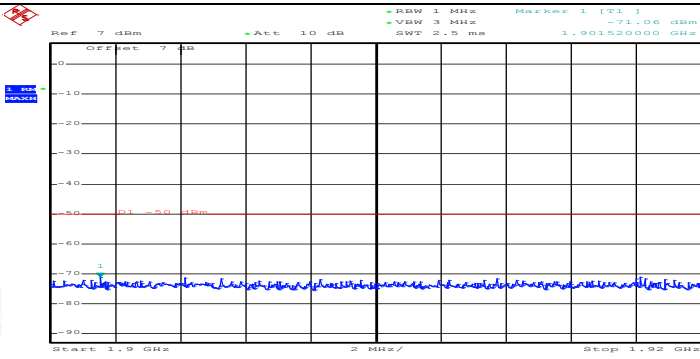
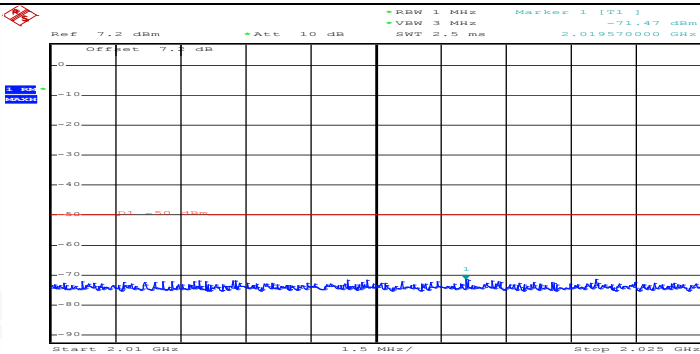


Co-existence	 <p>AAA Date: 16.OCT.2019 22:11:01</p>
Additional	NA

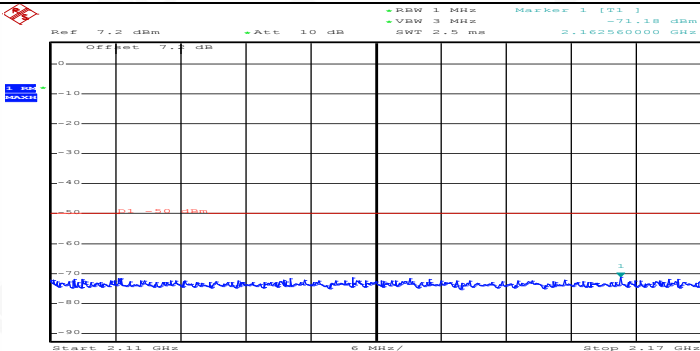
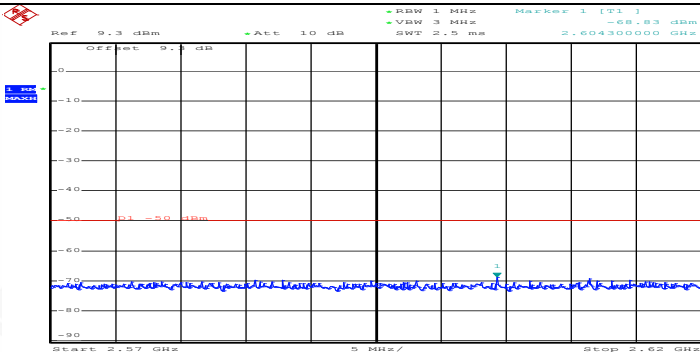
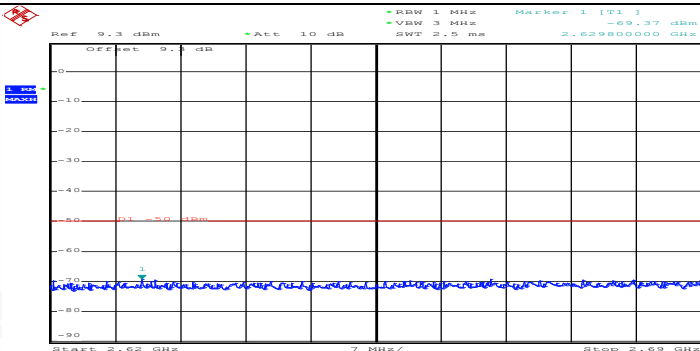
Channel Bandwidth=Lowest (1.4 MHz) QPSK_HCH_1RB#0	
General	 <p>AAA Date: 16.OCT.2019 22:11:15</p>
General	 <p>AAA Date: 16.OCT.2019 22:11:27</p>

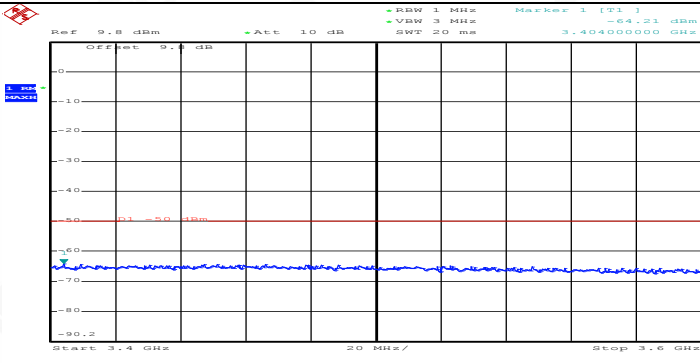
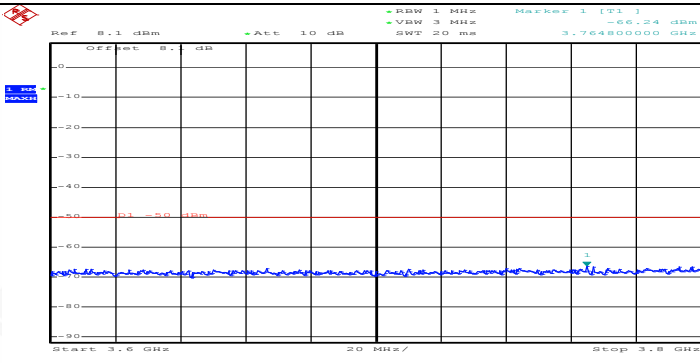
General	 <p>AAA Date: 16.OCT.2019 22:11:35</p>
General	 <p>AAA Date: 16.OCT.2019 22:11:42</p>
General	 <p>AAA Date: 16.OCT.2019 22:11:49</p>

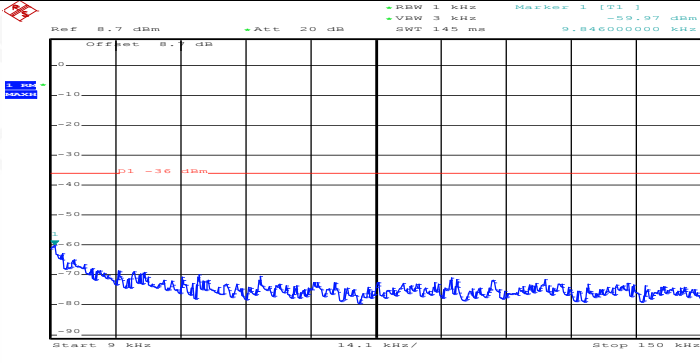
General	 <p>AAA Date: 16.OCT.2019 22:11:58</p>
Co-existence	 <p>AAA Date: 16.OCT.2019 22:12:04</p>
Co-existence	 <p>AAA Date: 16.OCT.2019 22:12:10</p>

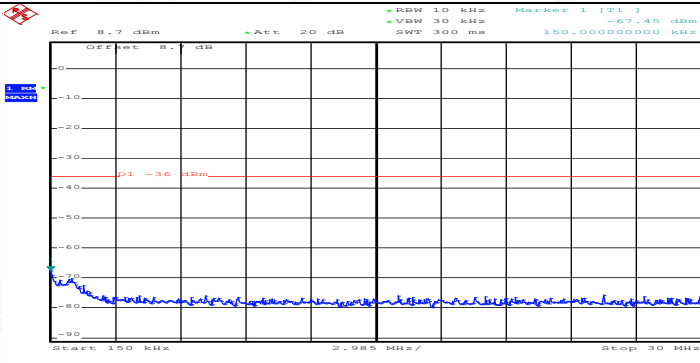
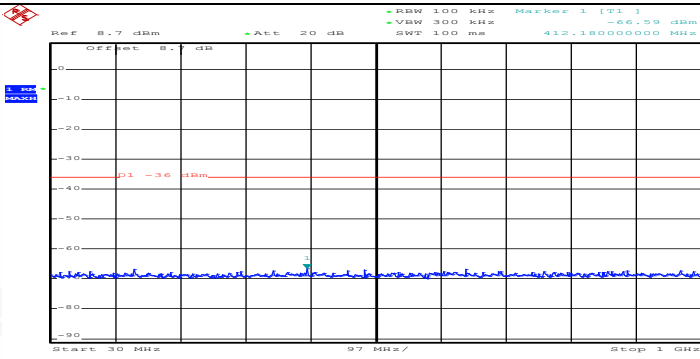
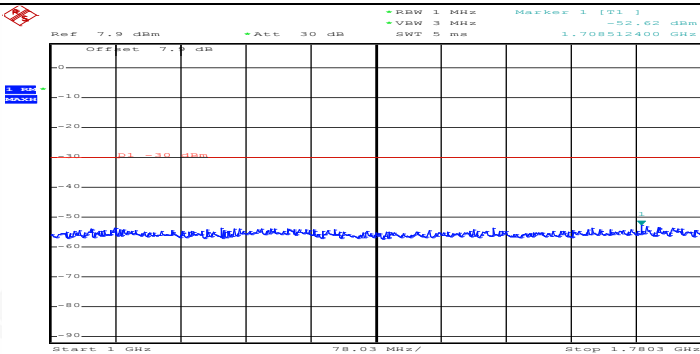
Co-existence	 <p>AAA Date: 16.OCT.2019 22:12:17</p>
Co-existence	 <p>AAA Date: 16.OCT.2019 22:12:23</p>
Co-existence	 <p>AAA Date: 16.OCT.2019 22:12:29</p>



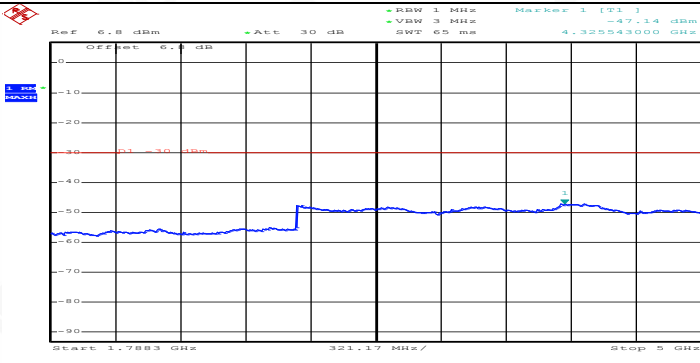
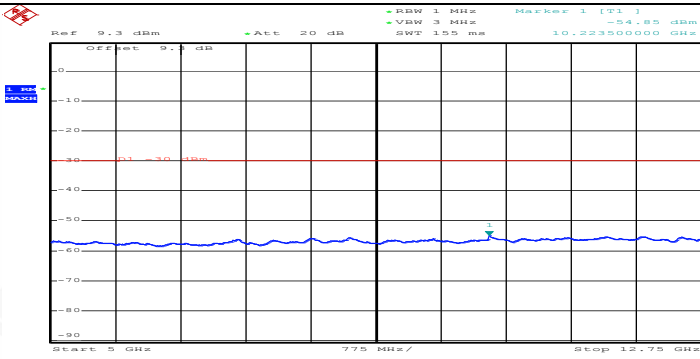
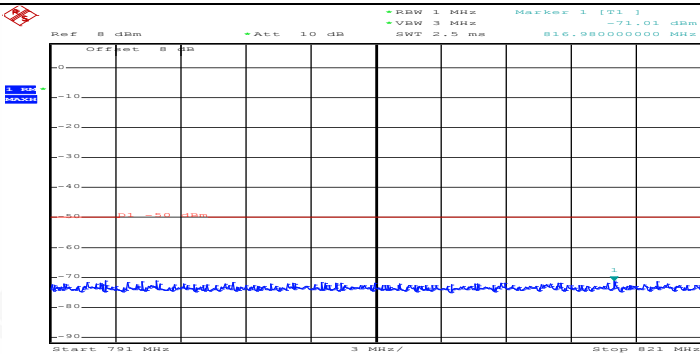
Co-existence	 <p>AAA Date: 16.OCT.2019 22:12:35</p>
Co-existence	 <p>AAA Date: 16.OCT.2019 22:12:41</p>
Co-existence	 <p>AAA Date: 16.OCT.2019 22:12:48</p>

Co-existence	 <p>AAA Date: 16.OCT.2019 22:12:54</p>
Co-existence	 <p>AAA Date: 16.OCT.2019 22:13:00</p>
Additional	NA

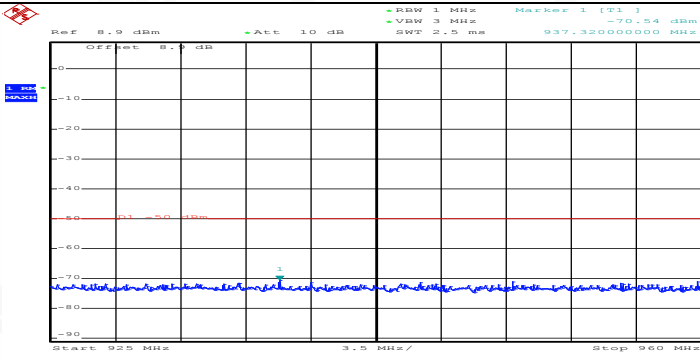
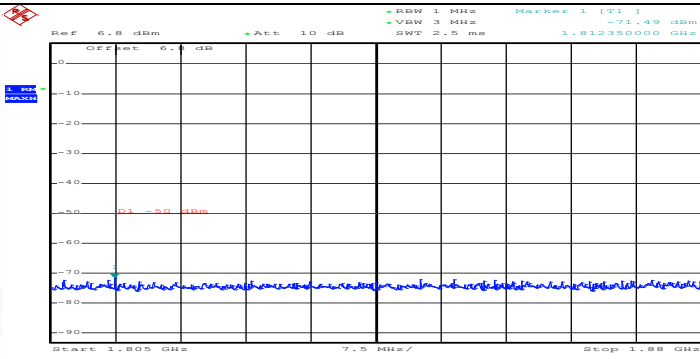
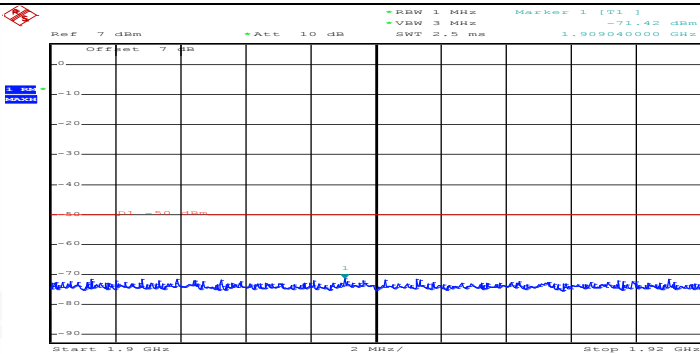
Channel Bandwidth=Lowest (1.4 MHz)_QPSK_HCH_1RB#max	
General	 <p>AAA Date: 16.OCT.2019 22:13:09</p>

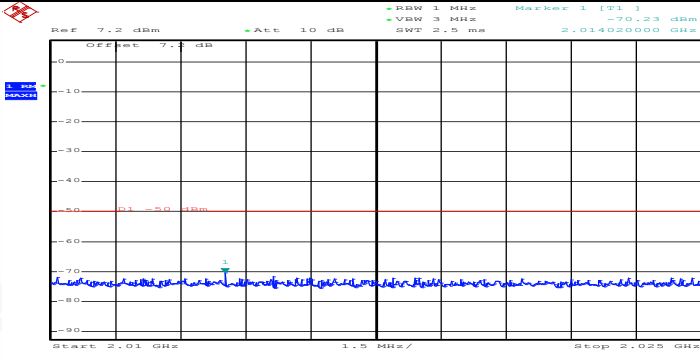
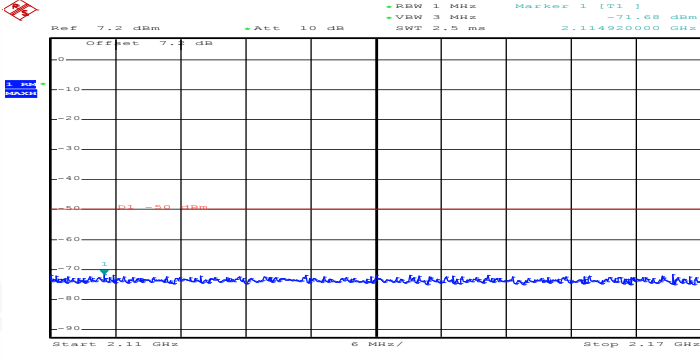
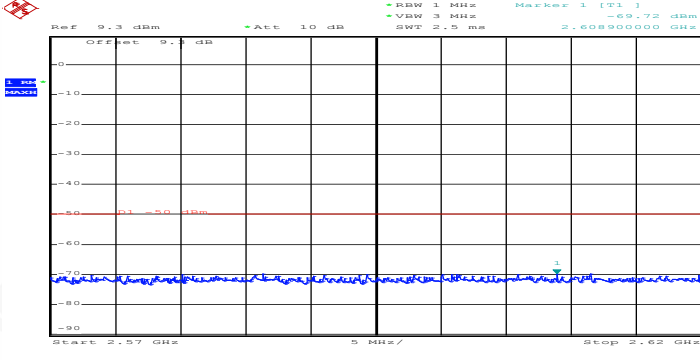
General	 <p>Ref: 8.7 dBm, Att: 20 dB, RBW: 10 kHz, Marker 1: [T1], -67.45 dBm, VSW: 30 kHz, SWT: 100 ms, 150.00000000 MHz</p> <p>Start: 150 kHz, 2.985 MHz/, Stop: 30 MHz</p> <p>AAA Date: 16.OCT.2019 22:13:22</p>
General	 <p>Ref: 8.7 dBm, Att: 20 dB, RBW: 100 kHz, Marker 1: [T1], -66.59 dBm, VSW: 300 kHz, SWT: 100 ms, 412.18000000 MHz</p> <p>Start: 30 MHz, 97 MHz/, Stop: 1 GHz</p> <p>AAA Date: 16.OCT.2019 22:13:30</p>
General	 <p>Ref: 7.9 dBm, Att: 30 dB, RBW: 1 MHz, Marker 1: [T1], -62.62 dBm, VSW: 3 MHz, SWT: 5 ms, 1.708512400 GHz</p> <p>Start: 1 GHz, 78.03 MHz/, Stop: 1.7803 GHz</p> <p>AAA Date: 16.OCT.2019 22:13:36</p>

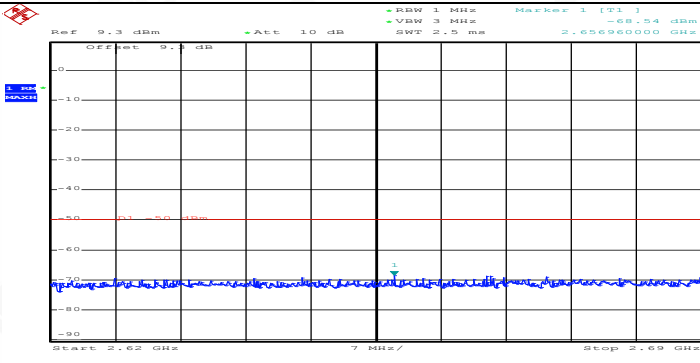
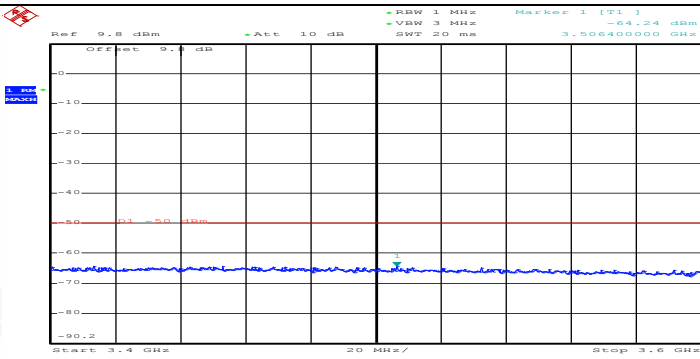
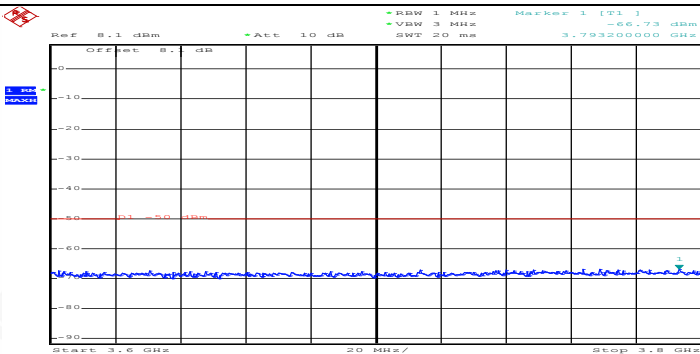


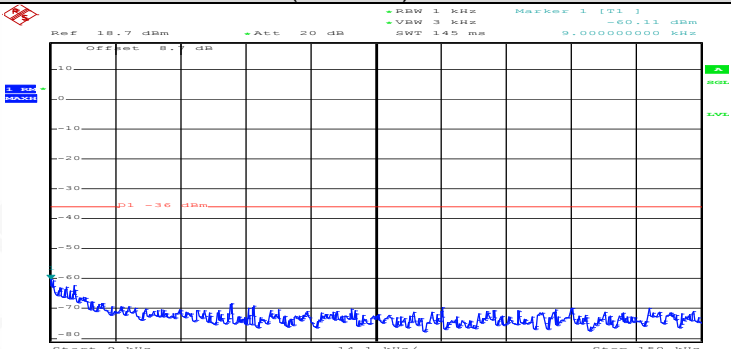
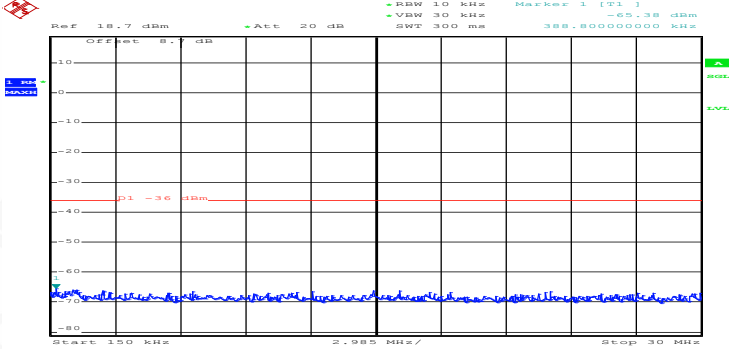
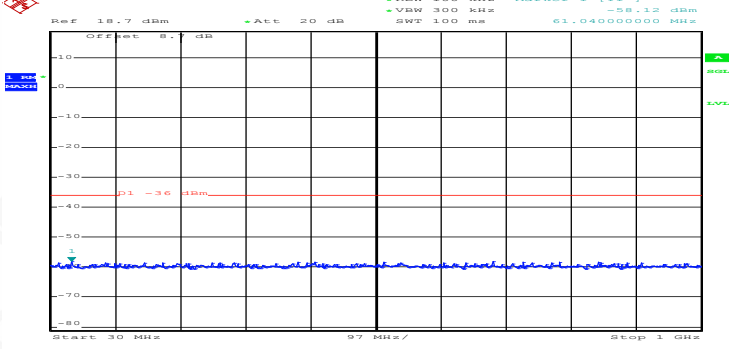
General	 <p>AAA Date: 16.OCT.2019 22:13:43</p>
General	 <p>AAA Date: 16.OCT.2019 22:13:53</p>
Co-existence	 <p>AAA Date: 16.OCT.2019 22:13:59</p>



Co-existence	 <p>AAA Date: 16.OCT.2019 22:14:05</p>
Co-existence	 <p>AAA Date: 16.OCT.2019 22:14:11</p>
Co-existence	 <p>AAA Date: 16.OCT.2019 22:14:17</p>

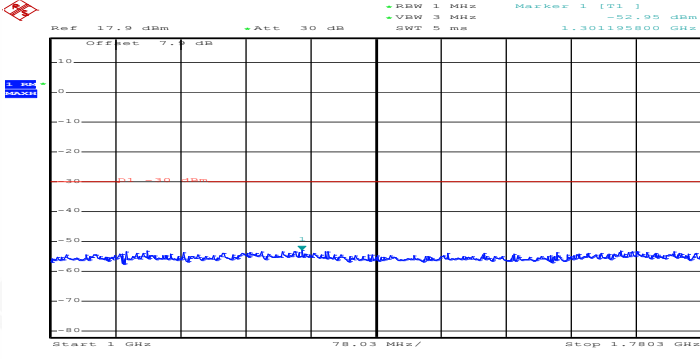
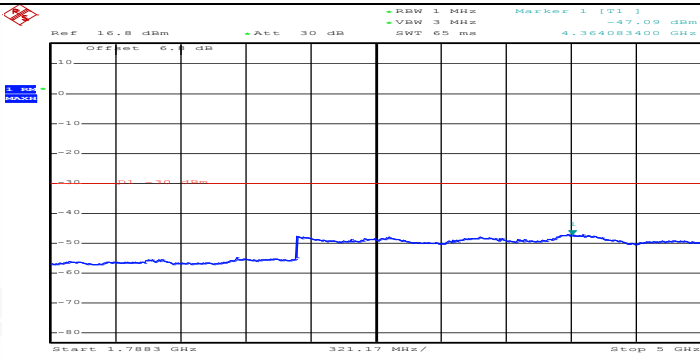
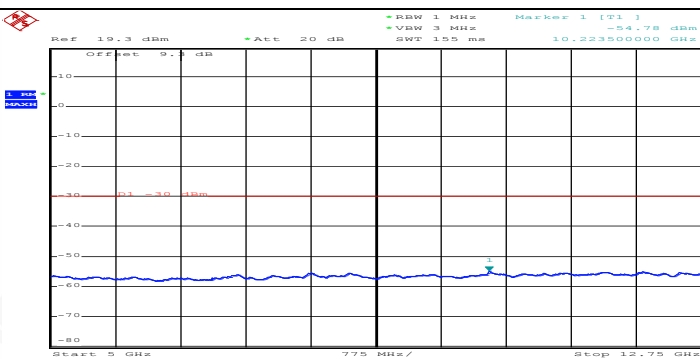
Co-existence	 <p>AAA Date: 16.OCT.2019 22:14:24</p>
Co-existence	 <p>AAA Date: 16.OCT.2019 22:14:30</p>
Co-existence	 <p>AAA Date: 16.OCT.2019 22:14:36</p>

Co-existence	 <p>AAA Date: 16.OCT.2019 22:14:42</p>
Co-existence	 <p>AAA Date: 16.OCT.2019 22:14:48</p>
Co-existence	 <p>AAA Date: 16.OCT.2019 22:14:55</p>
Additional	NA

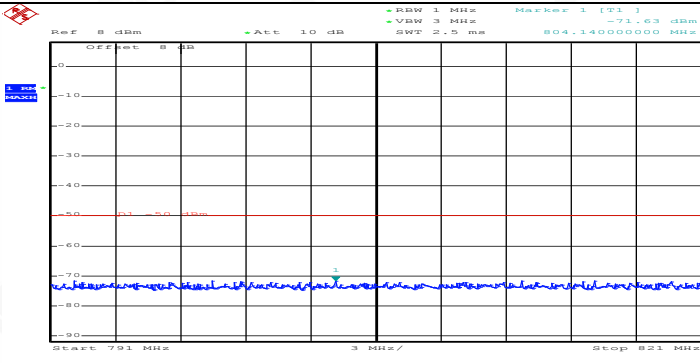
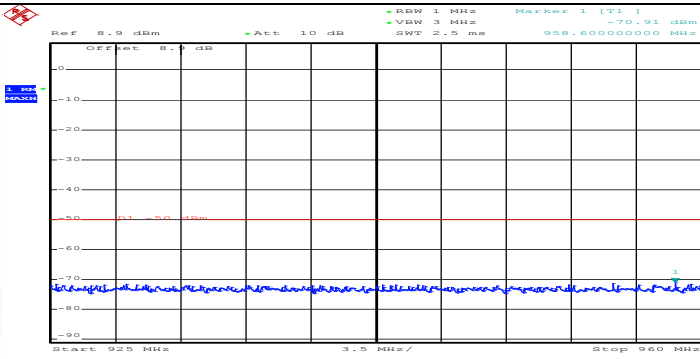
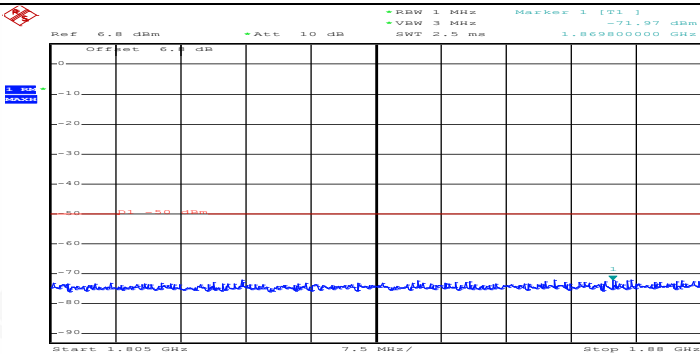
Channel Bandwidth=Lowest (1.4 MHz)_QPSK_HCH_FullIRB#0	
General	 <p>AAA Date: 16.OCT.2019 22:15:09</p>
General	 <p>AAA Date: 16.OCT.2019 22:15:21</p>
General	 <p>AAA Date: 16.OCT.2019 22:15:29</p>

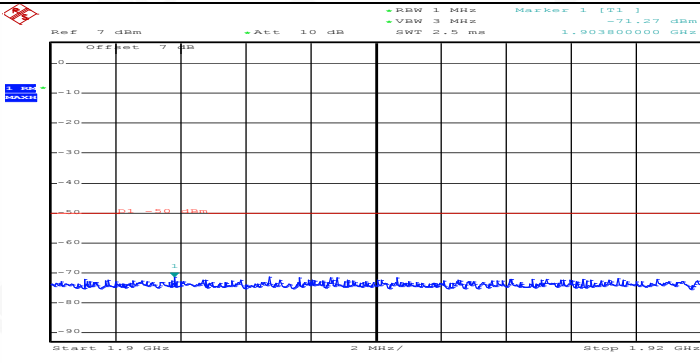
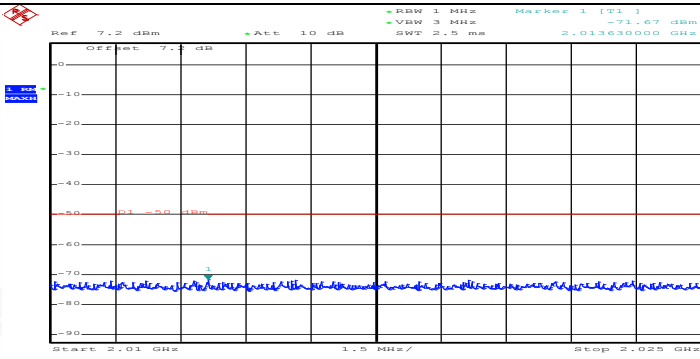
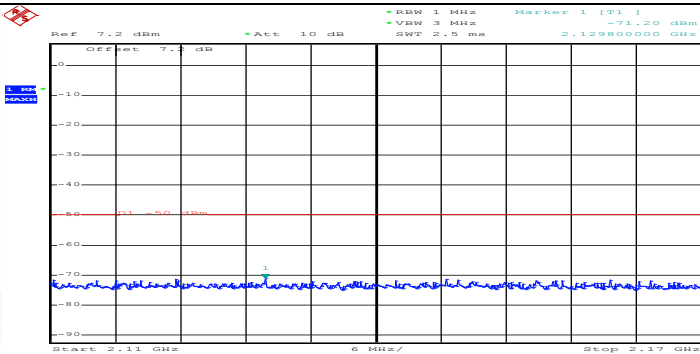


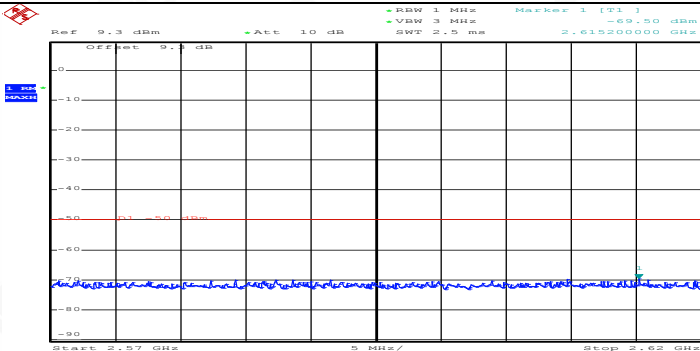
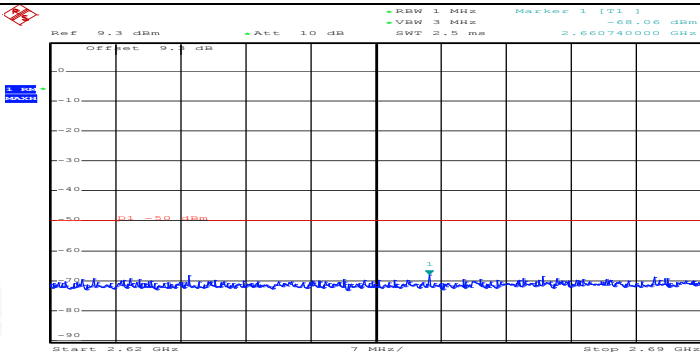
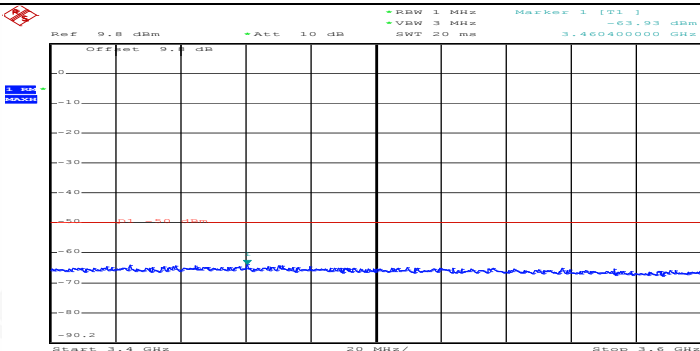


General	 <p>AAA Date: 16.OCT.2019 22:15:35</p>
General	 <p>AAA Date: 16.OCT.2019 22:15:43</p>
General	 <p>AAA Date: 16.OCT.2019 22:15:52</p>

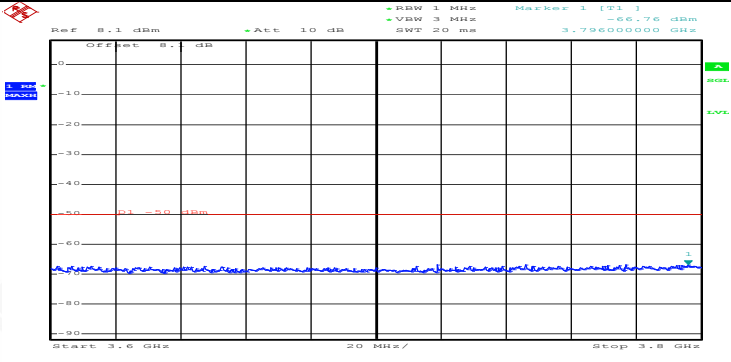


Co-existence	 <p>AAA Date: 16.OCT.2019 22:15:58</p>
Co-existence	 <p>AAA Date: 16.OCT.2019 22:16:04</p>
Co-existence	 <p>AAA Date: 16.OCT.2019 22:16:10</p>

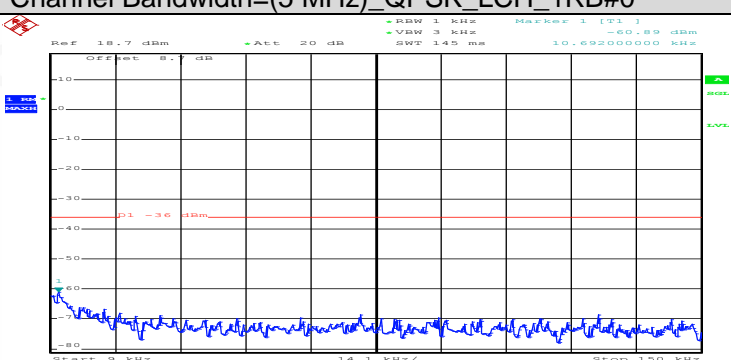
Co-existence	 <p>AAA Date: 16.OCT.2019 22:16:17</p>
Co-existence	 <p>AAA Date: 16.OCT.2019 22:16:23</p>
Co-existence	 <p>AAA Date: 16.OCT.2019 22:16:29</p>

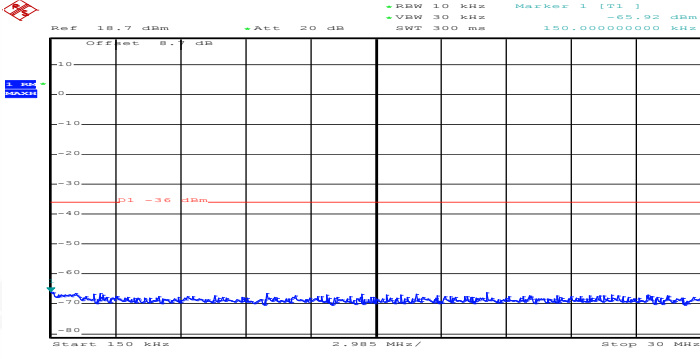
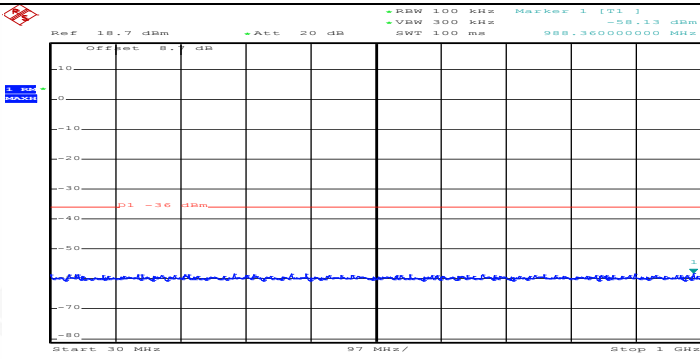
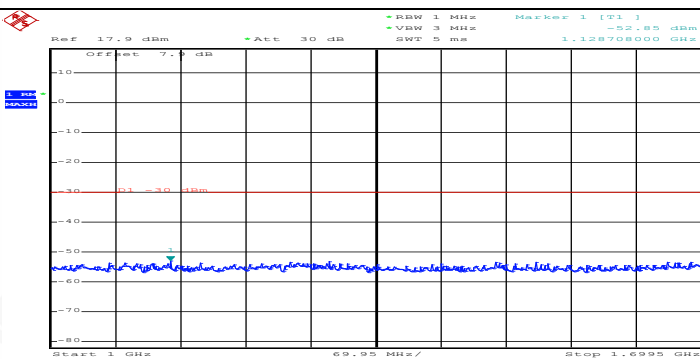
Co-existence	 <p>AAA Date: 16.OCT.2019 22:16:35</p>
Co-existence	 <p>AAA Date: 16.OCT.2019 22:16:41</p>
Co-existence	 <p>AAA Date: 16.OCT.2019 22:16:48</p>

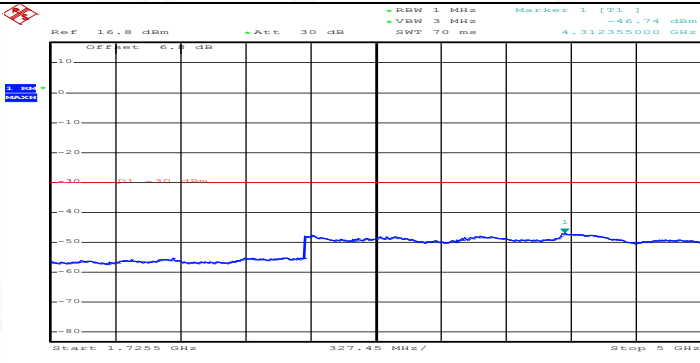
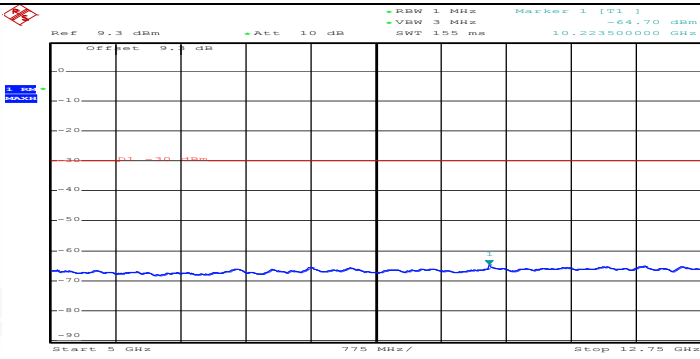
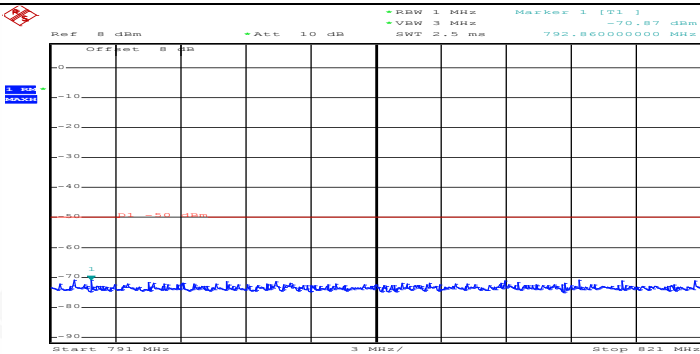


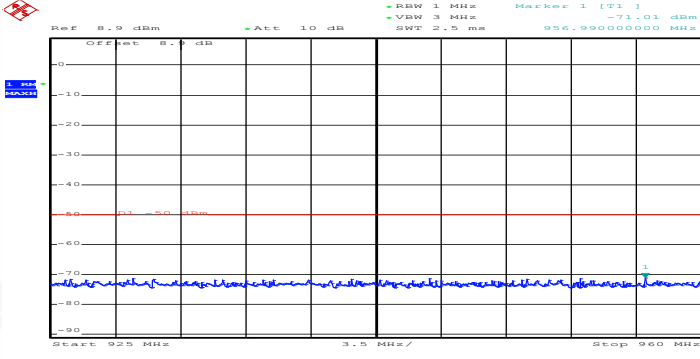
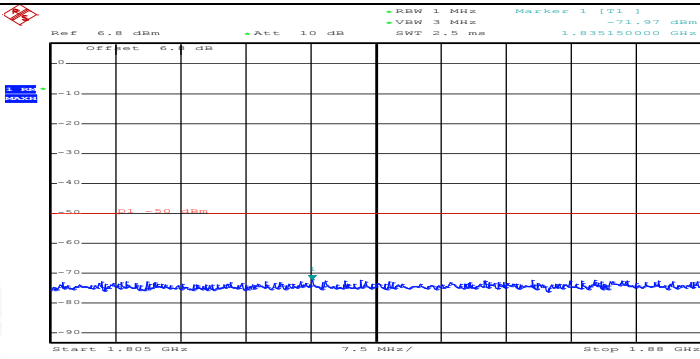
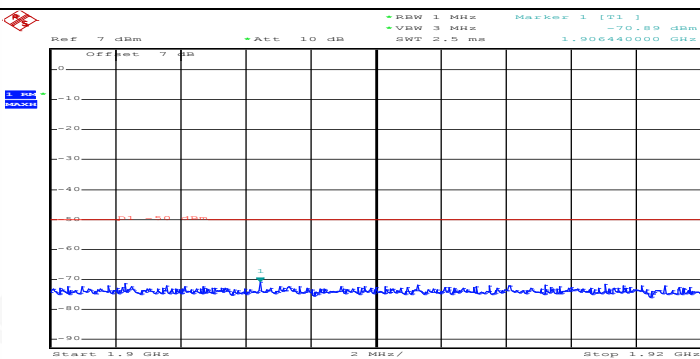
Co-existence	 <p>AAA Date: 16.OCT.2019 22:16:54</p>
Additional	NA

Channel Bandwidth= (5 MHz)

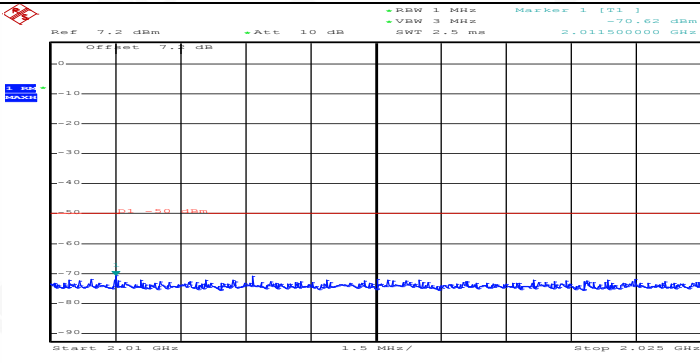
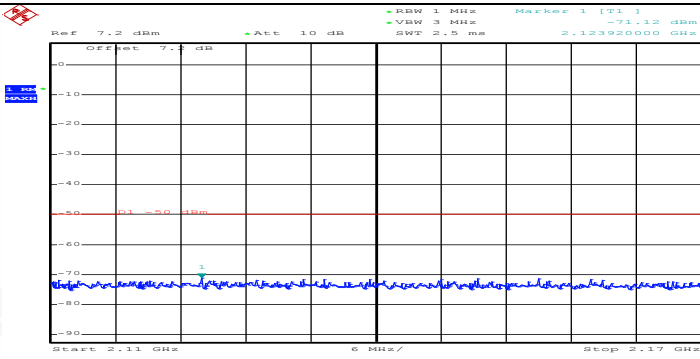
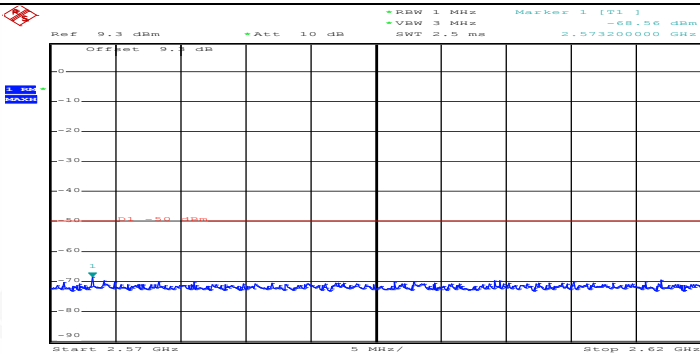
Channel Bandwidth=(5 MHz)_QPSK_LCH_1RB#0	
General	 <p>AAA Date: 16.OCT.2019 22:17:08</p>

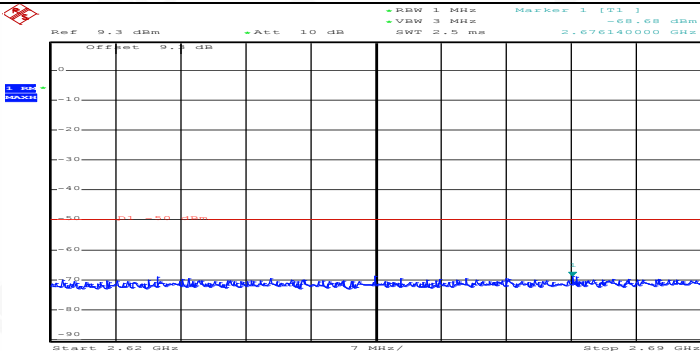
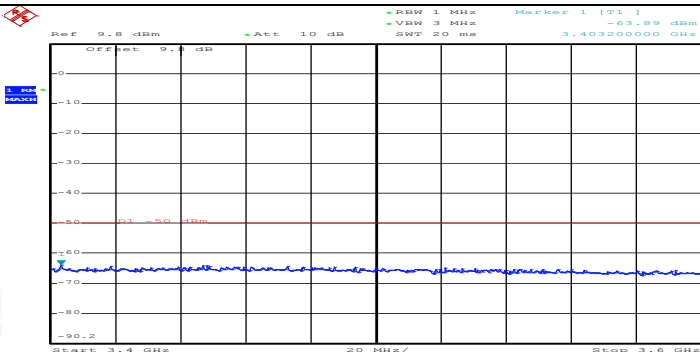
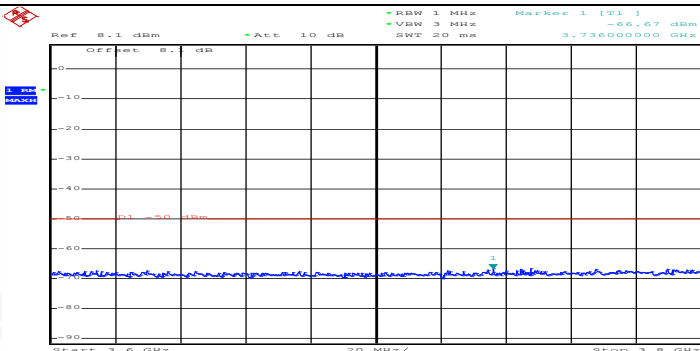
General	 <p>AAA Date: 16.OCT.2019 22:17:20</p>
General	 <p>AAA Date: 16.OCT.2019 22:17:28</p>
General	 <p>AAA Date: 16.OCT.2019 22:17:35</p>

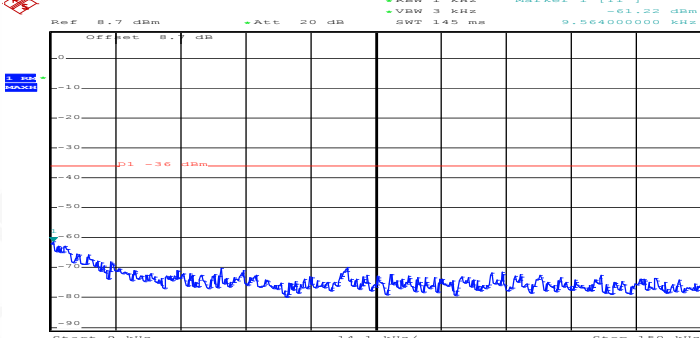
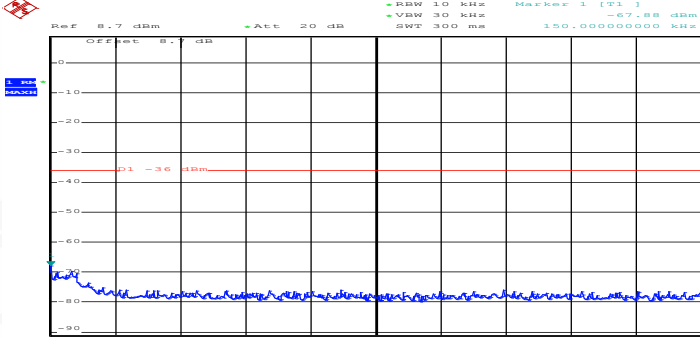
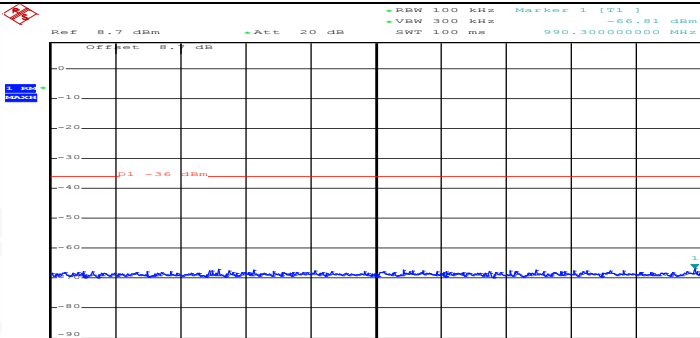
General	 <p>AAA Date: 16.OCT.2019 22:17:42</p>
General	 <p>AAA Date: 16.OCT.2019 22:17:51</p>
Co-existence	 <p>AAA Date: 16.OCT.2019 22:17:57</p>

Co-existence	 <p>AAA Date: 16.OCT.2019 22:18:03</p>
Co-existence	 <p>AAA Date: 16.OCT.2019 22:18:09</p>
Co-existence	 <p>AAA Date: 16.OCT.2019 22:18:15</p>

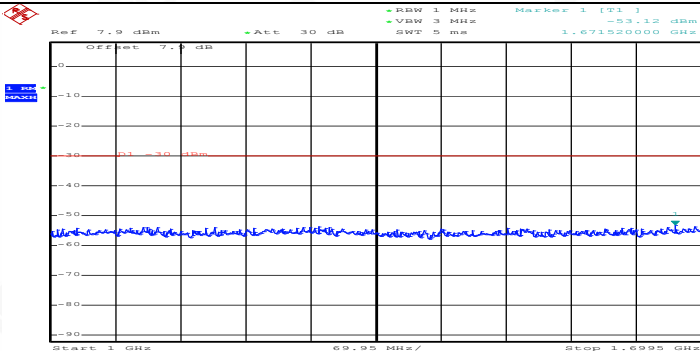
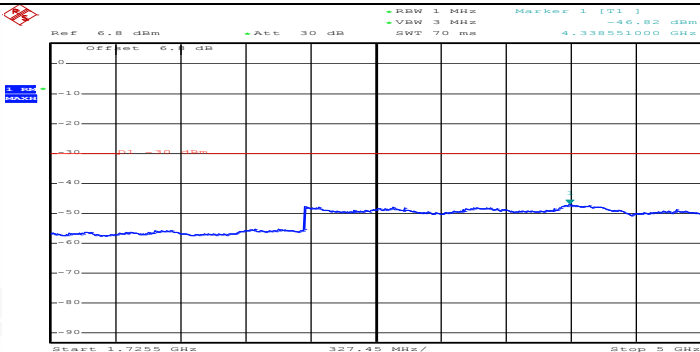
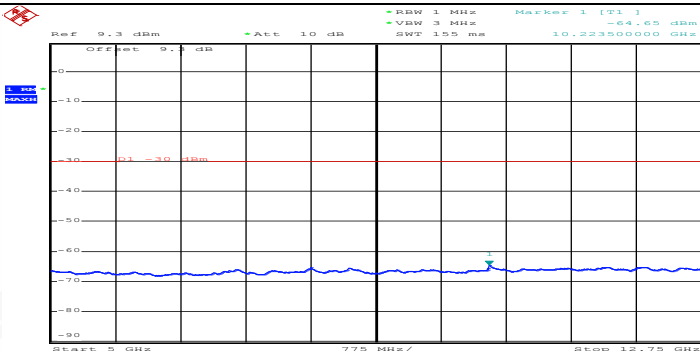


Co-existence	 <p>AAA Date: 16.OCT.2019 22:18:22</p>
Co-existence	 <p>AAA Date: 16.OCT.2019 22:18:28</p>
Co-existence	 <p>AAA Date: 16.OCT.2019 22:18:34</p>

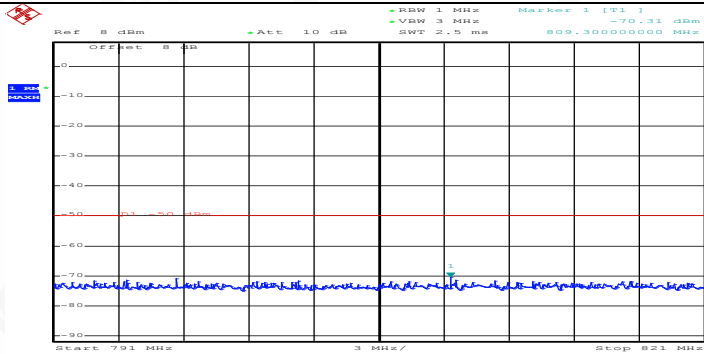
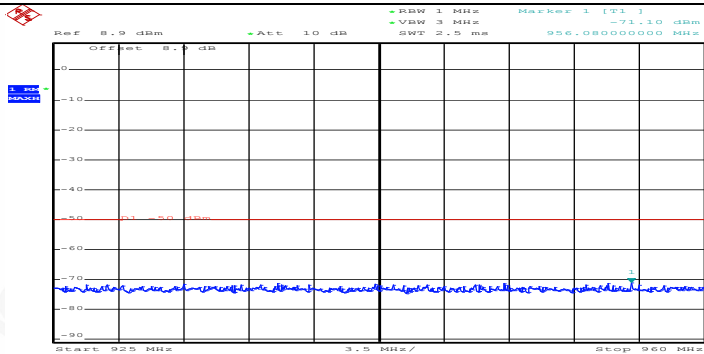
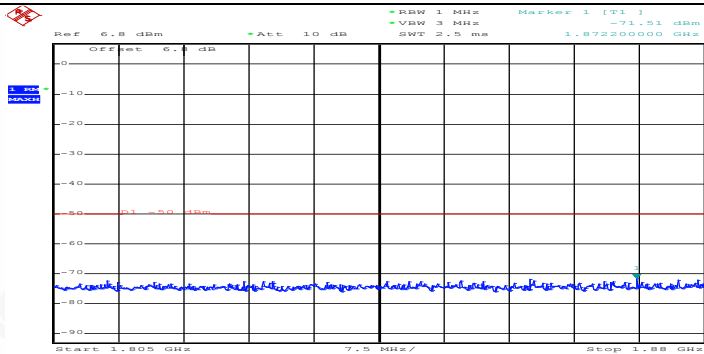
Co-existence	 <p>AAA Date: 16.OCT.2019 22:18:40</p>
Co-existence	 <p>AAA Date: 16.OCT.2019 22:18:46</p>
Co-existence	 <p>AAA Date: 16.OCT.2019 22:18:53</p>
Additional	NA

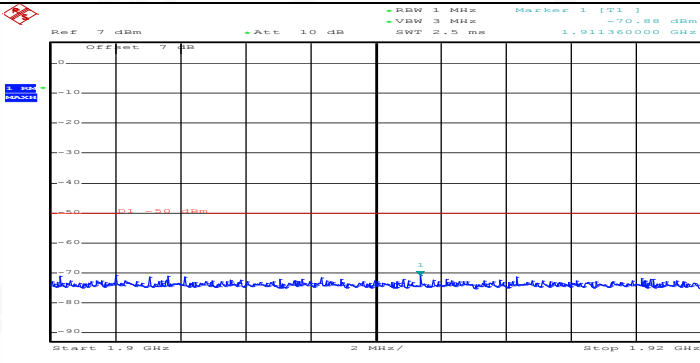
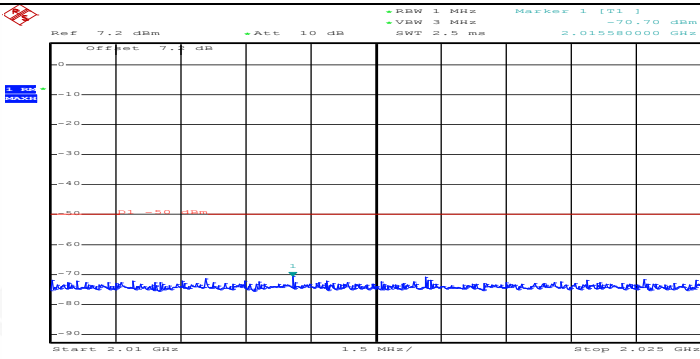
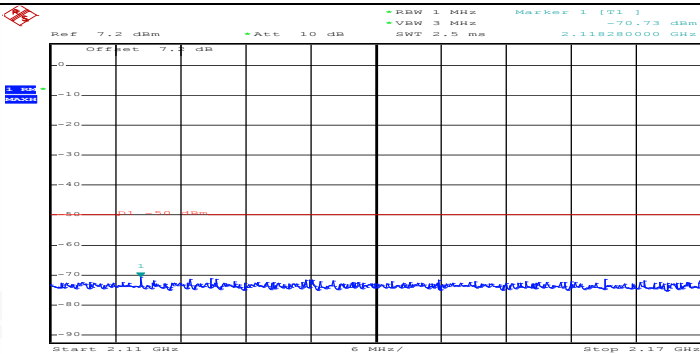
Channel Bandwidth= (5 MHz)_QPSK_LCH_1RB#max	
General	 <p>AAA Date: 16.OCT.2019 22:19:02</p>
General	 <p>AAA Date: 16.OCT.2019 22:19:14</p>
General	 <p>AAA Date: 16.OCT.2019 22:19:22</p>

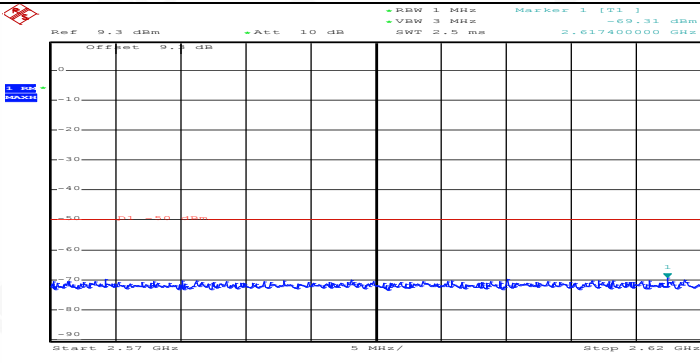
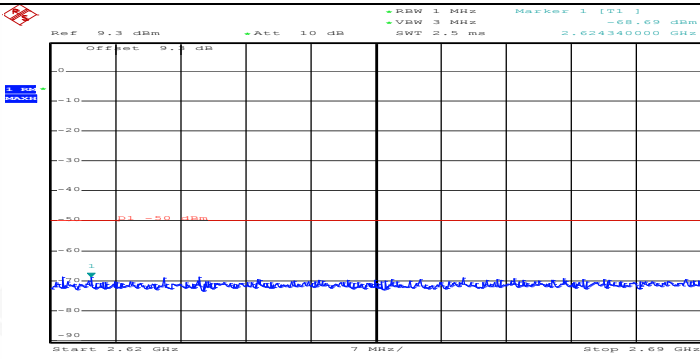
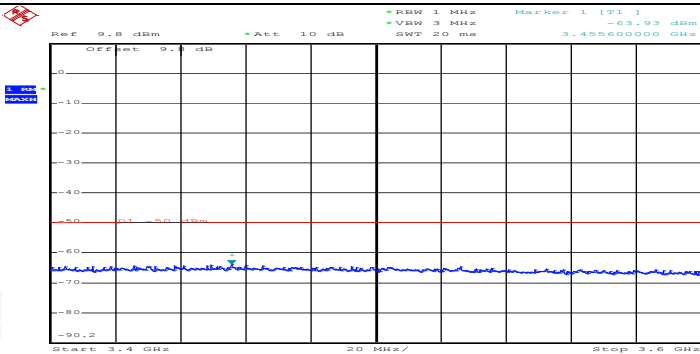


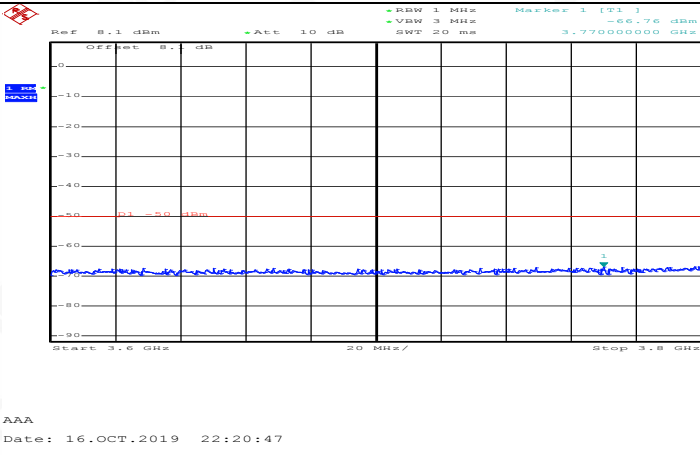
General	 <p>Ref 7.9 dBm    Att 30 dB    RBW 1 MHz    Marker 1 (T1) -53.12 dBm VSW 3 MHz    1.67152000 GHz SWT 5 ms</p> <p>AAA Date: 16.OCT.2019 22:19:29</p>
General	 <p>Ref 6.8 dBm    Att 30 dB    RBW 1 MHz    Marker 1 (T1) -46.82 dBm VSW 3 MHz    4.336551000 GHz SWT 70 ms</p> <p>AAA Date: 16.OCT.2019 22:19:36</p>
General	 <p>Ref 9.3 dBm    Att 10 dB    RBW 1 MHz    Marker 1 (T1) -64.65 dBm VSW 3 MHz    10.22350000 GHz SWT 155 ms</p> <p>AAA Date: 16.OCT.2019 22:19:45</p>

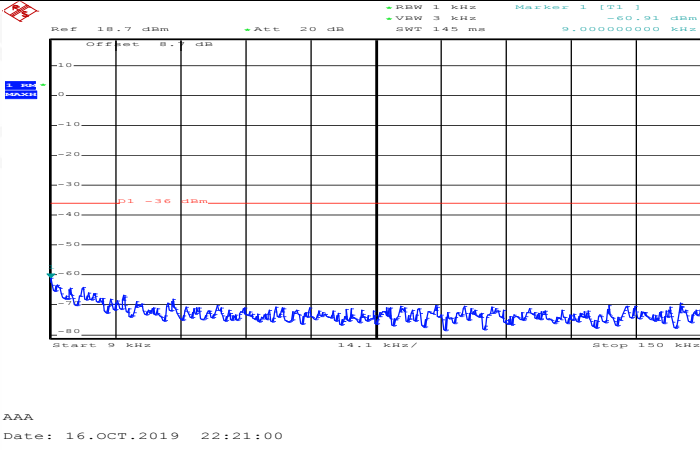
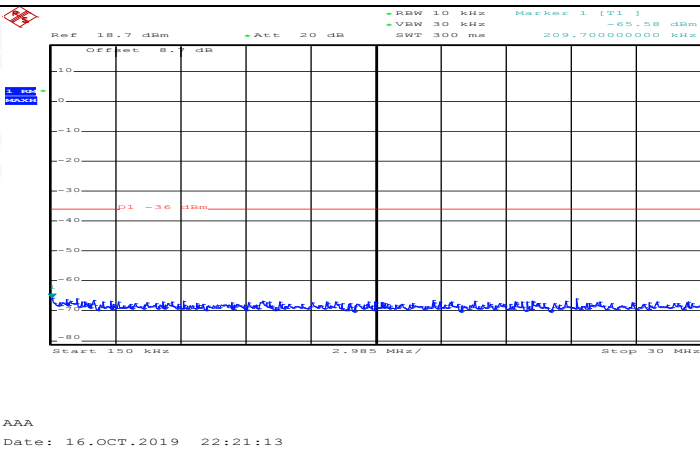


Co-existence	 <p>AAA Date: 16.OCT.2019 22:19:51</p>
Co-existence	 <p>AAA Date: 16.OCT.2019 22:19:57</p>
Co-existence	 <p>AAA Date: 16.OCT.2019 22:20:03</p>

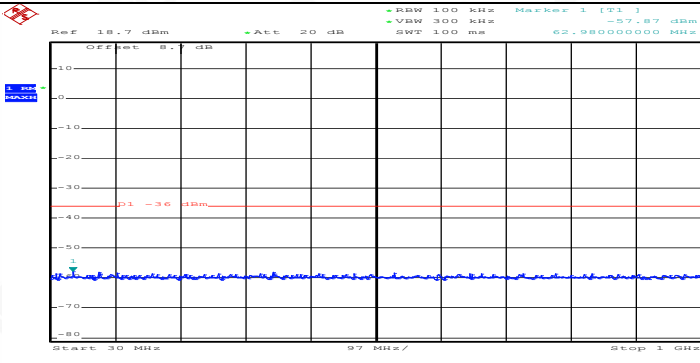
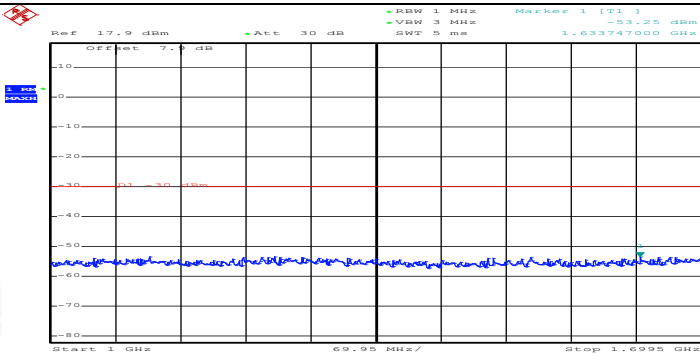
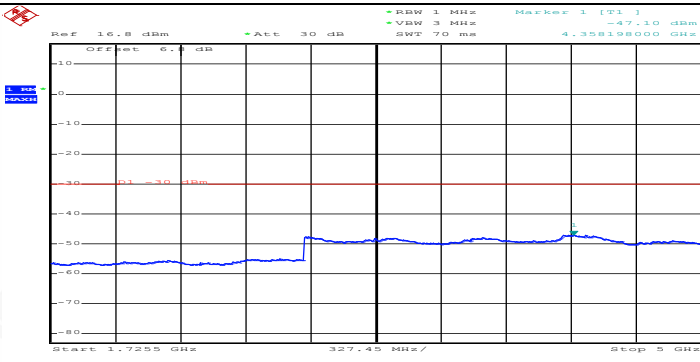
Co-existence	 <p>AAA Date: 16.OCT.2019 22:20:10</p>
Co-existence	 <p>AAA Date: 16.OCT.2019 22:20:16</p>
Co-existence	 <p>AAA Date: 16.OCT.2019 22:20:22</p>

Co-existence	 <p>AAA Date: 16.OCT.2019 22:20:28</p>
Co-existence	 <p>AAA Date: 16.OCT.2019 22:20:34</p>
Co-existence	 <p>AAA Date: 16.OCT.2019 22:20:40</p>

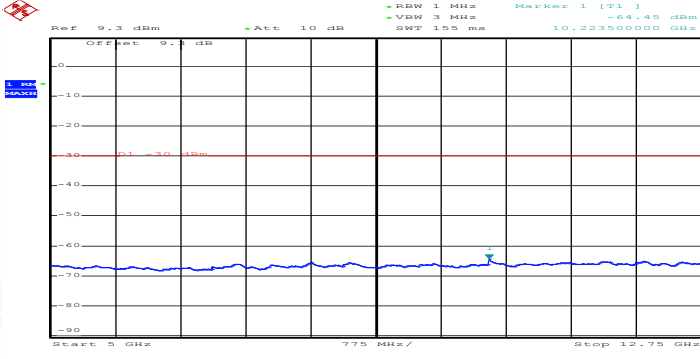
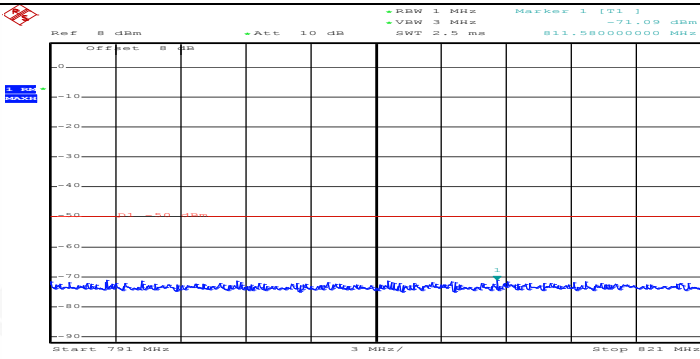
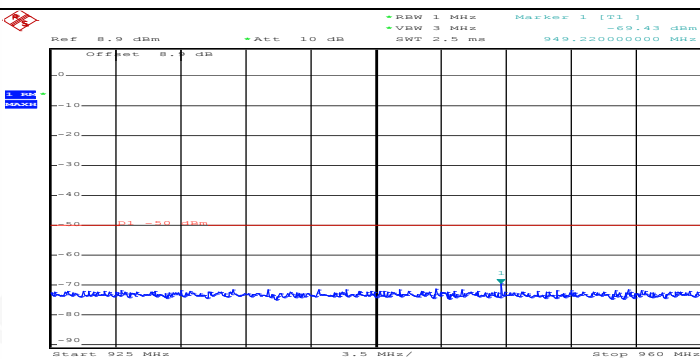
Co-existence	
Additional	NA

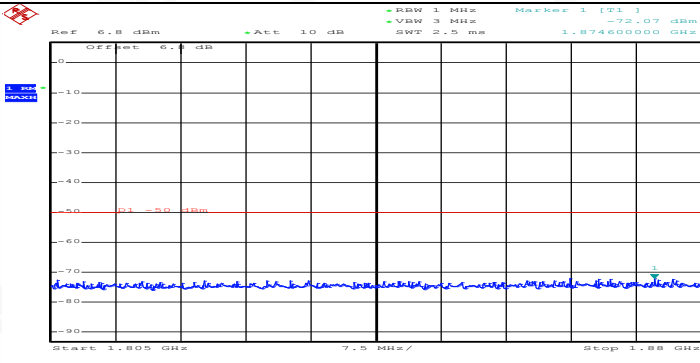
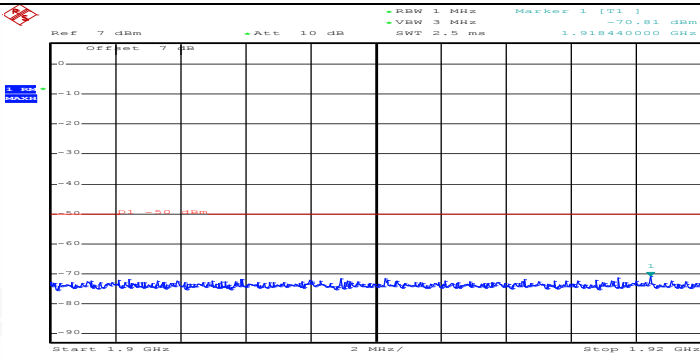
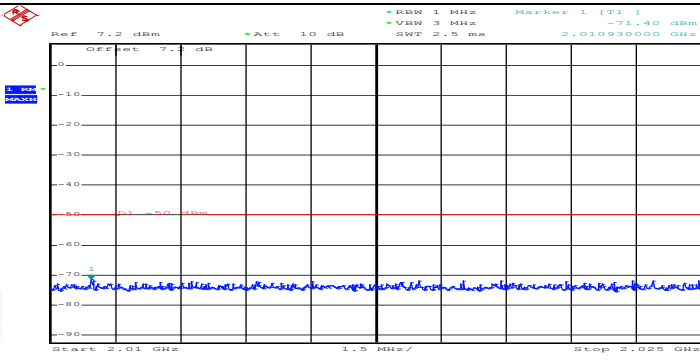
Channel Bandwidth= (5 MHz)_QPSK_LCH_FullRB#0	
General	
General	

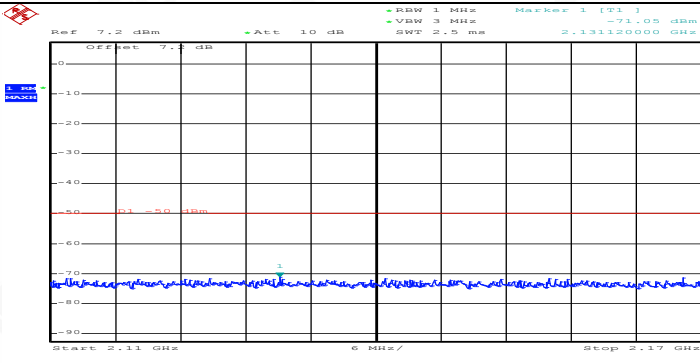
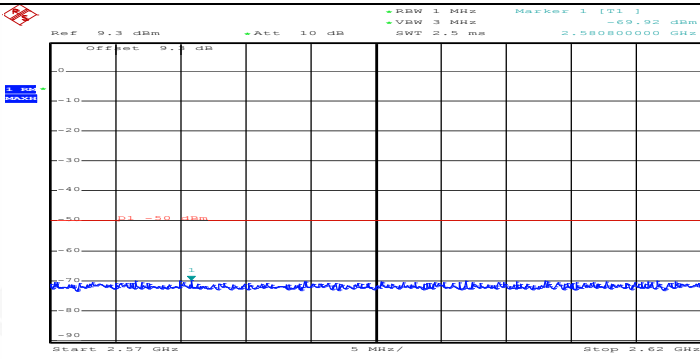
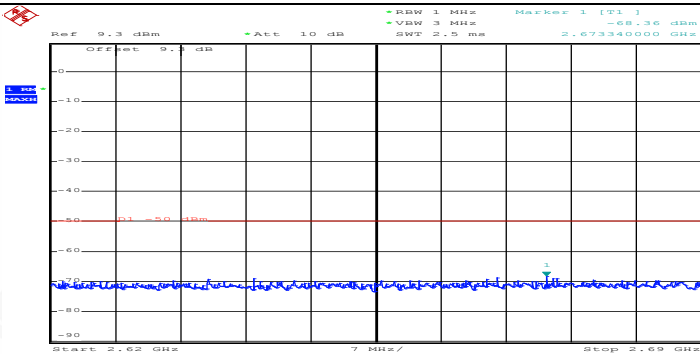


General	 <p>Ref: 18.7 dBm Att: 20 dB RBW: 100 kHz Marker 1 [T1] -55.87 dBm VSW: 300 kHz SWF: 100 ms 62.98000000 MHz</p> <p>Start: 30 MHz 97 MHz / Stop: 1 GHz</p> <p>AAA Date: 16.OCT.2019 22:21:21</p>
General	 <p>Ref: 17.9 dBm Att: 30 dB RBW: 1 MHz Marker 1 [T1] -53.25 dBm VSW: 3 MHz SWF: 5 ms 1.63747000 GHz</p> <p>Start: 1 GHz 69.95 MHz / Stop: 1.6995 GHz</p> <p>AAA Date: 16.OCT.2019 22:21:27</p>
General	 <p>Ref: 16.8 dBm Att: 30 dB RBW: 1 MHz Marker 1 [T1] -47.10 dBm VSW: 3 MHz SWF: 70 ms 4.358198000 GHz</p> <p>Start: 1.7255 GHz 327.45 MHz / Stop: 5 GHz</p> <p>AAA Date: 16.OCT.2019 22:21:35</p>

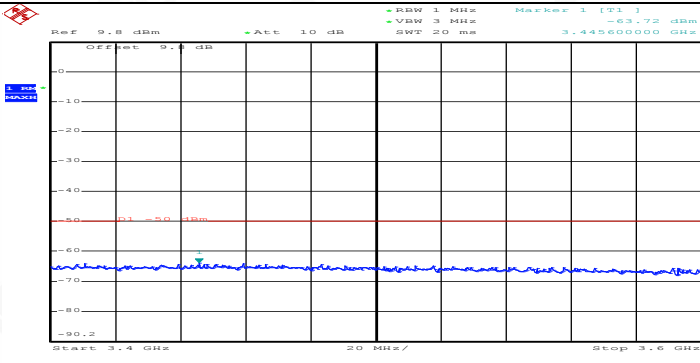
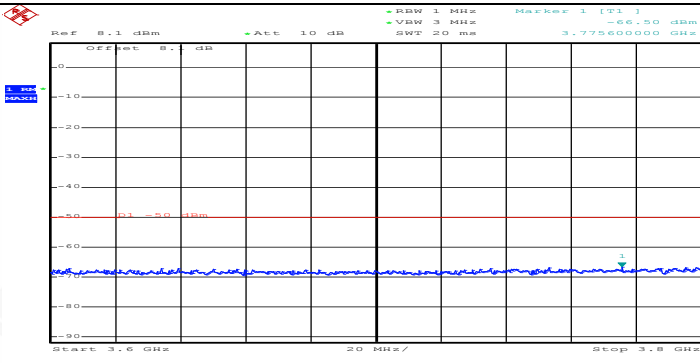


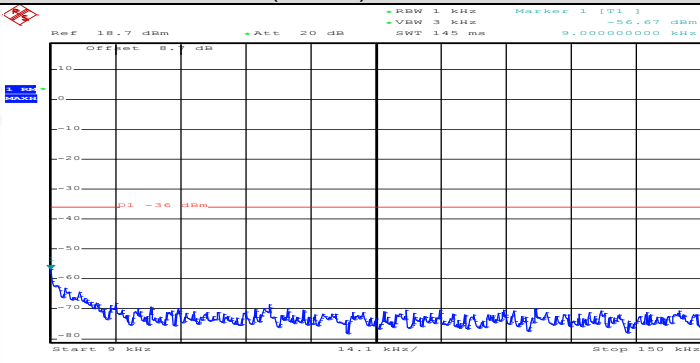
General	 <p>AAA Date: 16.OCT.2019 22:21:44</p>
Co-existence	 <p>AAA Date: 16.OCT.2019 22:21:50</p>
Co-existence	 <p>AAA Date: 16.OCT.2019 22:21:56</p>

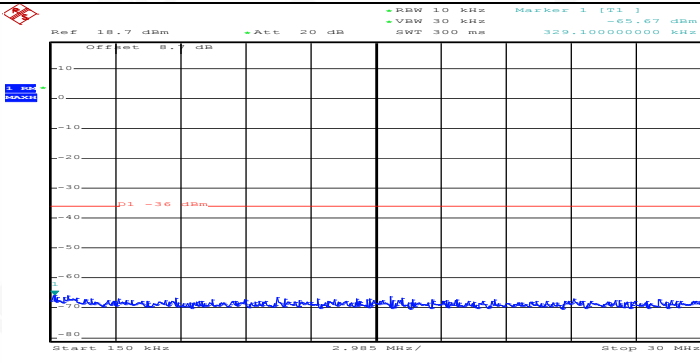
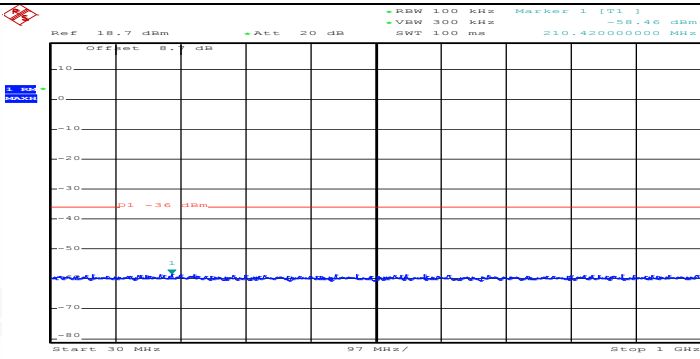
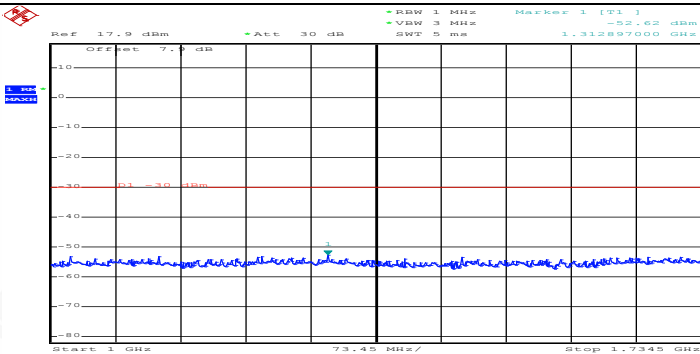
Co-existence	 <p>AAA Date: 16.OCT.2019 22:22:02</p>
Co-existence	 <p>AAA Date: 16.OCT.2019 22:22:08</p>
Co-existence	 <p>AAA Date: 16.OCT.2019 22:22:14</p>

Co-existence	 <p>AAA Date: 16.OCT.2019 22:22:20</p>
Co-existence	 <p>AAA Date: 16.OCT.2019 22:22:27</p>
Co-existence	 <p>AAA Date: 16.OCT.2019 22:22:33</p>

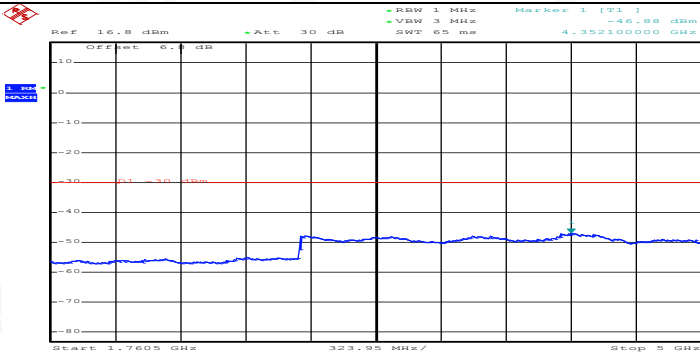
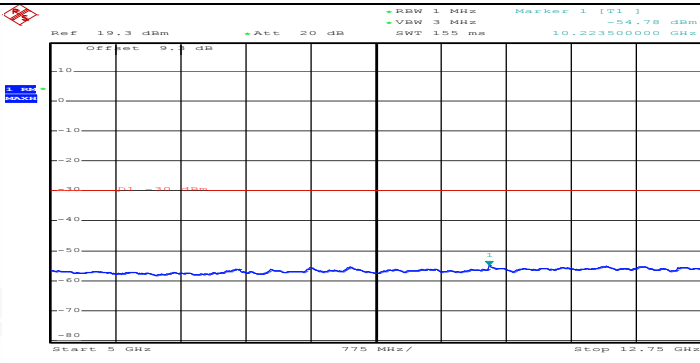
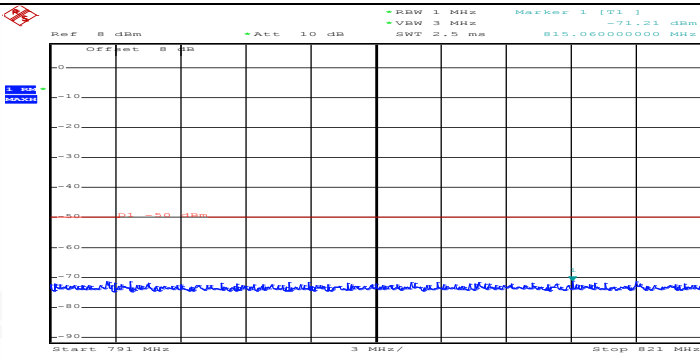


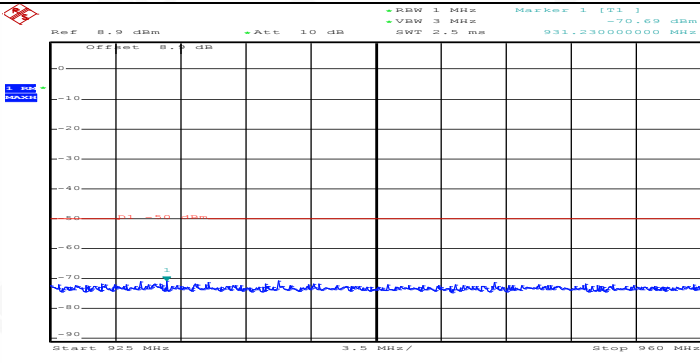
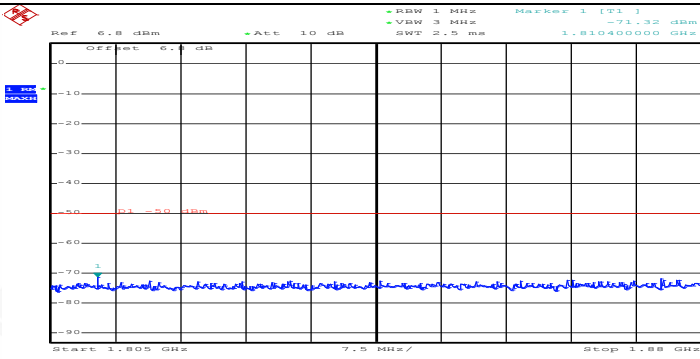
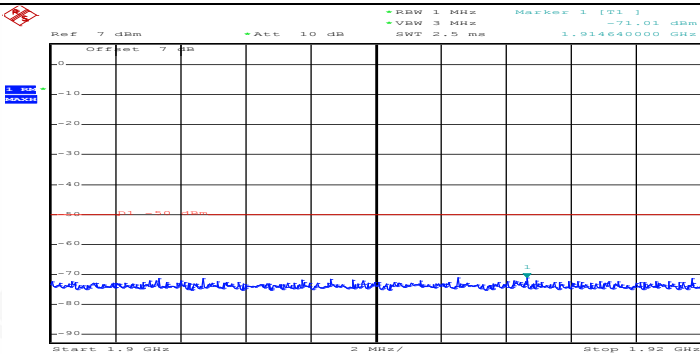
Co-existence	 <p>AAA Date: 16.OCT.2019 22:22:39</p>
Co-existence	 <p>AAA Date: 16.OCT.2019 22:22:46</p>
Additional	NA

Channel Bandwidth= (5 MHz)_QPSK_MCH_1RB#0	
General	 <p>AAA Date: 16.OCT.2019 22:22:59</p>

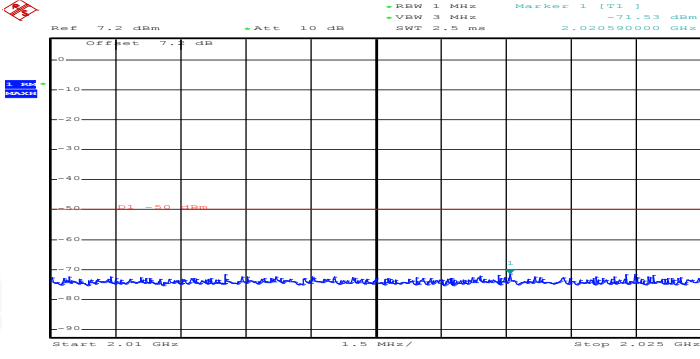
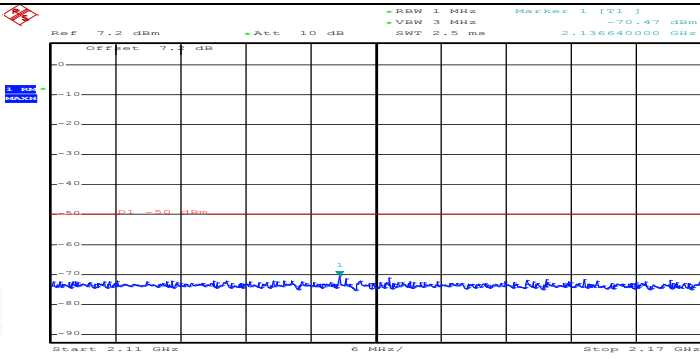
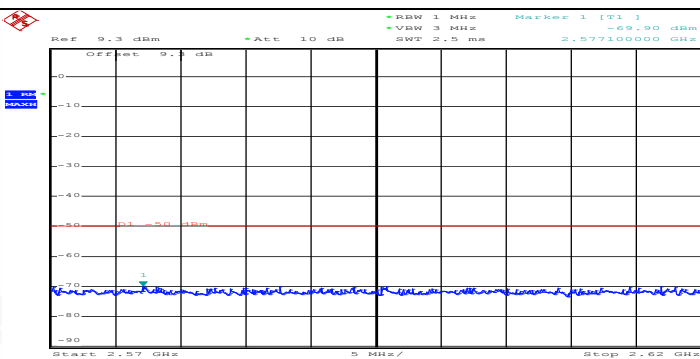
General	 <p>AAA Date: 16.OCT.2019 22:23:11</p>
General	 <p>AAA Date: 16.OCT.2019 22:23:19</p>
General	 <p>AAA Date: 16.OCT.2019 22:23:26</p>

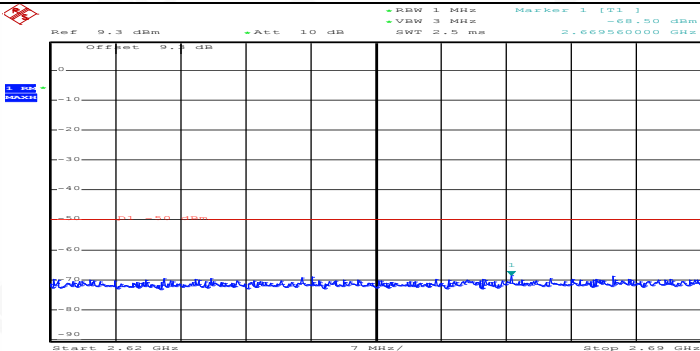
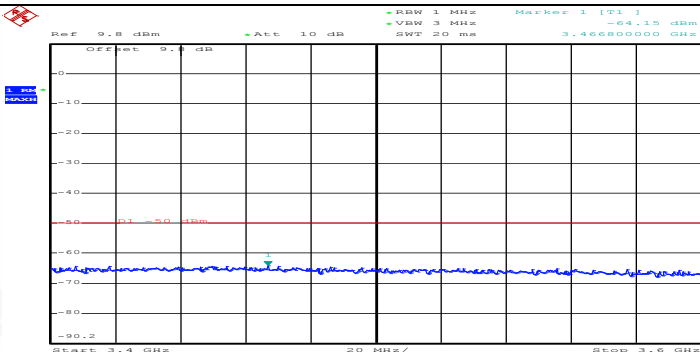
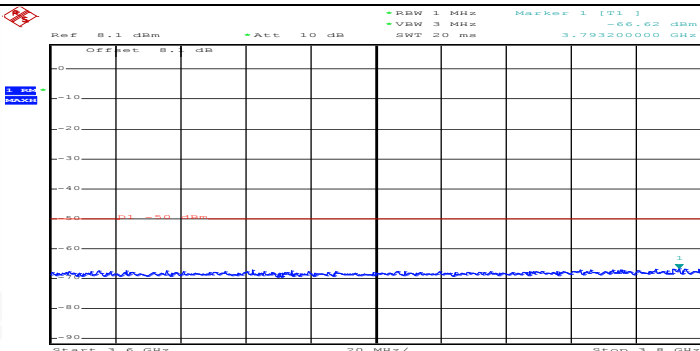


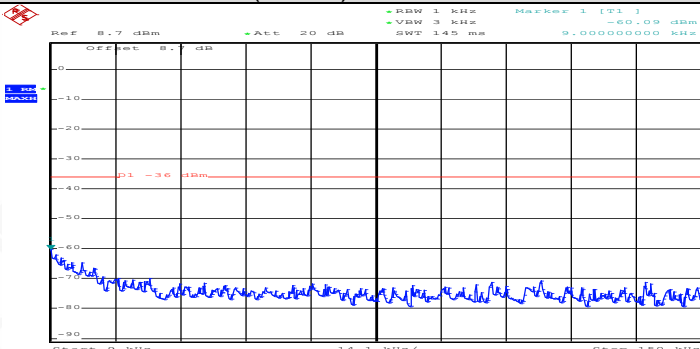
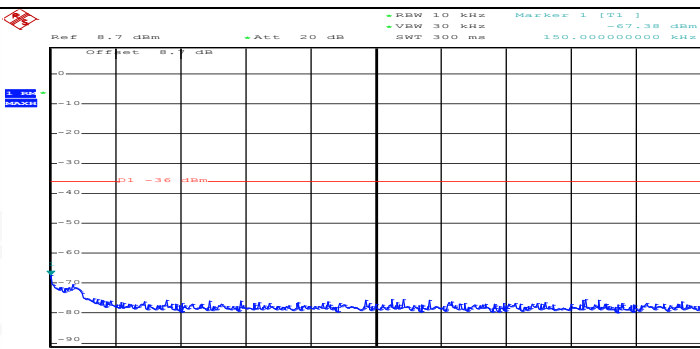
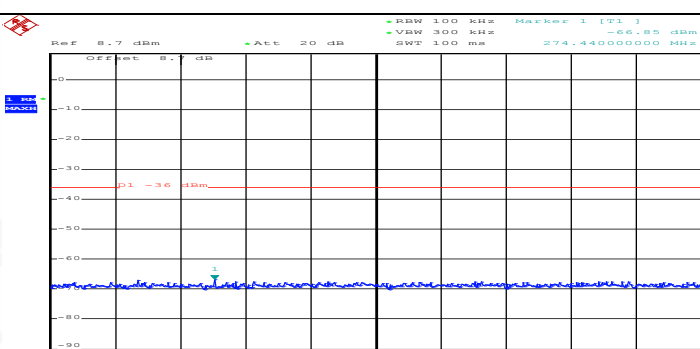
General	 <p>Ref: 16.8 dBm Att: 30 dB RBW: 1 MHz Marker 1: [T1] -46.88 dBm VSW: 3 MHz SWT: 65 ms 4.322100000 GHz</p> <p>Start: 1.7605 GHz 323.95 MHz/ Stop: 5 GHz</p> <p>AAA Date: 16.OCT.2019 22:23:33</p>
General	 <p>Ref: 19.3 dBm Att: 20 dB RBW: 1 MHz Marker 1: [T1] -54.78 dBm VSW: 3 MHz SWT: 155 ms 10.223500000 GHz</p> <p>Start: 5 GHz 775 MHz/ Stop: 12.75 GHz</p> <p>AAA Date: 16.OCT.2019 22:23:42</p>
Co-existence	 <p>Ref: 8 dBm Att: 10 dB RBW: 1 MHz Marker 1: [T1] -71.23 dBm VSW: 3 MHz SWT: 2.5 ms 815.060000000 MHz</p> <p>Start: 791 MHz 3 MHz/ Stop: 821 MHz</p> <p>AAA Date: 16.OCT.2019 22:23:48</p>

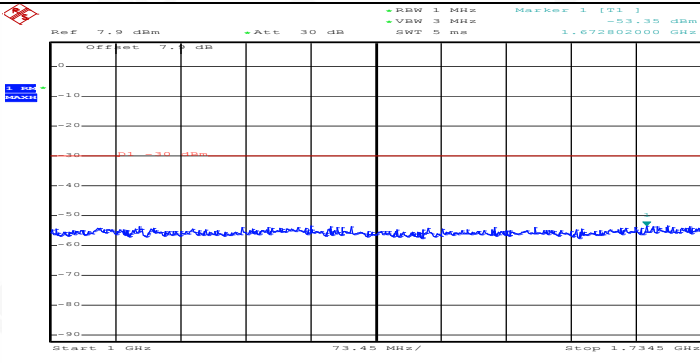
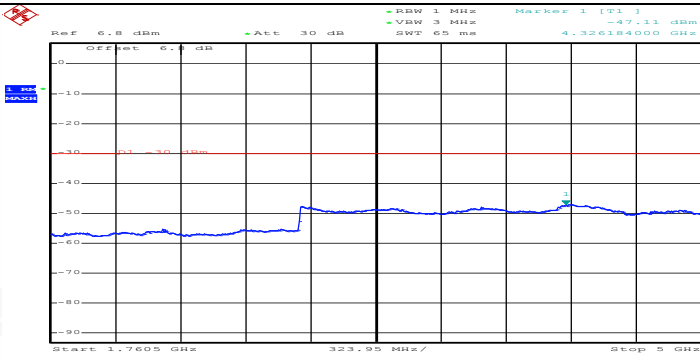
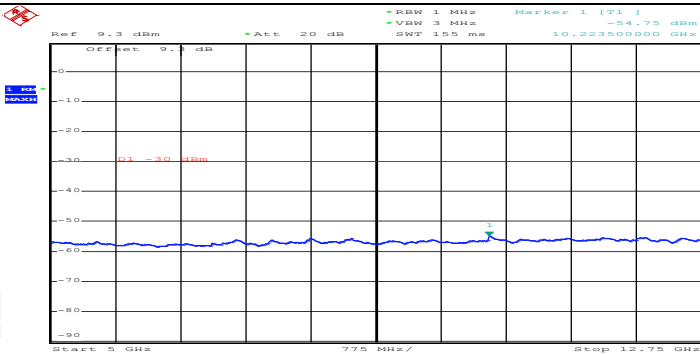
Co-existence	 <p>AAA Date: 16.OCT.2019 22:23:54</p>
Co-existence	 <p>AAA Date: 16.OCT.2019 22:24:01</p>
Co-existence	 <p>AAA Date: 16.OCT.2019 22:24:07</p>



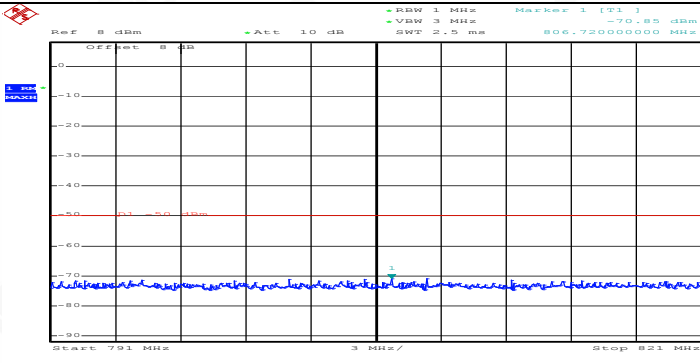
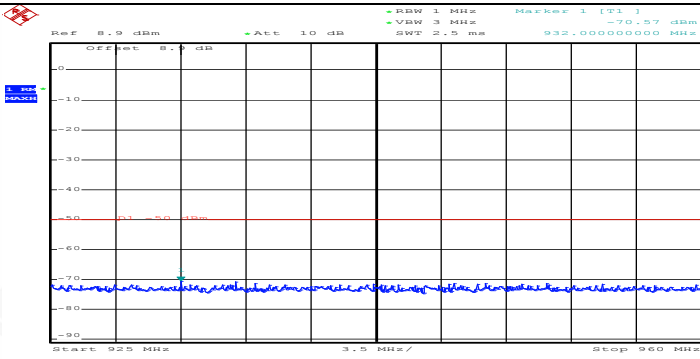
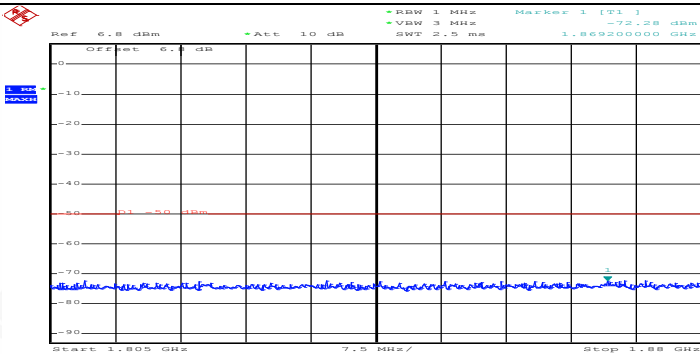
Co-existence	 <p>AAA Date: 16.OCT.2019 22:24:13</p>
Co-existence	 <p>AAA Date: 16.OCT.2019 22:24:19</p>
Co-existence	 <p>AAA Date: 16.OCT.2019 22:24:25</p>

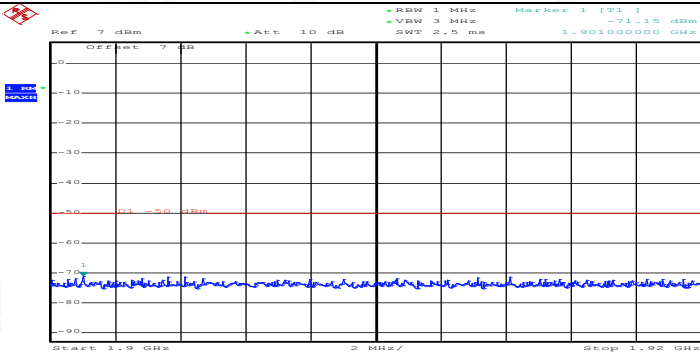
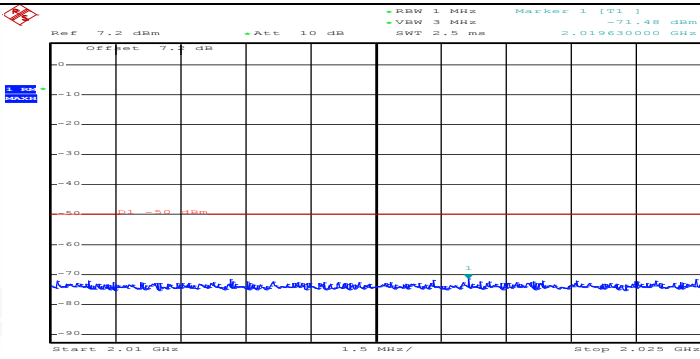
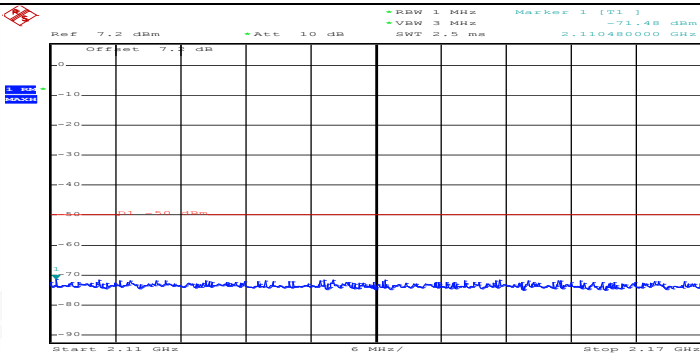
Co-existence	 <p>AAA Date: 16.OCT.2019 22:24:31</p>
Co-existence	 <p>AAA Date: 16.OCT.2019 22:24:37</p>
Co-existence	 <p>AAA Date: 16.OCT.2019 22:24:44</p>
Additional	NA

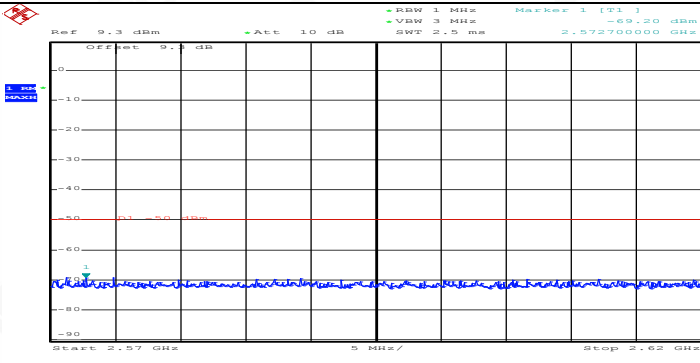
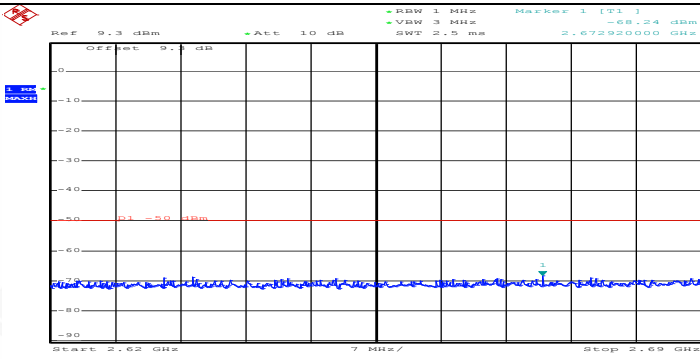
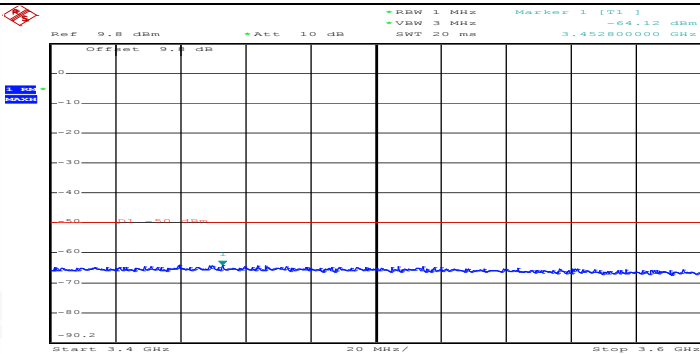
Channel Bandwidth= (5 MHz)_QPSK_MCH_1RB#max	
General	 <p>AAA Date: 16.OCT.2019 22:24:53</p>
General	 <p>AAA Date: 16.OCT.2019 22:25:05</p>
General	 <p>AAA Date: 16.OCT.2019 22:25:13</p>

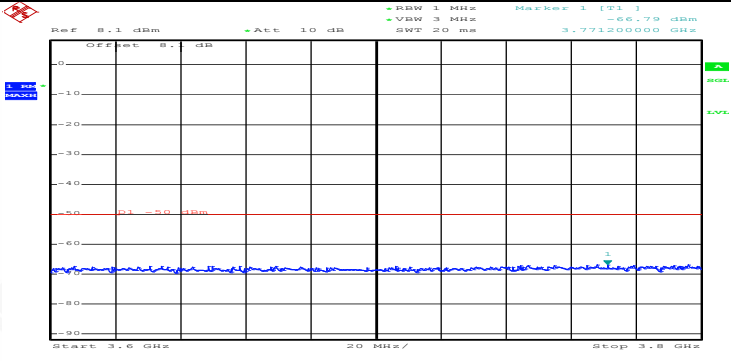
General	 <p>AAA Date: 16.OCT.2019 22:25:20</p>
General	 <p>AAA Date: 16.OCT.2019 22:25:27</p>
General	 <p>AAA Date: 16.OCT.2019 22:25:36</p>

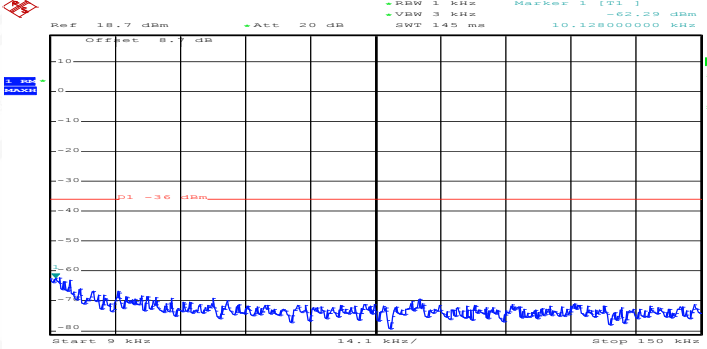
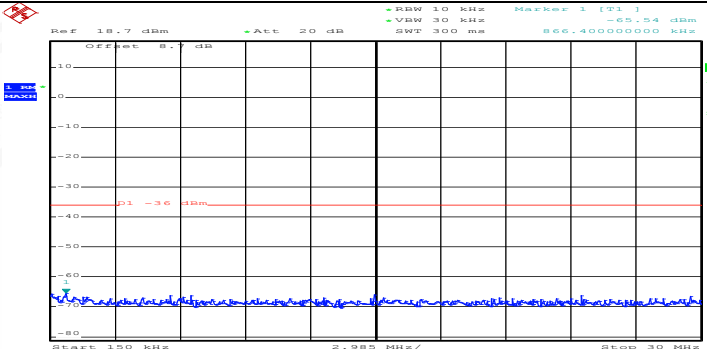


Co-existence	 <p>AAA Date: 16.OCT.2019 22:25:41</p>
Co-existence	 <p>AAA Date: 16.OCT.2019 22:25:47</p>
Co-existence	 <p>AAA Date: 16.OCT.2019 22:25:53</p>

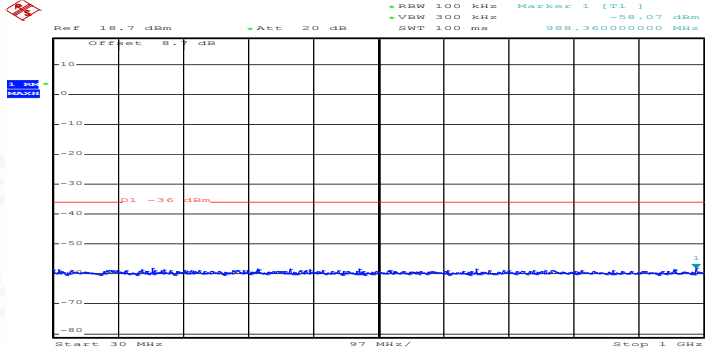
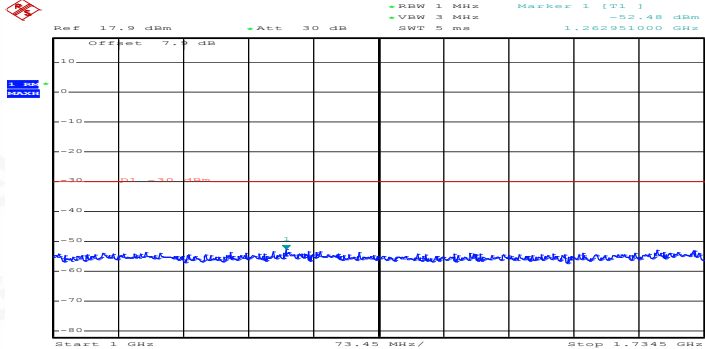
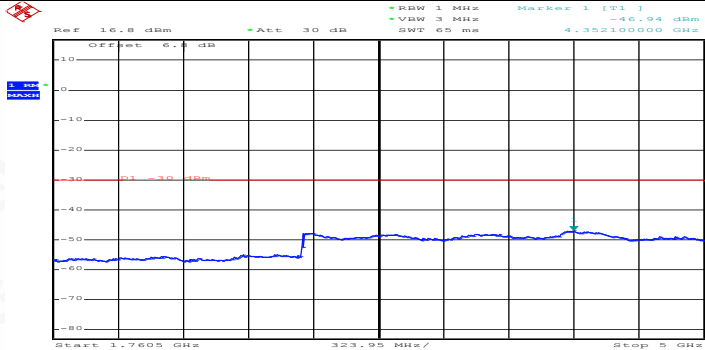
Co-existence	 <p>AAA Date: 16.OCT.2019 22:25:59</p>
Co-existence	 <p>AAA Date: 16.OCT.2019 22:26:05</p>
Co-existence	 <p>AAA Date: 16.OCT.2019 22:26:11</p>

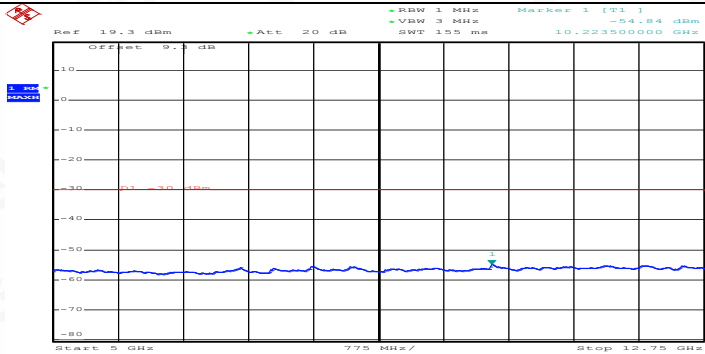
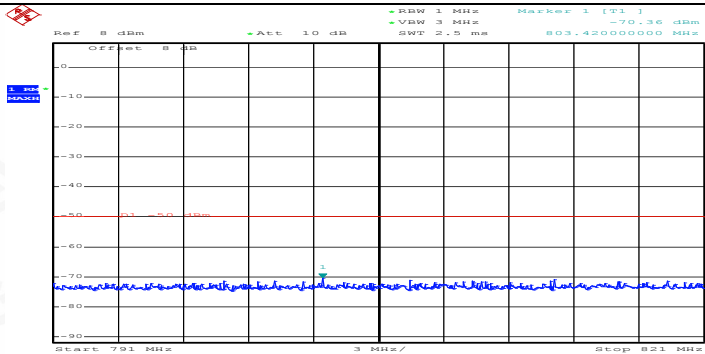
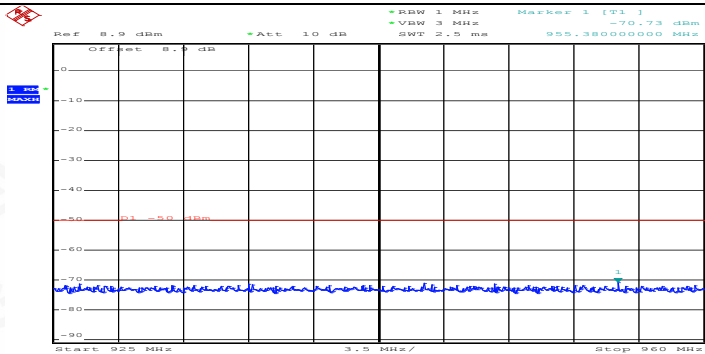
Co-existence	 <p>AAA Date: 16.OCT.2019 22:26:16</p>
Co-existence	 <p>AAA Date: 16.OCT.2019 22:26:22</p>
Co-existence	 <p>AAA Date: 16.OCT.2019 22:26:28</p>

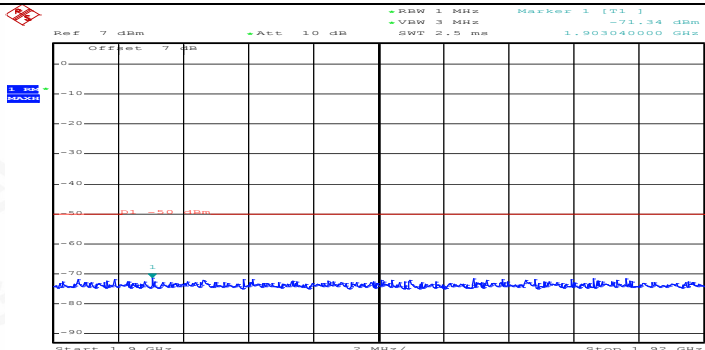
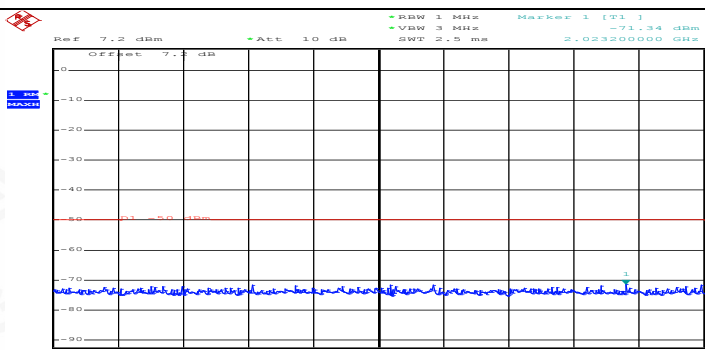
Co-existence	 <p>AAA Date: 16.OCT.2019 22:26:34</p>
Additional	NA

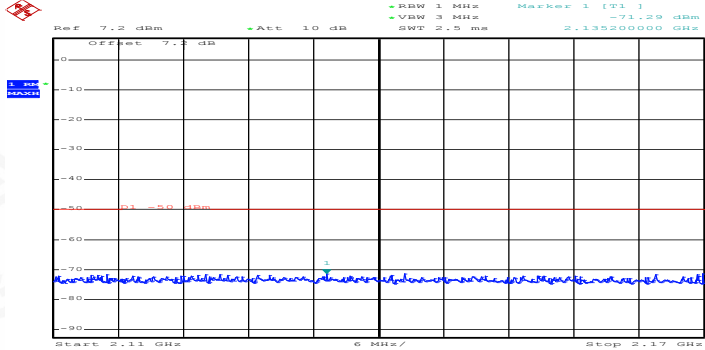
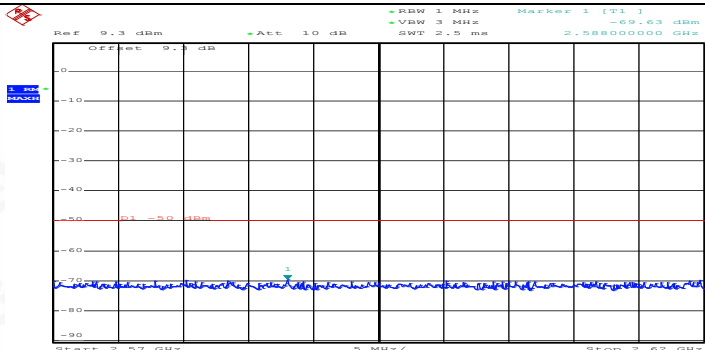
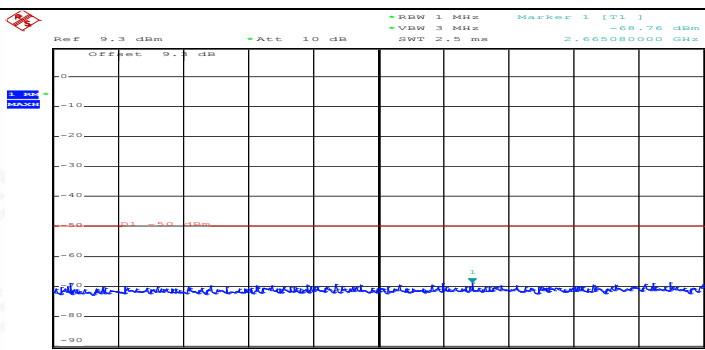
Channel Bandwidth= (5 MHz)_QPSK_MCH_FuIRB#0	
General	 <p>AAA Date: 16.OCT.2019 22:26:47</p>
General	 <p>AAA Date: 16.OCT.2019 22:26:59</p>



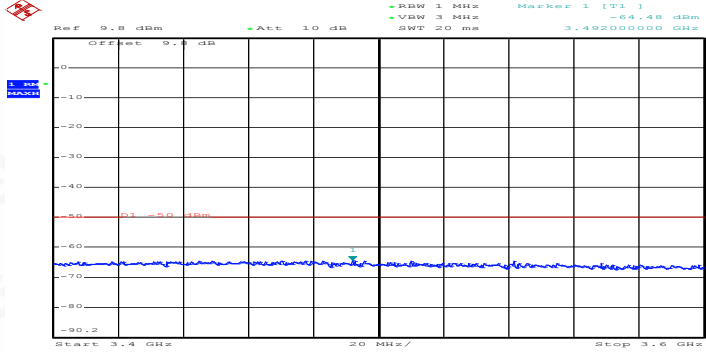
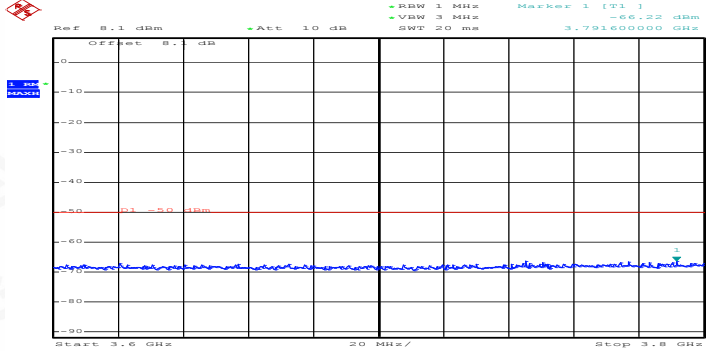
General	 <p>AAA Date: 16.OCT.2019 22:27:07</p>
General	 <p>AAA Date: 16.OCT.2019 22:27:12</p>
General	 <p>AAA Date: 16.OCT.2019 22:27:19</p>

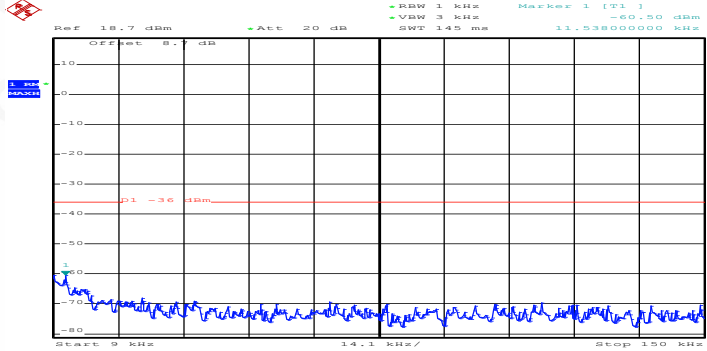
General	 <p>AAA Date: 16.OCT.2019 22:27:28</p>
Co-existence	 <p>AAA Date: 16.OCT.2019 22:27:34</p>
Co-existence	 <p>AAA Date: 16.OCT.2019 22:27:40</p>

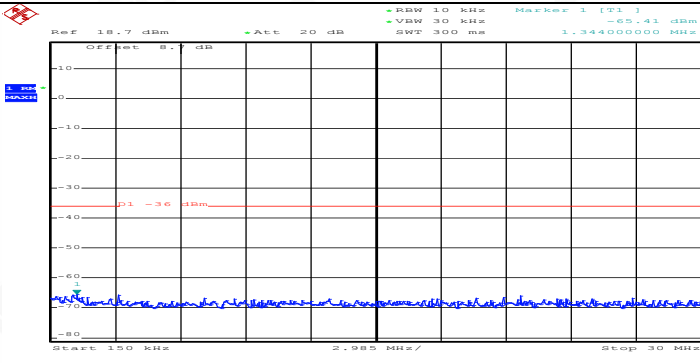
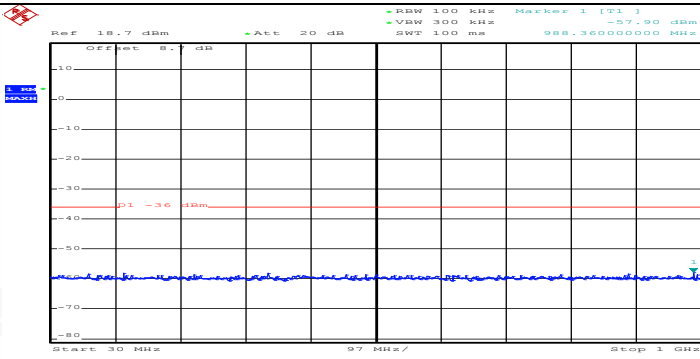
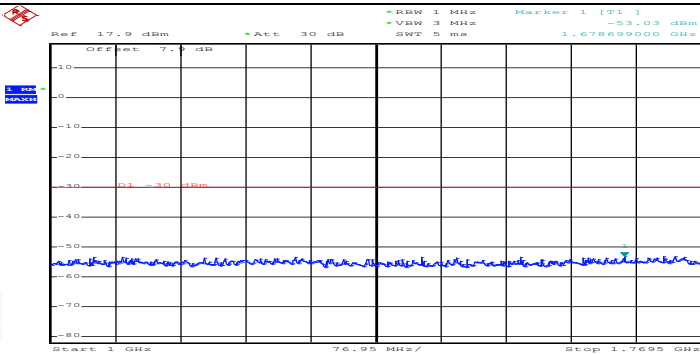
Co-existence	 <p>AAA Date: 16.OCT.2019 22:27:46</p>
Co-existence	 <p>AAA Date: 16.OCT.2019 22:27:51</p>
Co-existence	 <p>AAA Date: 16.OCT.2019 22:27:57</p>

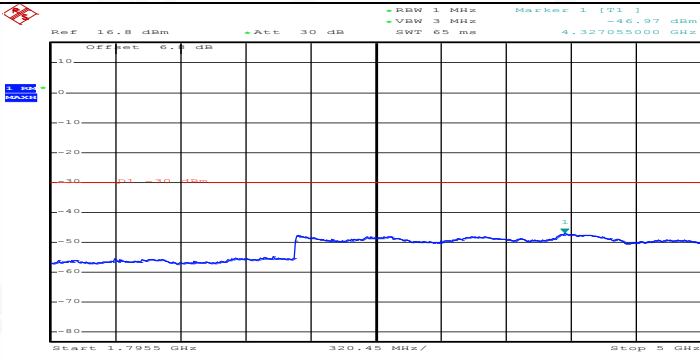
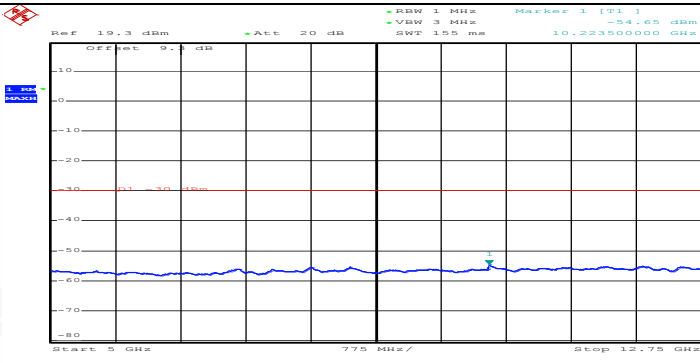
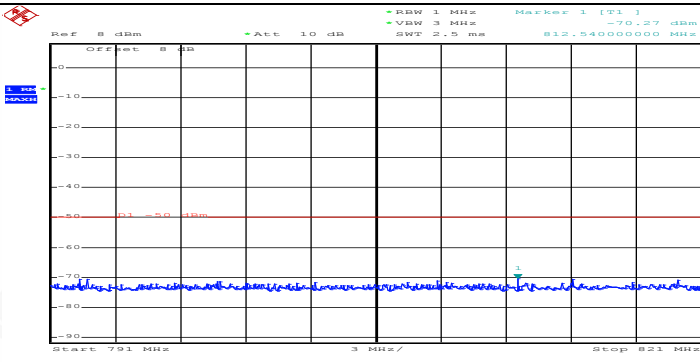
Co-existence	 <p>AAA Date: 16.OCT.2019 22:28:03</p>
Co-existence	 <p>AAA Date: 16.OCT.2019 22:28:09</p>
Co-existence	 <p>AAA Date: 16.OCT.2019 22:28:15</p>

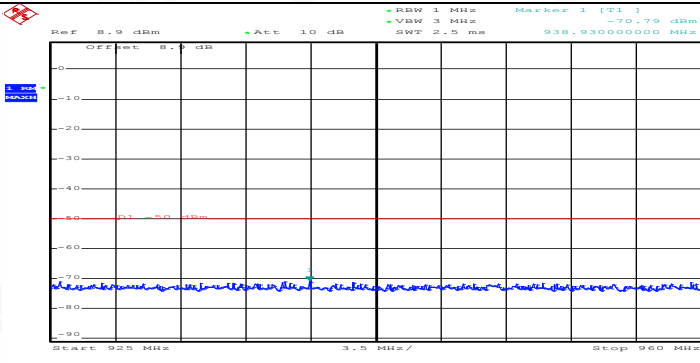
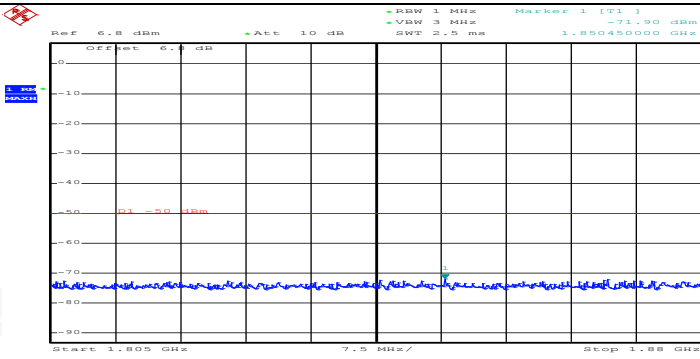
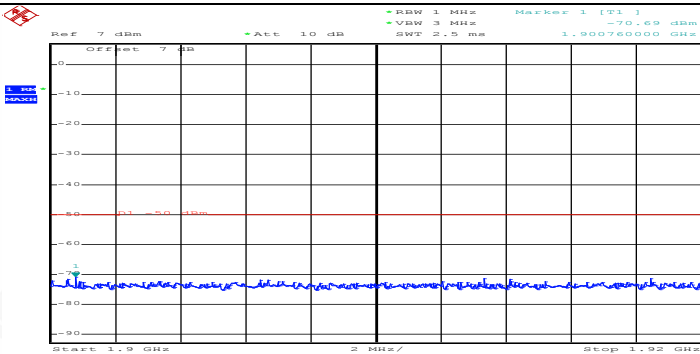


Co-existence	 <p>AAA Date: 16.OCT.2019 22:28:21</p>
Co-existence	 <p>AAA Date: 16.OCT.2019 22:28:27</p>
Additional	NA

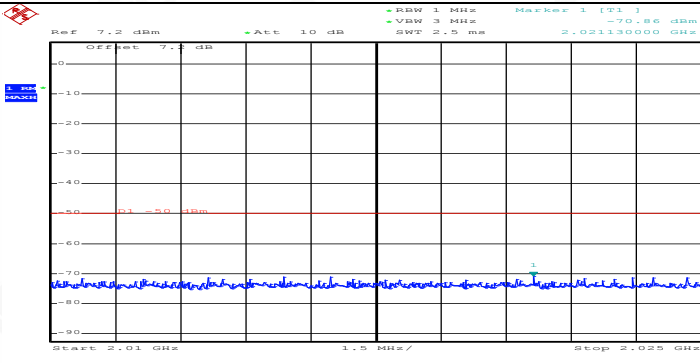
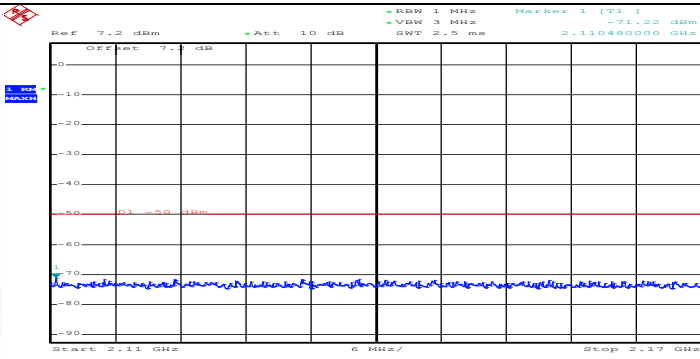
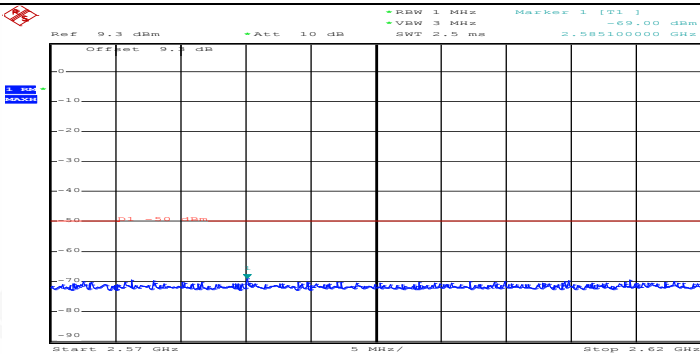
Channel Bandwidth= (5 MHz)_QPSK_HCH_1RB#0	
General	 <p>AAA Date: 16.OCT.2019 22:28:40</p>

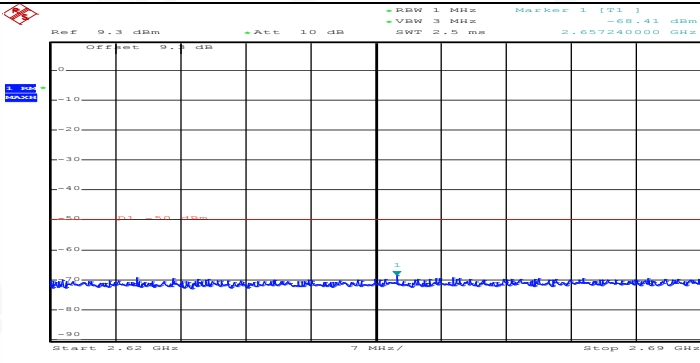
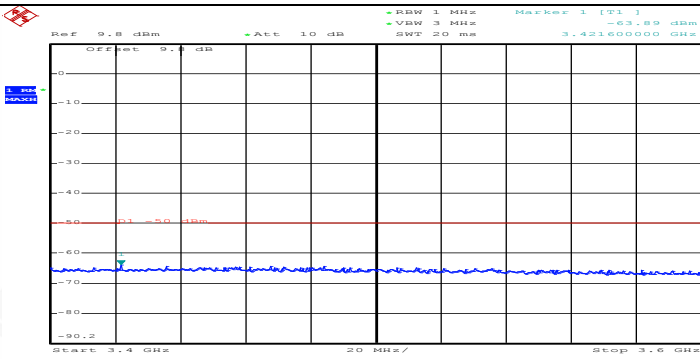
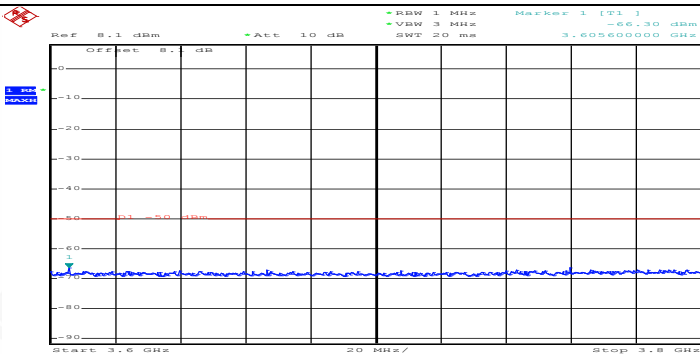
General	 <p>AAA Date: 16.OCT.2019 22:28:51</p>
General	 <p>AAA Date: 16.OCT.2019 22:28:59</p>
General	 <p>AAA Date: 16.OCT.2019 22:29:05</p>

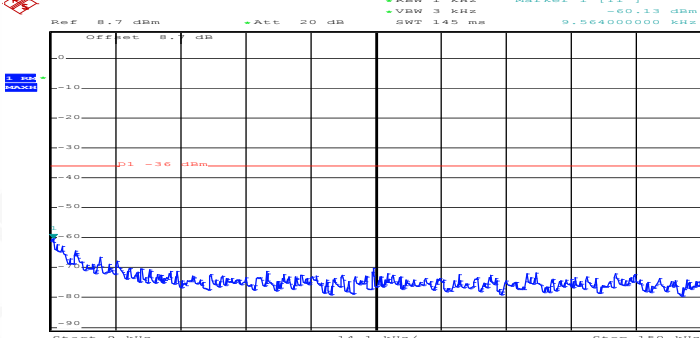
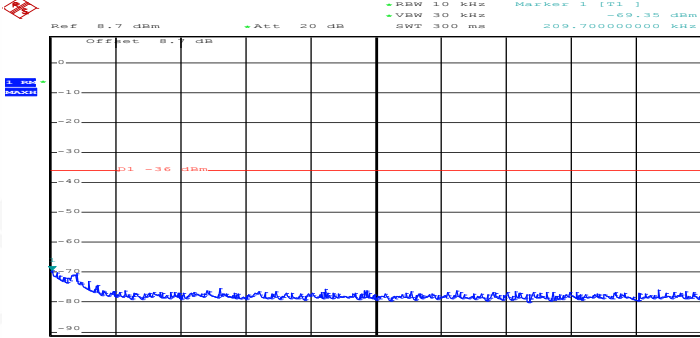
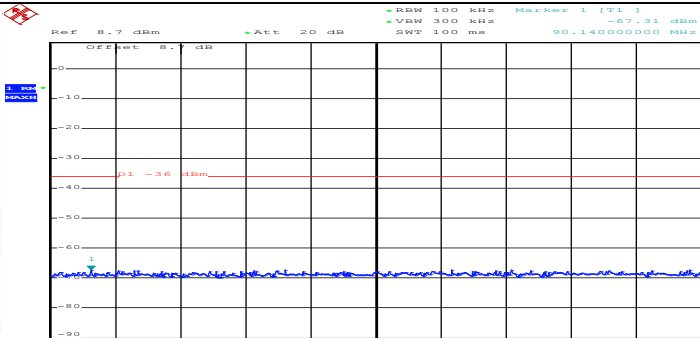
General	 <p>Ref: 16.8 dBm Att: 30 dB RBW: 1 MHz Marker 1: [T1] -46.97 dBm VSW: 3 MHz SWT: 65 ms 4.32700000 GHz</p> <p>Start: 1.7955 GHz 320.45 MHz/ Stop: 5 GHz</p> <p>AAA Date: 16.OCT.2019 22:29:12</p>
General	 <p>Ref: 19.3 dBm Att: 20 dB RBW: 1 MHz Marker 1: [T1] -54.65 dBm VSW: 3 MHz SWT: 155 ms 10.22350000 GHz</p> <p>Start: 5 GHz 775 MHz/ Stop: 12.75 GHz</p> <p>AAA Date: 16.OCT.2019 22:29:20</p>
Co-existence	 <p>Ref: 8 dBm Att: 10 dB RBW: 1 MHz Marker 1: [T1] -70.27 dBm VSW: 3 MHz SWT: 2.5 ms 812.54000000 MHz</p> <p>Start: 791 MHz 3 MHz/ Stop: 821 MHz</p> <p>AAA Date: 16.OCT.2019 22:29:26</p>

Co-existence	 <p>AAA Date: 16.OCT.2019 22:29:32</p>
Co-existence	 <p>AAA Date: 16.OCT.2019 22:29:38</p>
Co-existence	 <p>AAA Date: 16.OCT.2019 22:29:44</p>

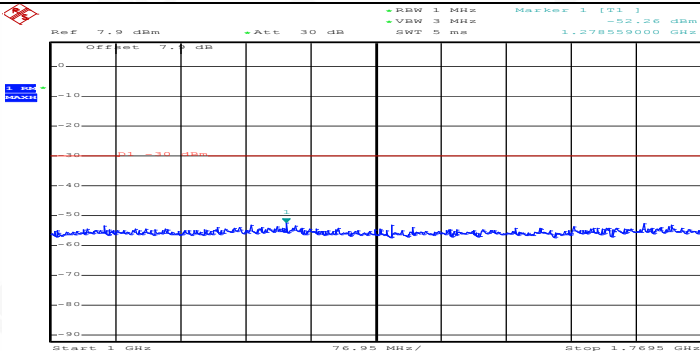
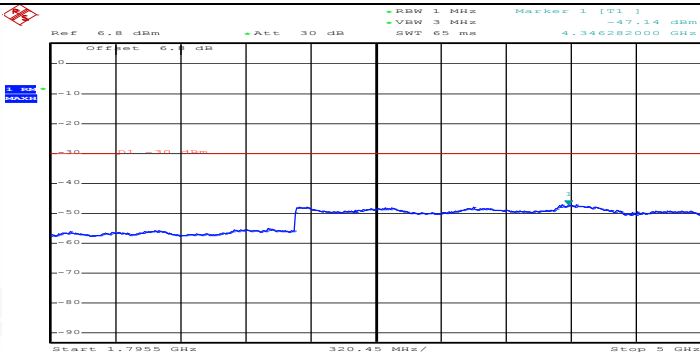
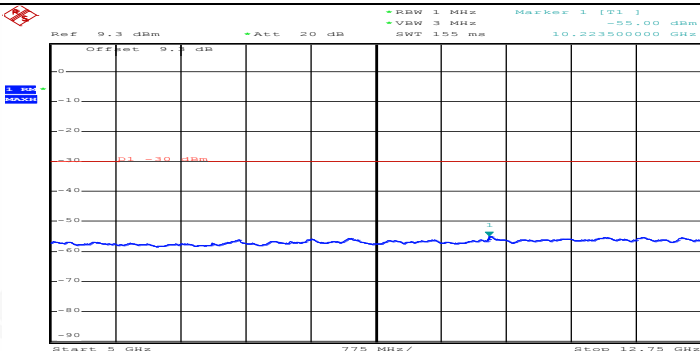


Co-existence	 <p>AAA Date: 16.OCT.2019 22:29:50</p>
Co-existence	 <p>AAA Date: 16.OCT.2019 22:29:56</p>
Co-existence	 <p>AAA Date: 16.OCT.2019 22:30:01</p>

Co-existence	 <p>AAA Date: 16.OCT.2019 22:30:07</p>
Co-existence	 <p>AAA Date: 16.OCT.2019 22:30:13</p>
Co-existence	 <p>AAA Date: 16.OCT.2019 22:30:19</p>
Additional	NA

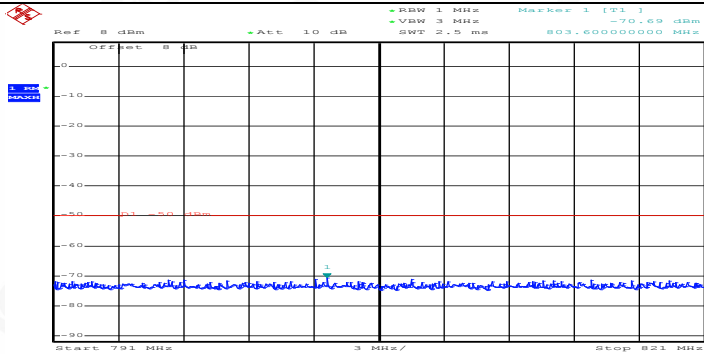
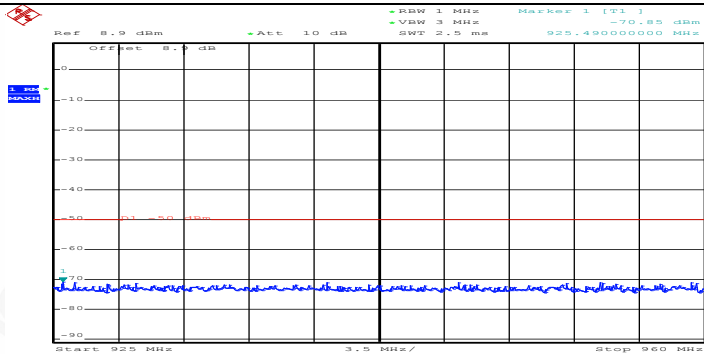
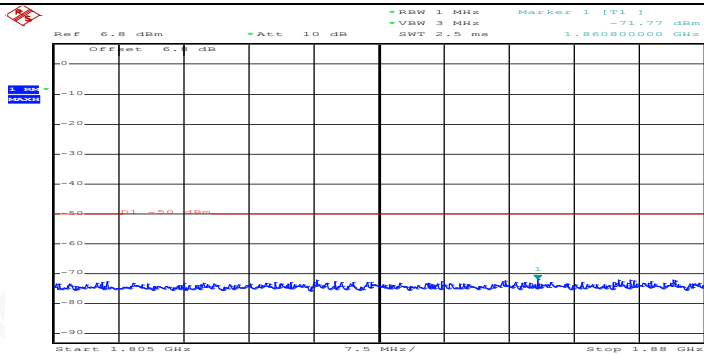
Channel Bandwidth= (5 MHz)_QPSK_HCH_1RB#max	
General	 <p>AAA Date: 16.OCT.2019 22:30:28</p>
General	 <p>AAA Date: 16.OCT.2019 22:30:40</p>
General	 <p>AAA Date: 16.OCT.2019 22:30:47</p>

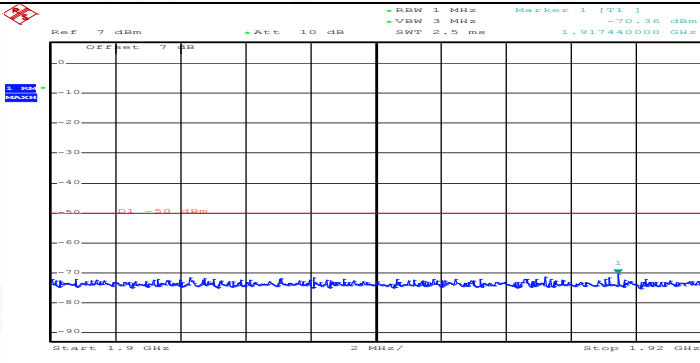
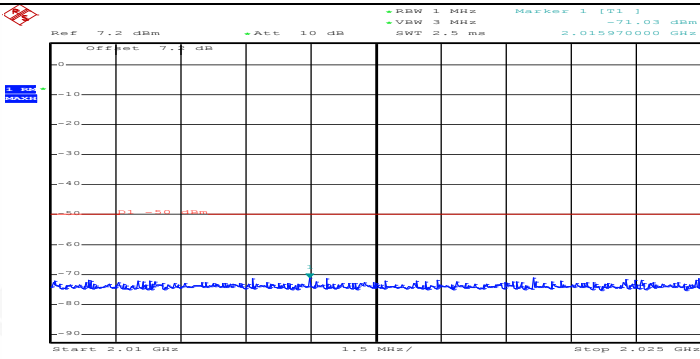
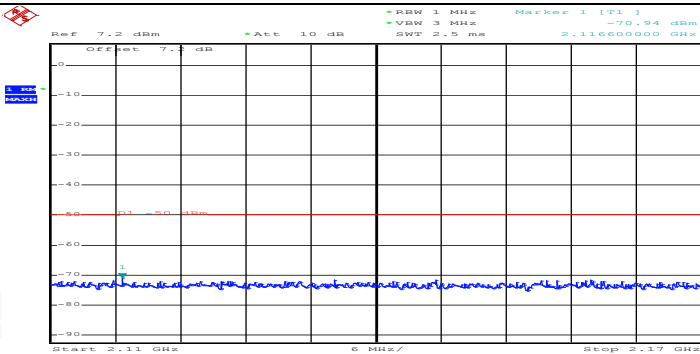


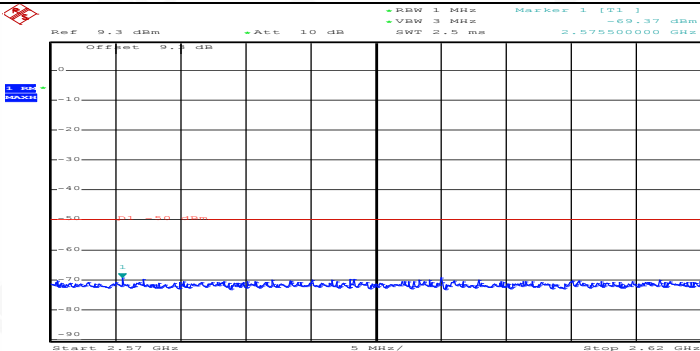
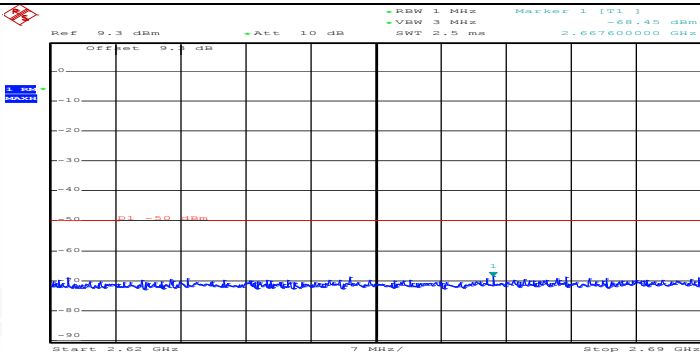
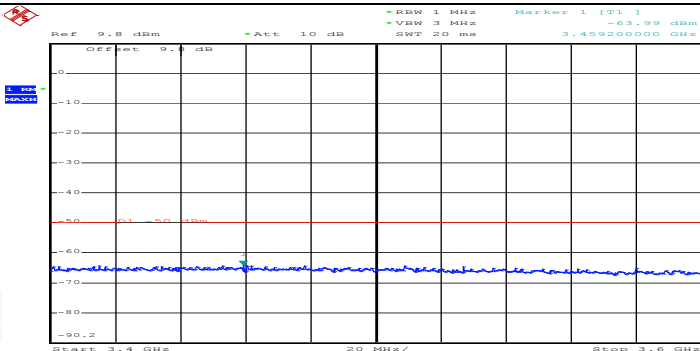
General	 <p>AAA Date: 16.OCT.2019 22:30:53</p>
General	 <p>AAA Date: 16.OCT.2019 22:31:00</p>
General	 <p>AAA Date: 16.OCT.2019 22:31:09</p>

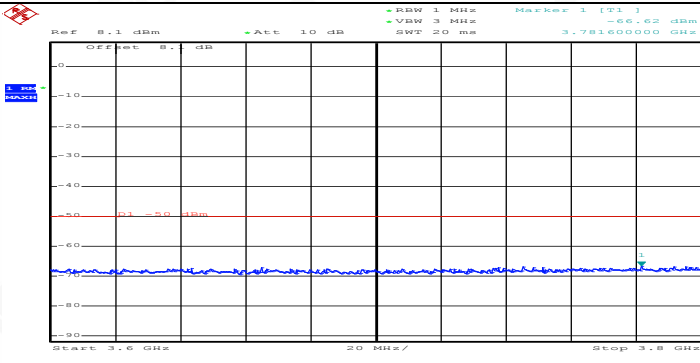


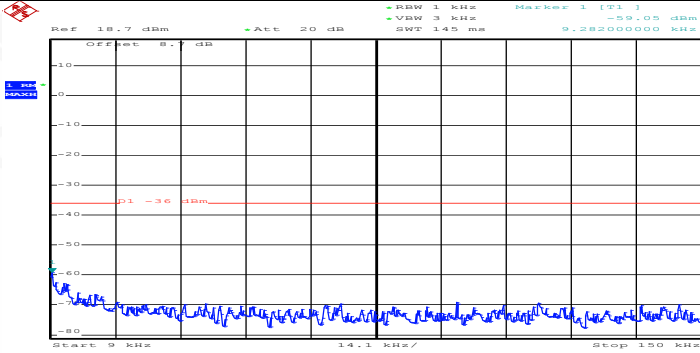
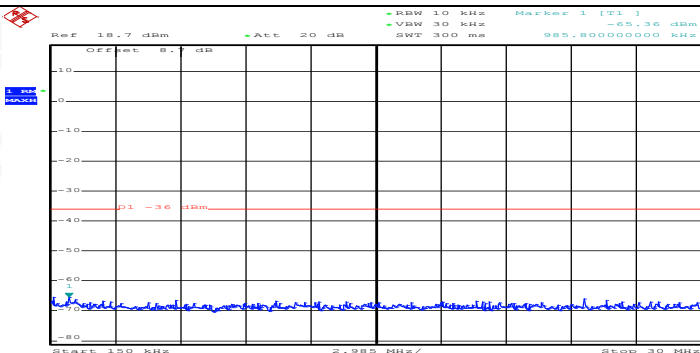


Co-existence	 <p>AAA Date: 16.OCT.2019 22:31:15</p>
Co-existence	 <p>AAA Date: 16.OCT.2019 22:31:21</p>
Co-existence	 <p>AAA Date: 16.OCT.2019 22:31:26</p>

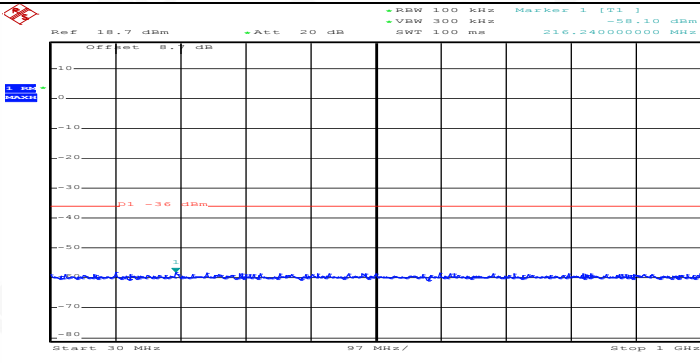
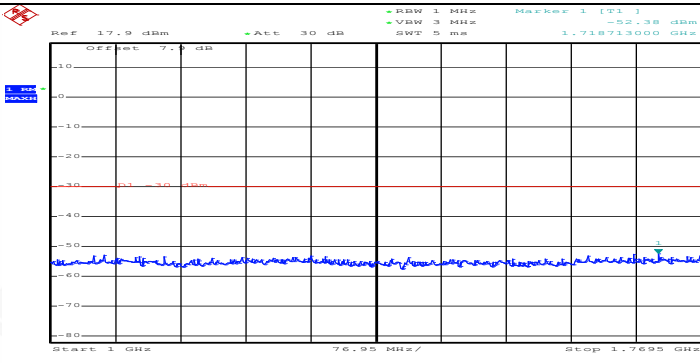
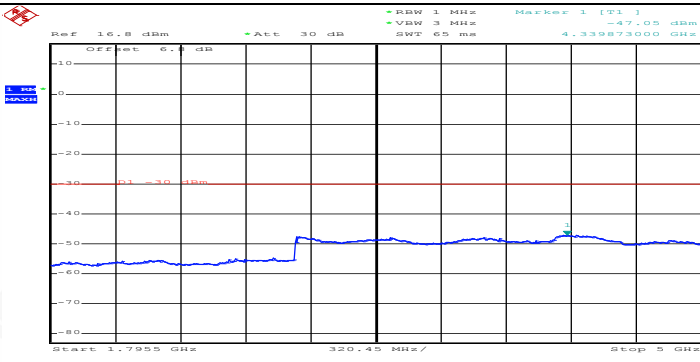
Co-existence	 <p>AAA Date: 16.OCT.2019 22:31:32</p>
Co-existence	 <p>AAA Date: 16.OCT.2019 22:31:38</p>
Co-existence	 <p>AAA Date: 16.OCT.2019 22:31:44</p>

Co-existence	 <p>AAA Date: 16.OCT.2019 22:31:50</p>
Co-existence	 <p>AAA Date: 16.OCT.2019 22:31:56</p>
Co-existence	 <p>AAA Date: 16.OCT.2019 22:32:02</p>

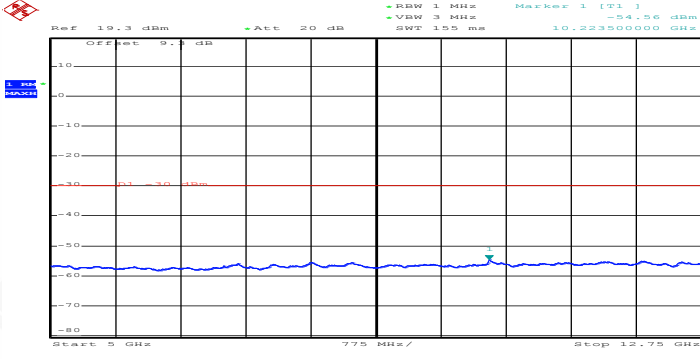
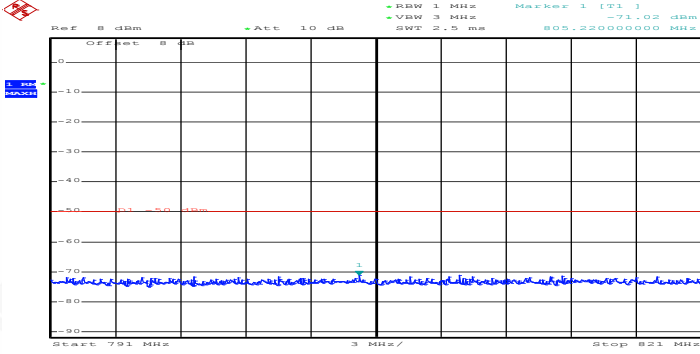
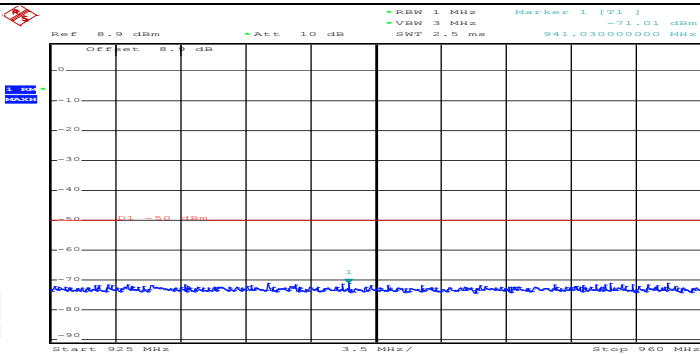
Co-existence	 <p>AAA Date: 16.OCT.2019 22:32:08</p>
Additional	NA

Channel Bandwidth= (5 MHz)_QPSK_HCH_FullIRB#0	
General	 <p>AAA Date: 16.OCT.2019 22:32:20</p>
General	 <p>AAA Date: 16.OCT.2019 22:32:32</p>

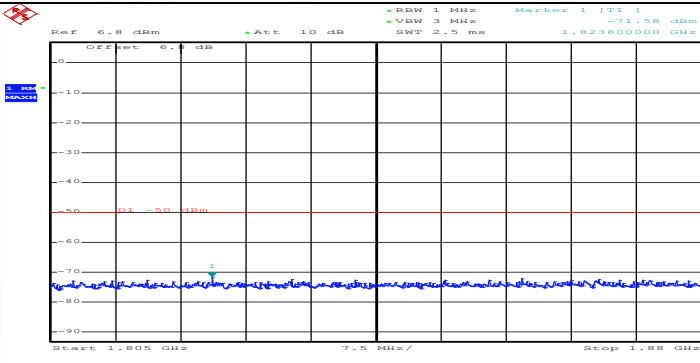
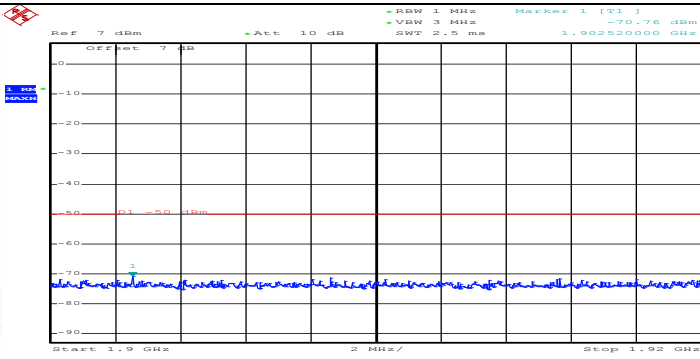
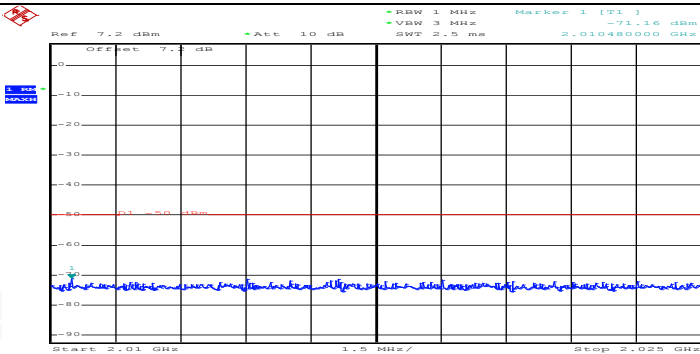


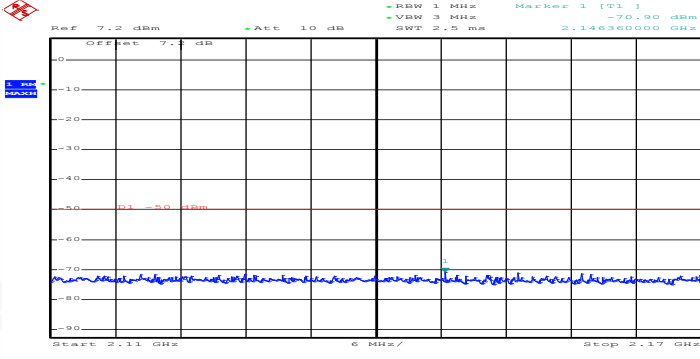
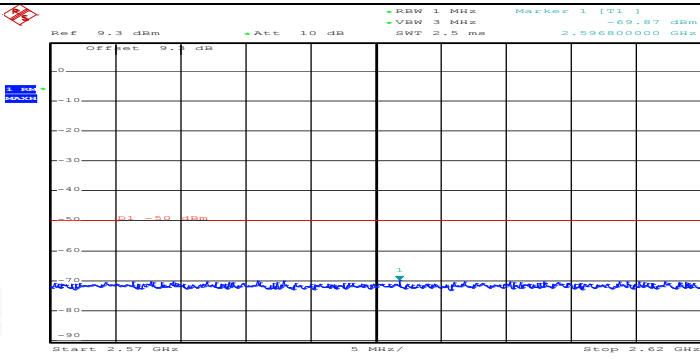
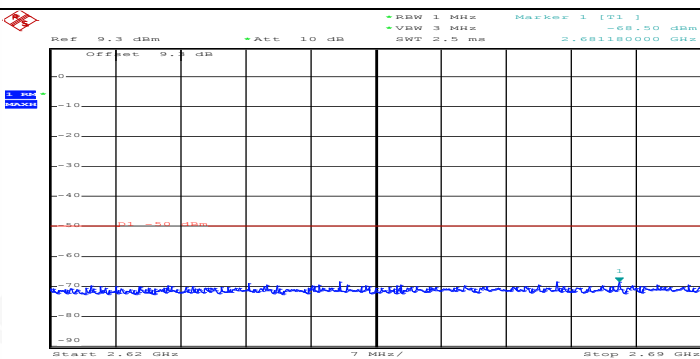
General	 <p>AAA Date: 16.OCT.2019 22:32:40</p>
General	 <p>AAA Date: 16.OCT.2019 22:32:46</p>
General	 <p>AAA Date: 16.OCT.2019 22:32:53</p>



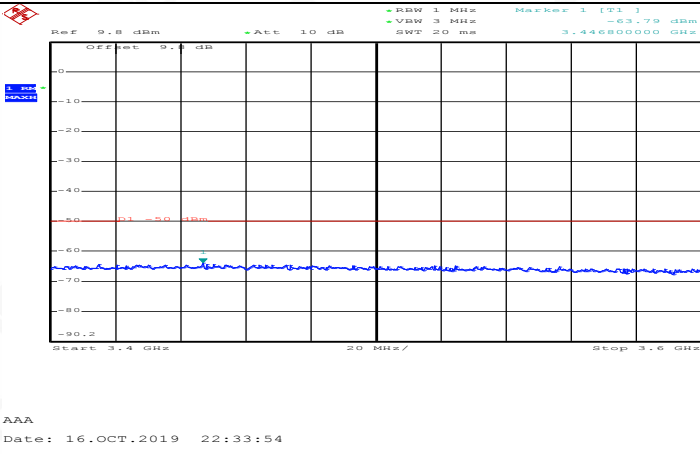
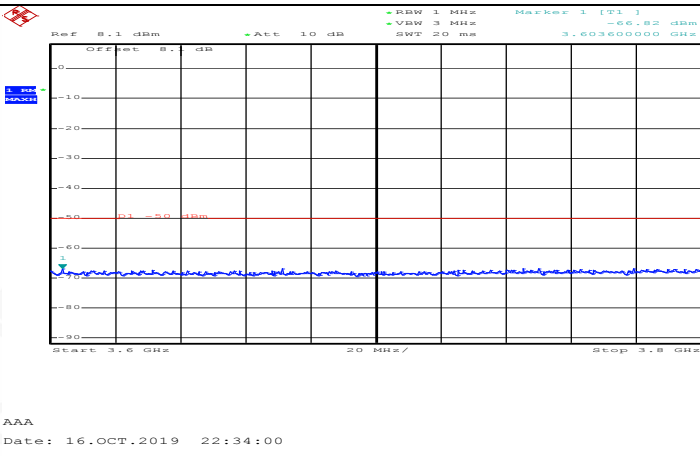
General	 <p>AAA Date: 16.OCT.2019 22:33:01</p>
Co-existence	 <p>AAA Date: 16.OCT.2019 22:33:07</p>
Co-existence	 <p>AAA Date: 16.OCT.2019 22:33:13</p>



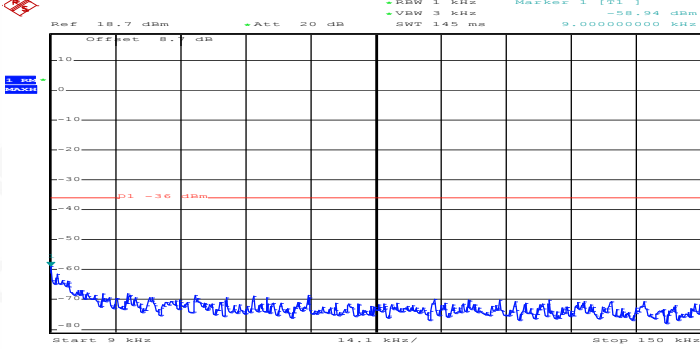
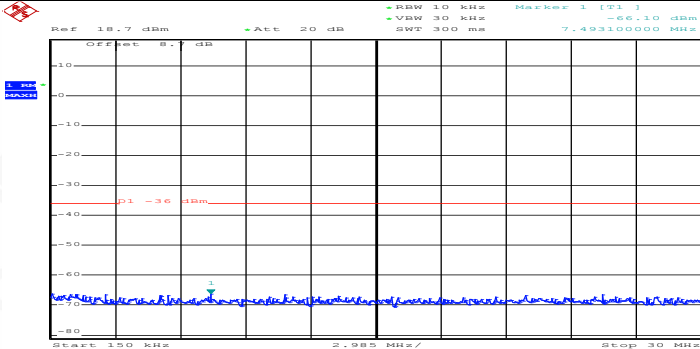
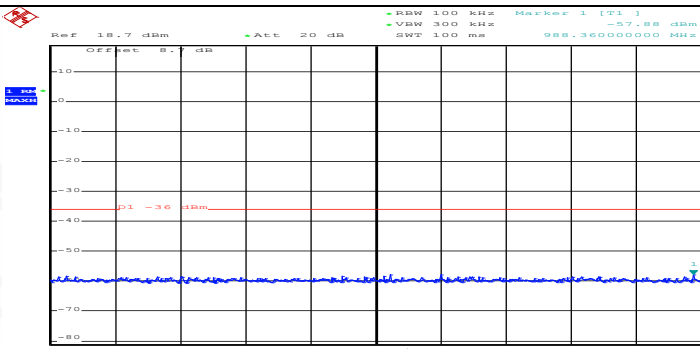
Co-existence	 <p>AAA Date: 16.OCT.2019 22:33:19</p>
Co-existence	 <p>AAA Date: 16.OCT.2019 22:33:25</p>
Co-existence	 <p>AAA Date: 16.OCT.2019 22:33:30</p>

Co-existence	 <p>AAA Date: 16.OCT.2019 22:33:36</p>
Co-existence	 <p>AAA Date: 16.OCT.2019 22:33:42</p>
Co-existence	 <p>AAA Date: 16.OCT.2019 22:33:48</p>



Co-existence	
Co-existence	
Additional	NA

Channel Bandwidth= (20 MHz)

Channel Bandwidth=Highest (20 MHz)_QPSK_LCH_1RB#0	
General	 <p>AAA Date: 16.OCT.2019 22:34:13</p>
General	 <p>AAA Date: 16.OCT.2019 22:34:25</p>
General	 <p>AAA Date: 16.OCT.2019 22:34:32</p>



Attestation of Global Compliance

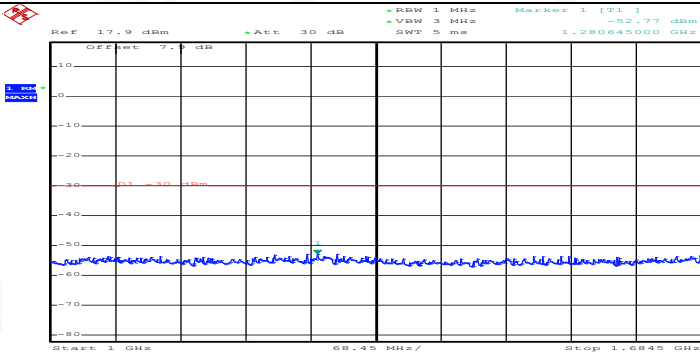
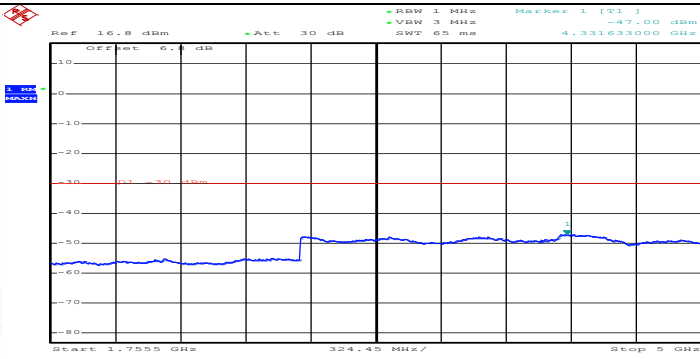
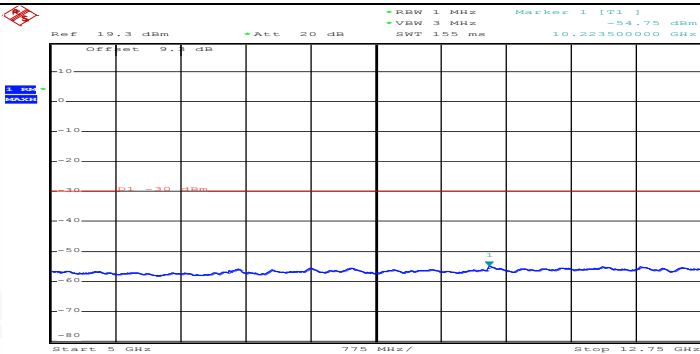
Attestation of Global Compliance(Shenzhen)Co.,Ltd.

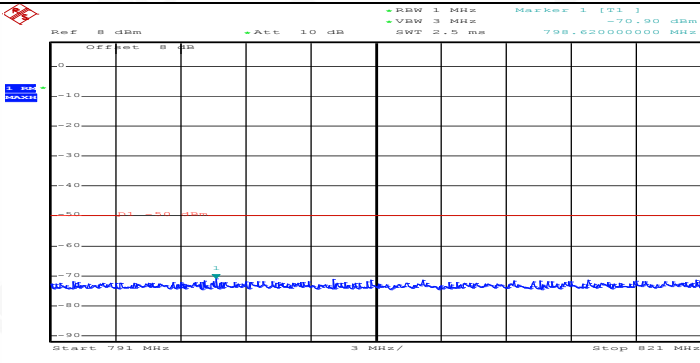
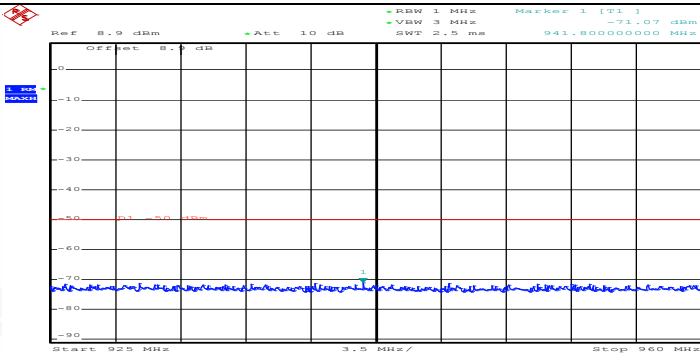
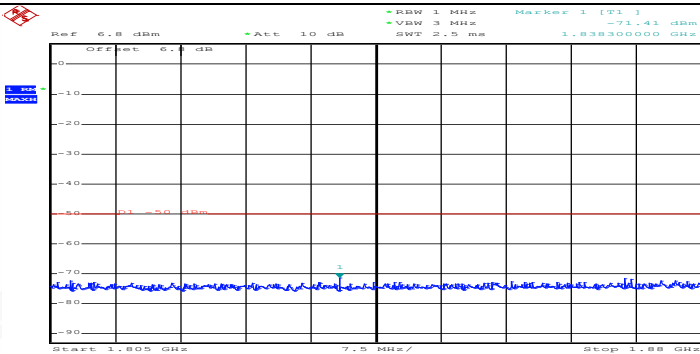
Add: 2/F., Building 2,Sanwei Chaxi Industrial Park, Sanwei Community,  
Hangcheng Street, Bao'an District, Shenzhen, Guangdong, China

Tel: +86-755 2523 4088

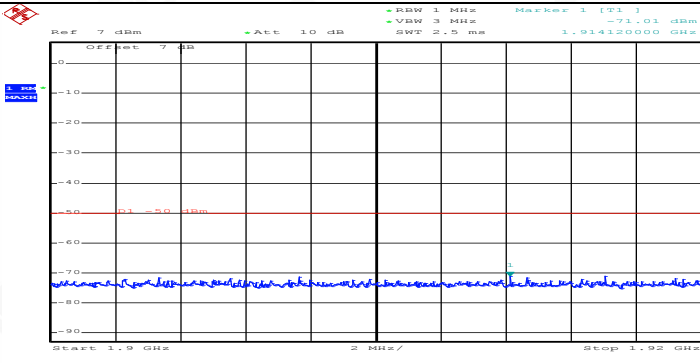
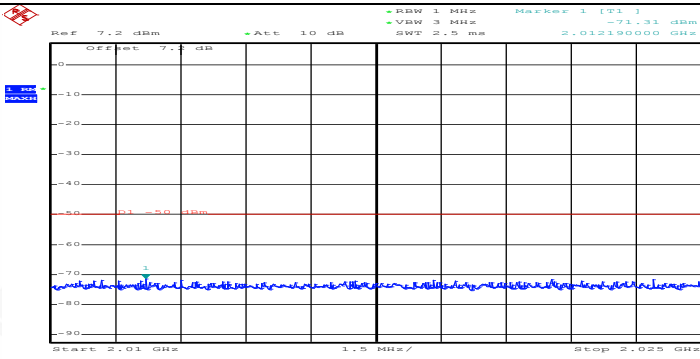
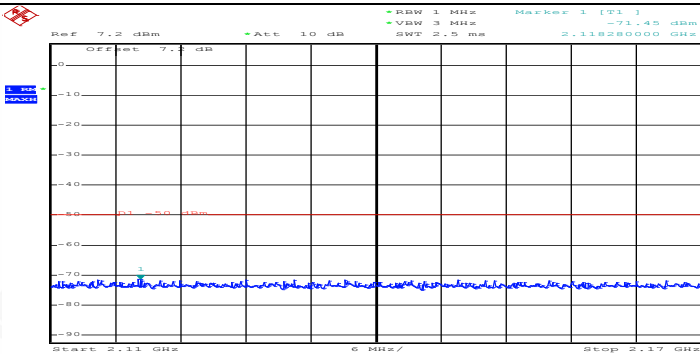
E-mail: agc@agc-cert.com

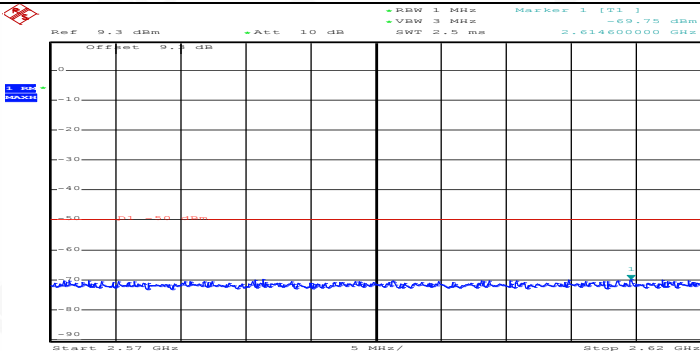
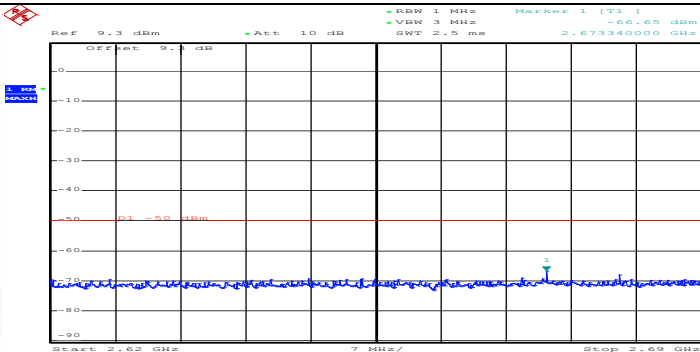
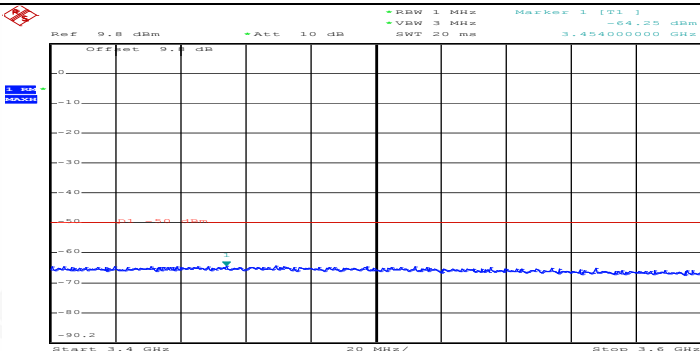
Service Hotline:400 089 2118

General	 <p>AAA Date: 16.OCT.2019 22:34:38</p>
General	 <p>AAA Date: 16.OCT.2019 22:34:45</p>
General	 <p>AAA Date: 16.OCT.2019 22:34:54</p>

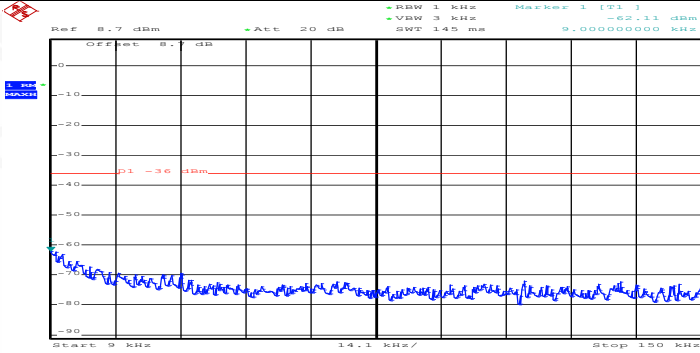
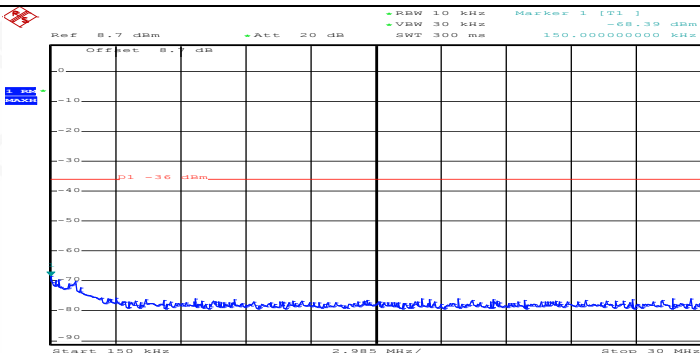
Co-existence	 <p>AAA Date: 16.OCT.2019 22:35:00</p>
Co-existence	 <p>AAA Date: 16.OCT.2019 22:35:06</p>
Co-existence	 <p>AAA Date: 16.OCT.2019 22:35:12</p>

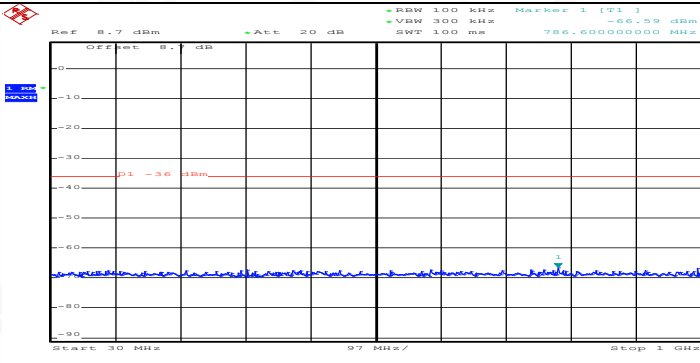
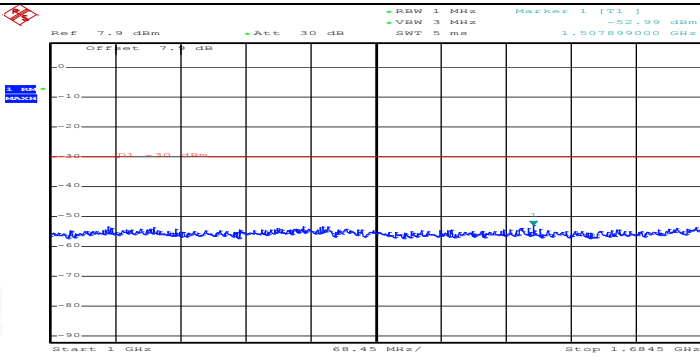
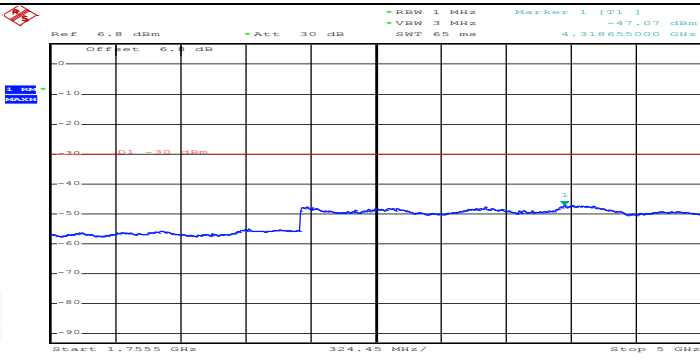


Co-existence	 <p>AAA Date: 16.OCT.2019 22:35:18</p>
Co-existence	 <p>AAA Date: 16.OCT.2019 22:35:23</p>
Co-existence	 <p>AAA Date: 16.OCT.2019 22:35:29</p>

Co-existence	 <p>AAA Date: 16.OCT.2019 22:35:35</p>
Co-existence	 <p>AAA Date: 16.OCT.2019 22:35:41</p>
Co-existence	 <p>AAA Date: 16.OCT.2019 22:35:47</p>

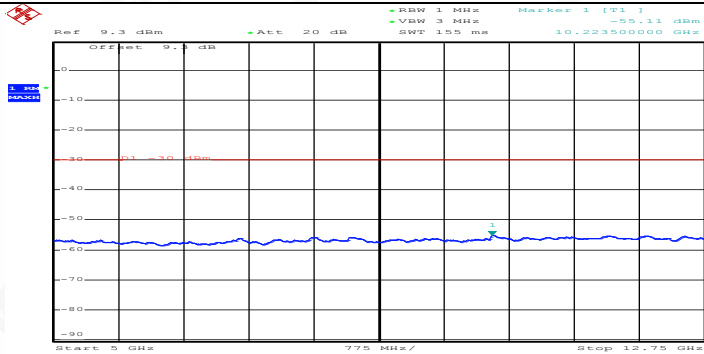
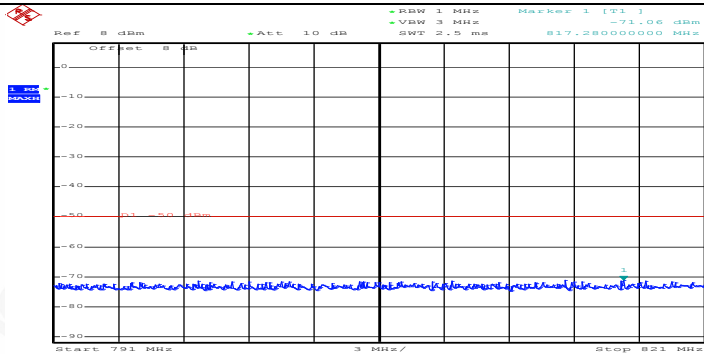
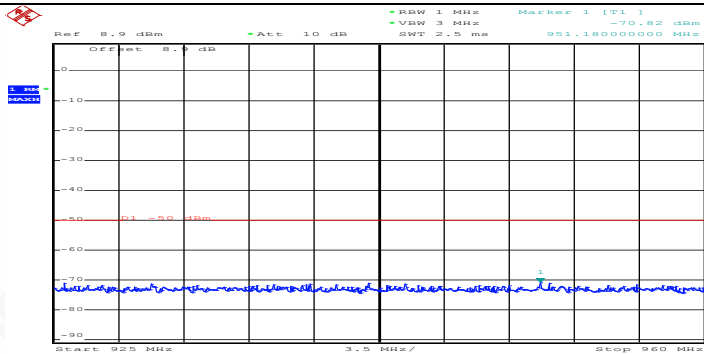
Co-existence	 <p>AAA Date: 16.OCT.2019 22:35:53</p>
Additional	NA

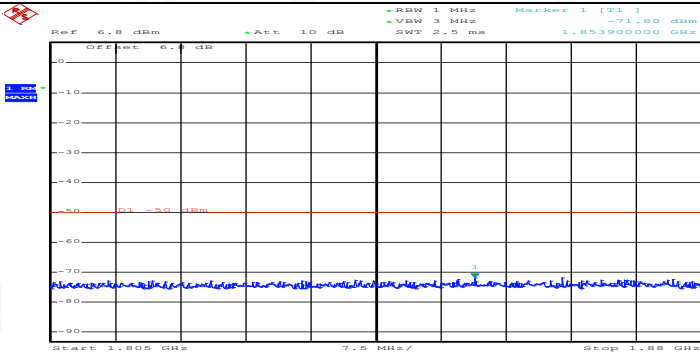
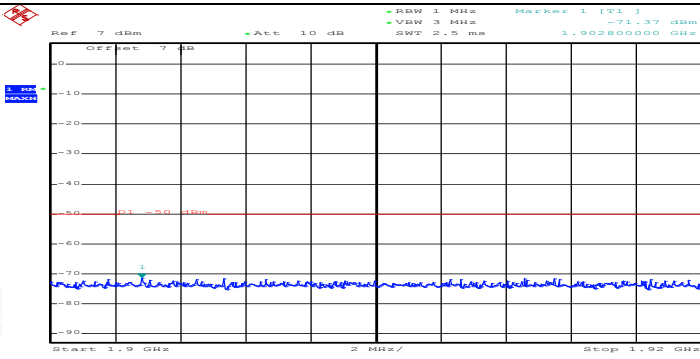
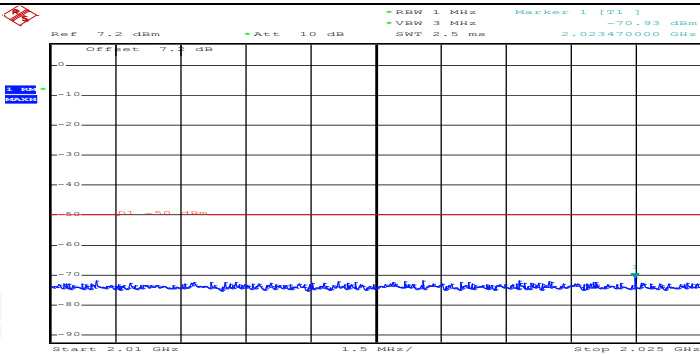
Channel Bandwidth=Highest (20 MHz)_QPSK_LCH_1RB#max	
General	 <p>AAA Date: 16.OCT.2019 22:36:02</p>
General	 <p>AAA Date: 16.OCT.2019 22:36:14</p>

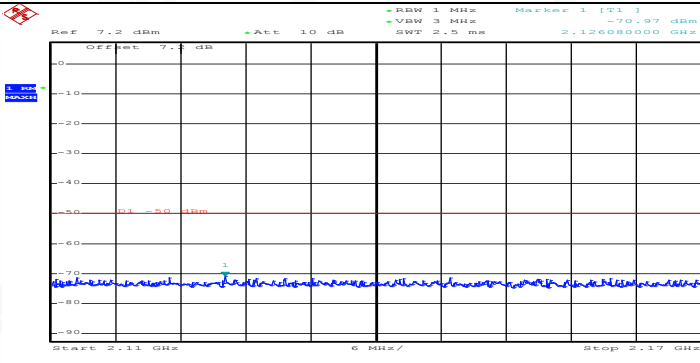
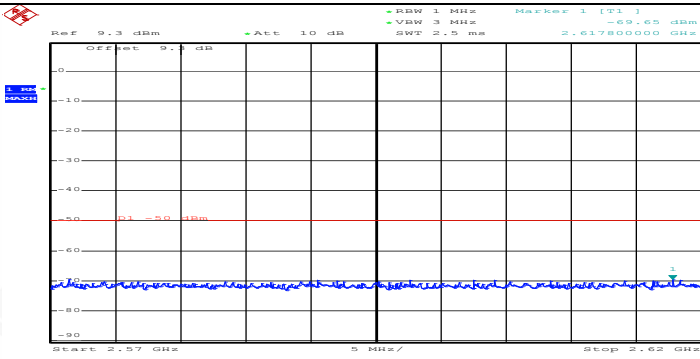
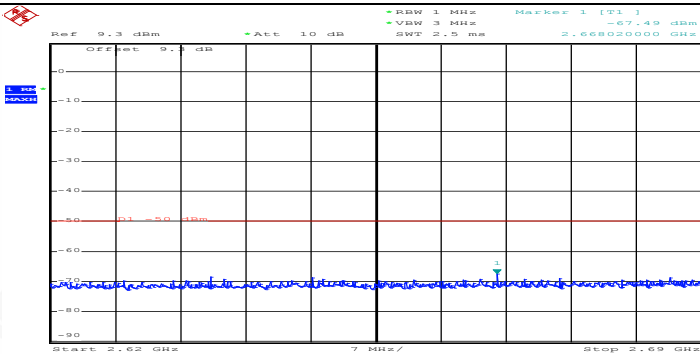
General	 <p>Ref: 8.7 dBm Att: 20 dB RBW: 100 kHz Marker 1 [T1] -60.59 dBm VSW: 300 kHz SWT: 100 ms 786.60000000 MHz</p> <p>Start: 30 MHz 97 MHz/ Stop: 1 GHz</p> <p>AAA Date: 16.OCT.2019 22:36:21</p>
General	 <p>Ref: 7.9 dBm Att: 30 dB RBW: 1 MHz Marker 1 [T1] -52.99 dBm VSW: 3 MHz SWT: 5 ms 1.50789900 GHz</p> <p>Start: 1 GHz 68.45 MHz/ Stop: 1.6845 GHz</p> <p>AAA Date: 16.OCT.2019 22:36:27</p>
General	 <p>Ref: 6.8 dBm Att: 30 dB RBW: 1 MHz Marker 1 [T1] -47.07 dBm VSW: 3 MHz SWT: 65 ms 4.318655000 GHz</p> <p>Start: 1.7555 GHz 324.45 MHz/ Stop: 5 GHz</p> <p>AAA Date: 16.OCT.2019 22:36:34</p>

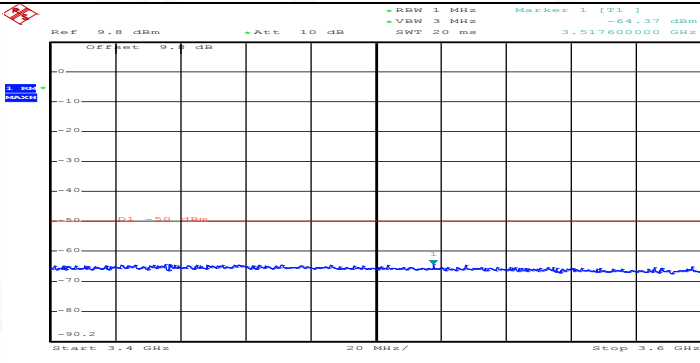
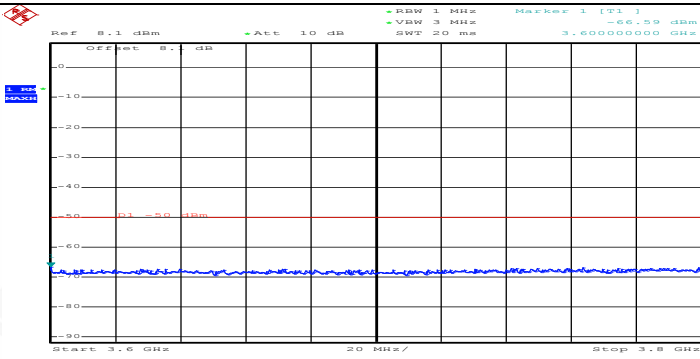


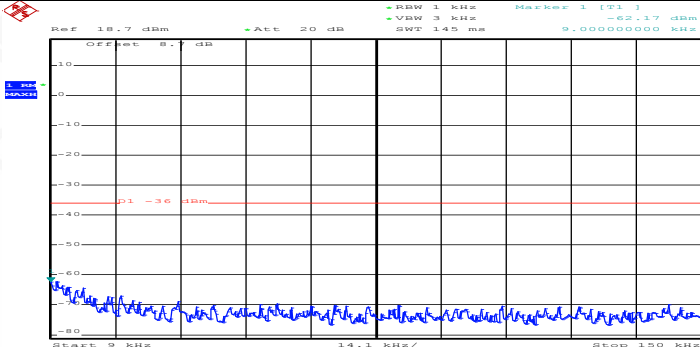


General	 <p>AAA Date: 16.OCT.2019 22:36:43</p>
Co-existence	 <p>AAA Date: 16.OCT.2019 22:36:49</p>
Co-existence	 <p>AAA Date: 16.OCT.2019 22:36:55</p>

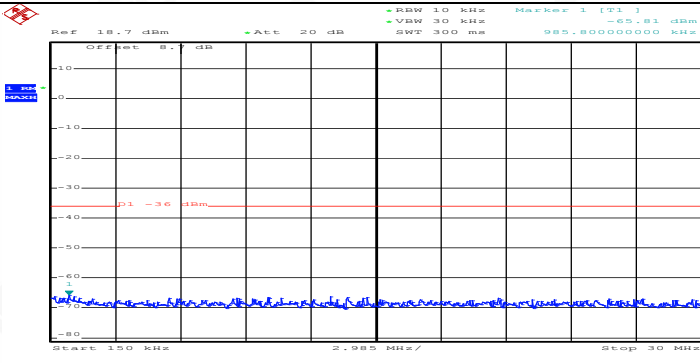
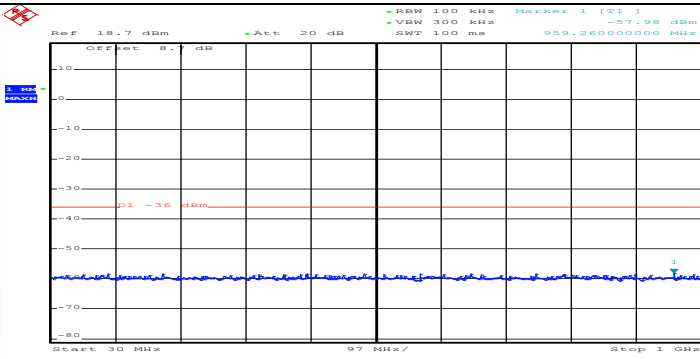
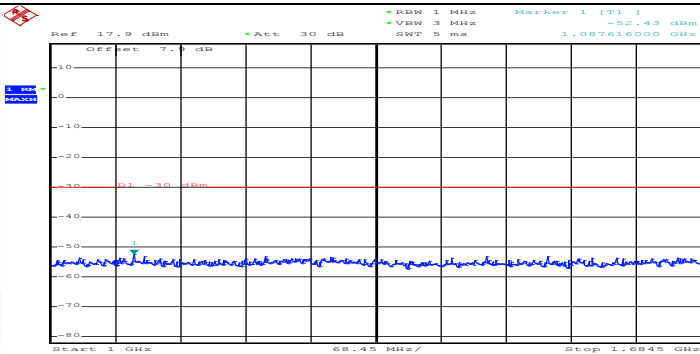
Co-existence	 <p>AAA Date: 16.OCT.2019 22:37:01</p>
Co-existence	 <p>AAA Date: 16.OCT.2019 22:37:07</p>
Co-existence	 <p>AAA Date: 16.OCT.2019 22:37:12</p>

Co-existence	 <p>AAA Date: 16.OCT.2019 22:37:18</p>
Co-existence	 <p>AAA Date: 16.OCT.2019 22:37:24</p>
Co-existence	 <p>AAA Date: 16.OCT.2019 22:37:30</p>

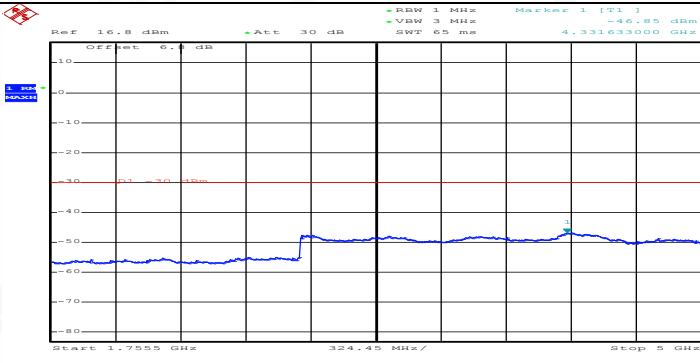
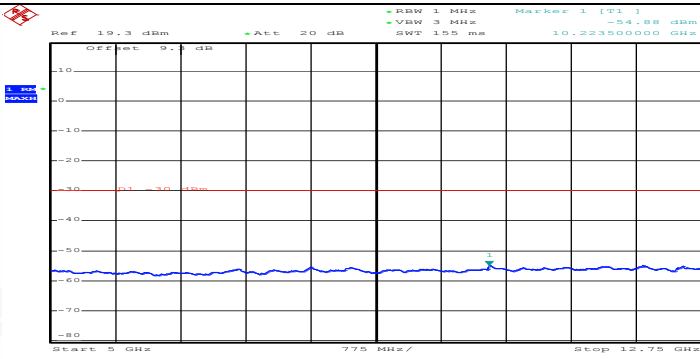
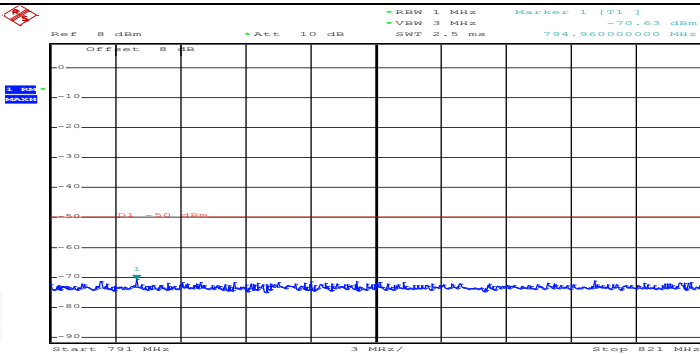
Co-existence	 <p>AAA Date: 16.OCT.2019 22:37:36</p>
Co-existence	 <p>AAA Date: 16.OCT.2019 22:37:42</p>
Additional	NA

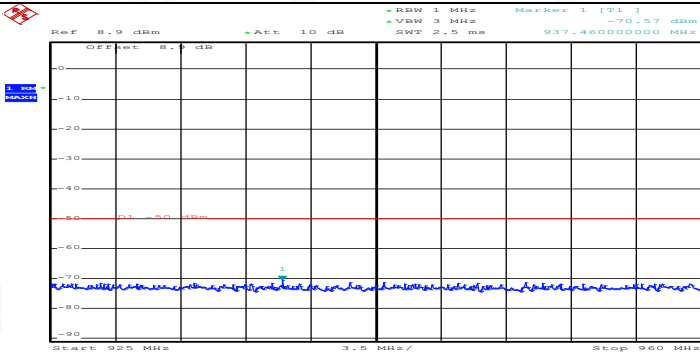
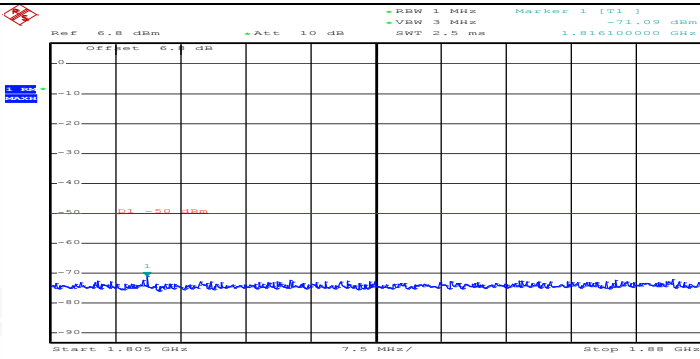
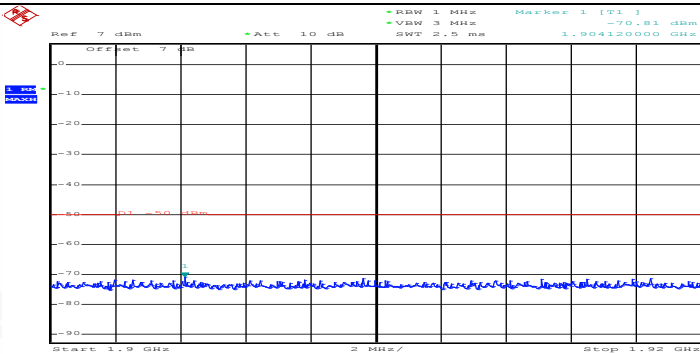
Channel Bandwidth=Highest (20 MHz)_QPSK_LCH_FullIRB#0	
General	 <p>AAA Date: 16.OCT.2019 22:37:55</p>

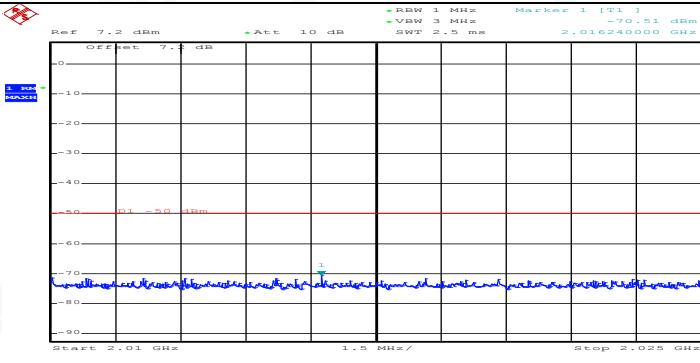
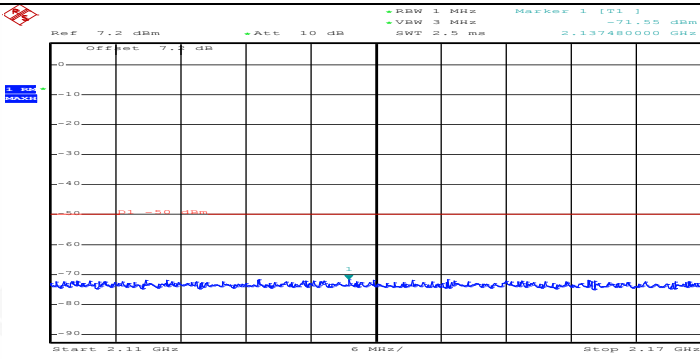
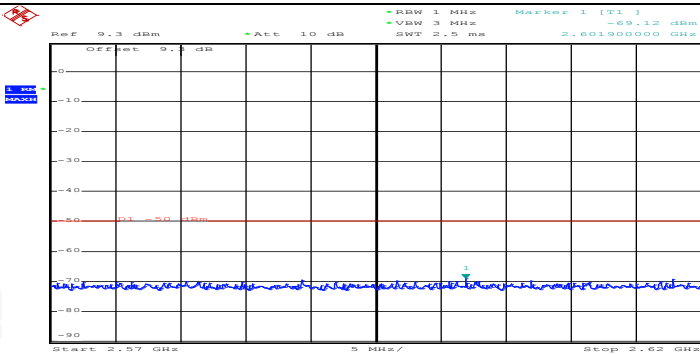


General	 <p>AAA Date: 16.OCT.2019 22:38:07</p>
General	 <p>AAA Date: 16.OCT.2019 22:38:14</p>
General	 <p>AAA Date: 16.OCT.2019 22:38:20</p>

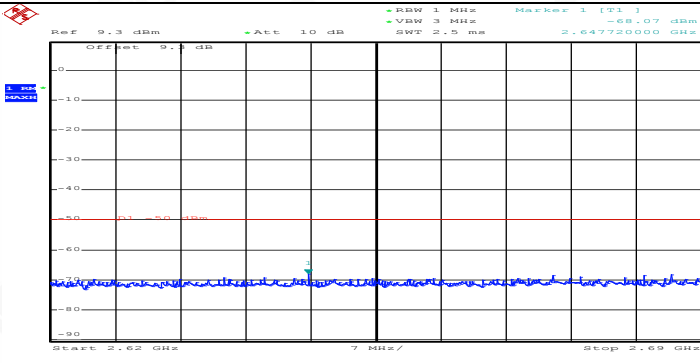
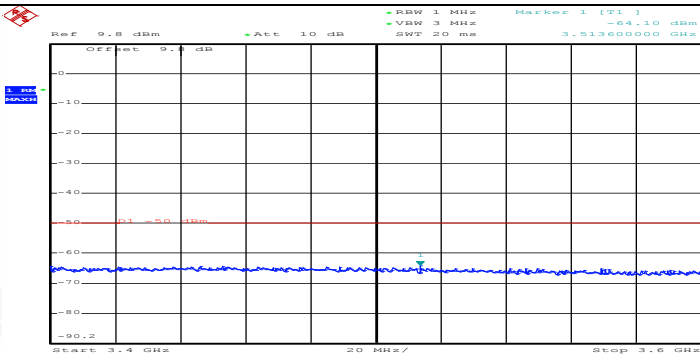
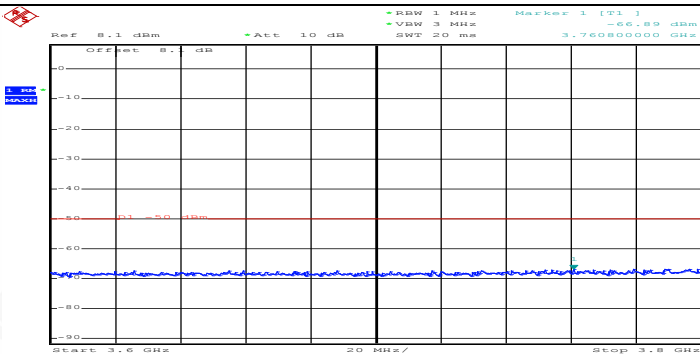


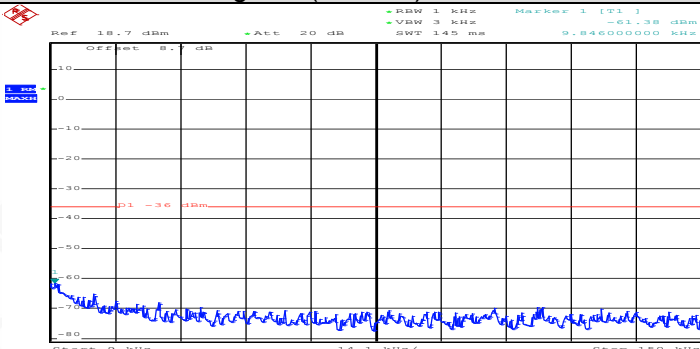
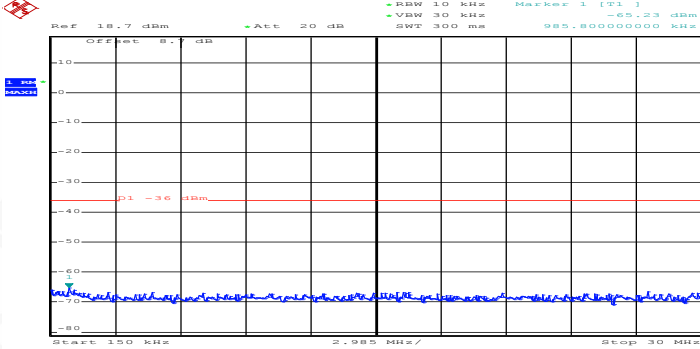
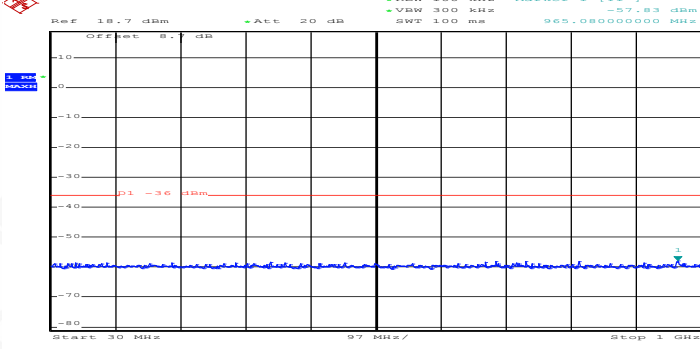
General	 <p>AAA Date: 16.OCT.2019 22:38:27</p>
General	 <p>AAA Date: 16.OCT.2019 22:38:36</p>
Co-existence	 <p>AAA Date: 16.OCT.2019 22:38:42</p>

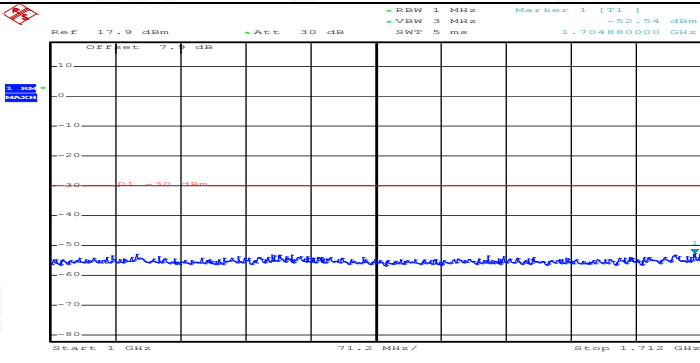
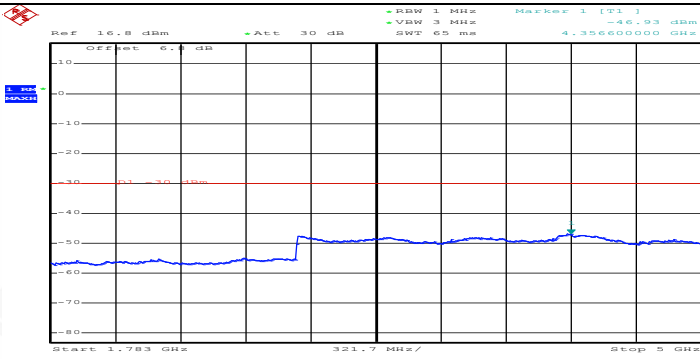
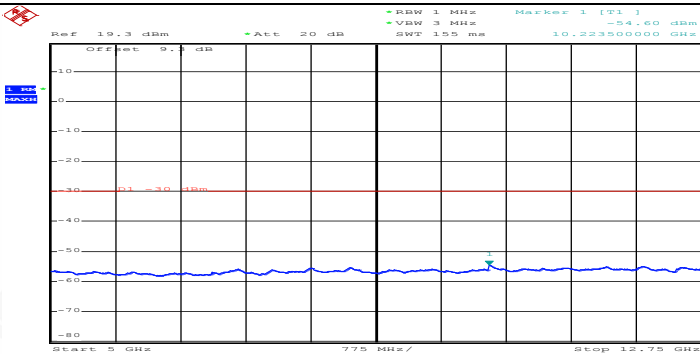
Co-existence	 <p>AAA Date: 16.OCT.2019 22:38:48</p>
Co-existence	 <p>AAA Date: 16.OCT.2019 22:38:54</p>
Co-existence	 <p>AAA Date: 16.OCT.2019 22:39:00</p>

Co-existence	 <p>AAA Date: 16.OCT.2019 22:39:05</p>
Co-existence	 <p>AAA Date: 16.OCT.2019 22:39:11</p>
Co-existence	 <p>AAA Date: 16.OCT.2019 22:39:17</p>

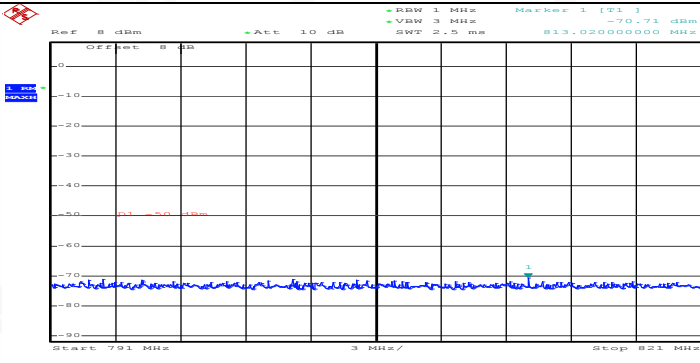
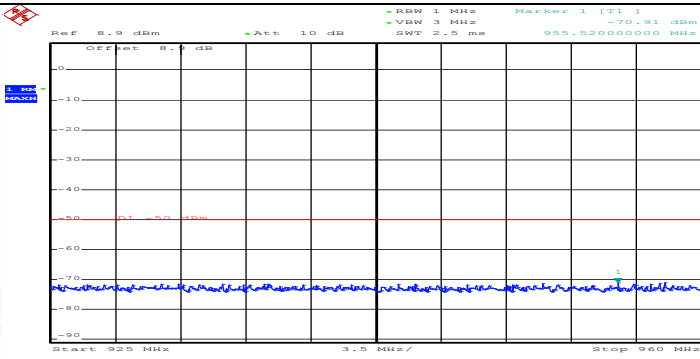
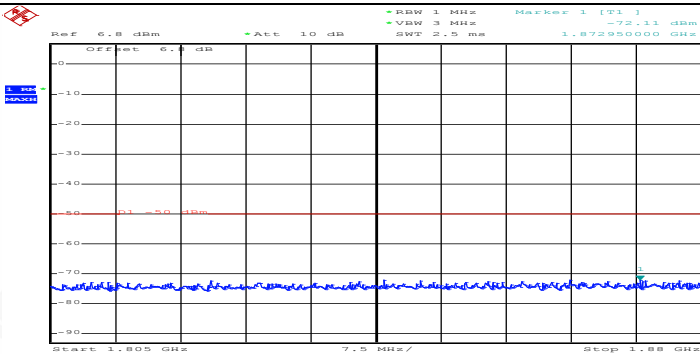


Co-existence	 <p>AAA Date: 16.OCT.2019 22:39:23</p>
Co-existence	 <p>AAA Date: 16.OCT.2019 22:39:29</p>
Co-existence	 <p>AAA Date: 16.OCT.2019 22:39:35</p>
Additional	NA

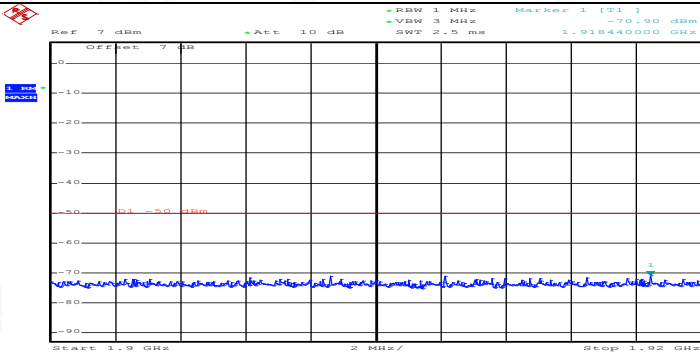
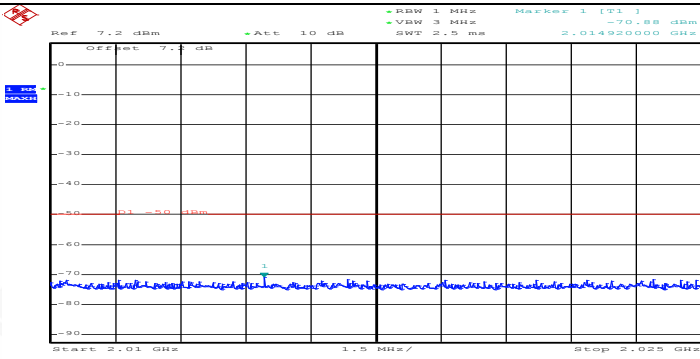
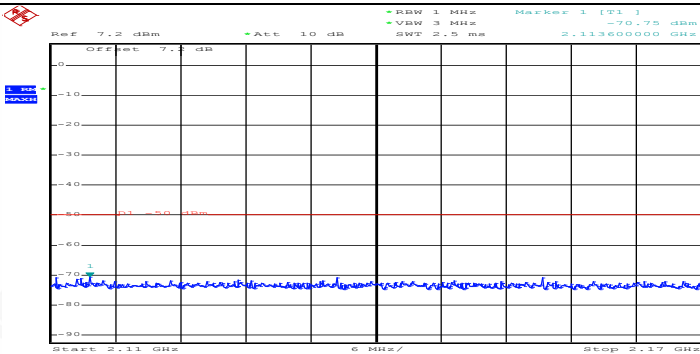
Channel Bandwidth=Highest (20 MHz)_QPSK_MCH_1RB#0	
General	 <p>AAA Date: 16.OCT.2019 22:39:48</p>
General	 <p>AAA Date: 16.OCT.2019 22:40:00</p>
General	 <p>AAA Date: 16.OCT.2019 22:40:07</p>

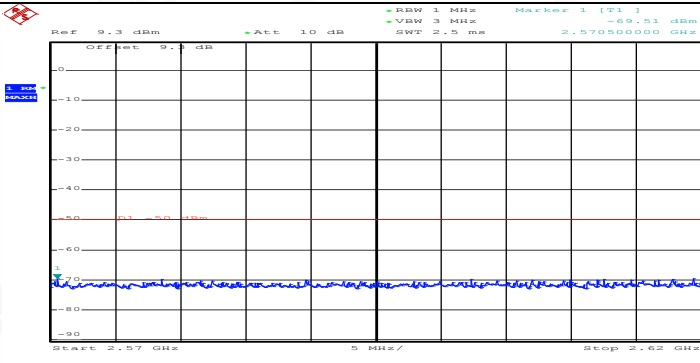
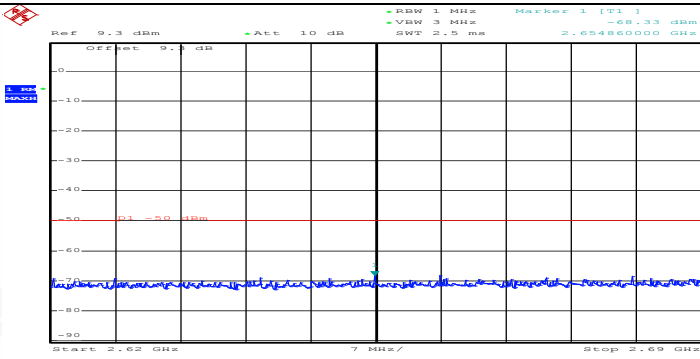
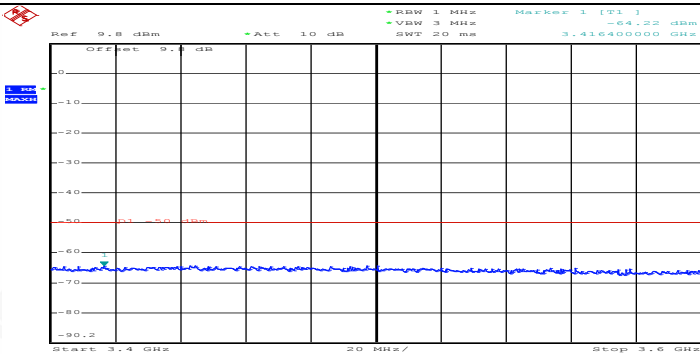
General	 <p>Ref 17.9 dBm    Att 30 dB    RBW 1 MHz    Marker 1 [T1]    -55.54 dBm VSW 3 MHz    SWT 5 ms    1.70488000 GHz</p> <p>Start 1 GHz    71.2 MHz/    Stop 1.712 GHz</p> <p>AAA Date: 16.OCT.2019 22:40:13</p>
General	 <p>Ref 16.8 dBm    Att 30 dB    RBW 1 MHz    Marker 1 [T1]    -46.93 dBm VSW 3 MHz    SWT 65 ms    4.35600000 GHz</p> <p>Start 1.783 GHz    321.7 MHz/    Stop 5 GHz</p> <p>AAA Date: 16.OCT.2019 22:40:20</p>
General	 <p>Ref 19.3 dBm    Att 20 dB    RBW 1 MHz    Marker 1 [T1]    -54.60 dBm VSW 3 MHz    SWT 155 ms    10.22350000 GHz</p> <p>Start 5 GHz    775 MHz/    Stop 12.75 GHz</p> <p>AAA Date: 16.OCT.2019 22:40:29</p>

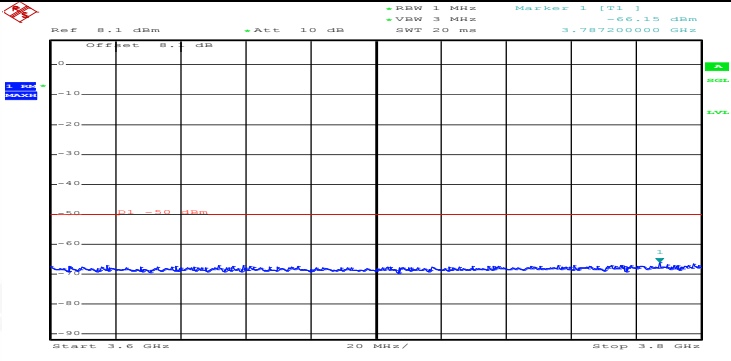


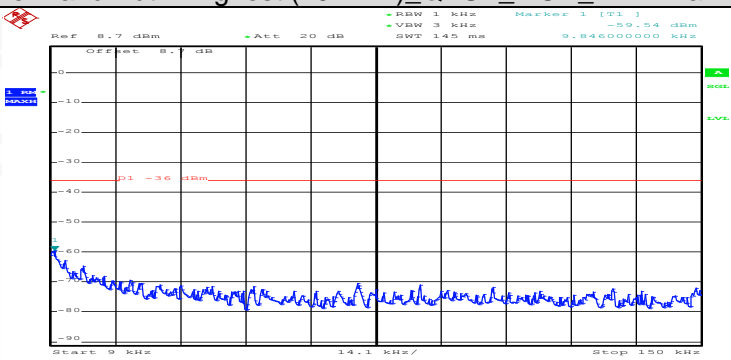
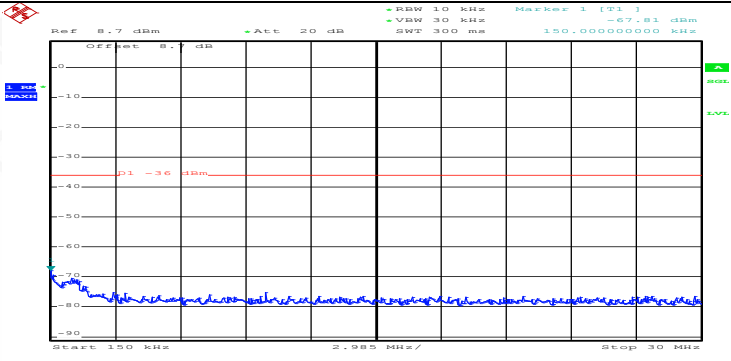
Co-existence	 <p>AAA Date: 16.OCT.2019 22:40:35</p>
Co-existence	 <p>AAA Date: 16.OCT.2019 22:40:41</p>
Co-existence	 <p>AAA Date: 16.OCT.2019 22:40:47</p>

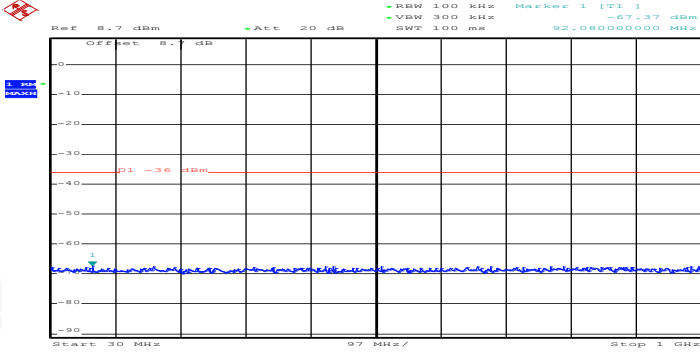
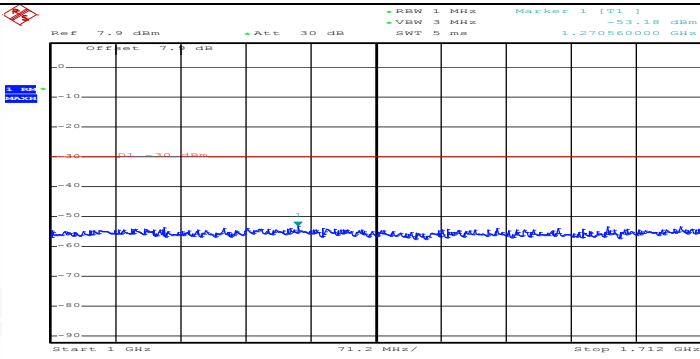
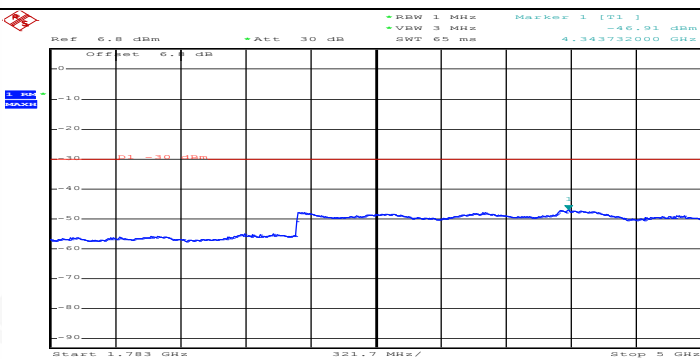


Co-existence	 <p>AAA Date: 16.OCT.2019 22:40:53</p>
Co-existence	 <p>AAA Date: 16.OCT.2019 22:40:58</p>
Co-existence	 <p>AAA Date: 16.OCT.2019 22:41:04</p>

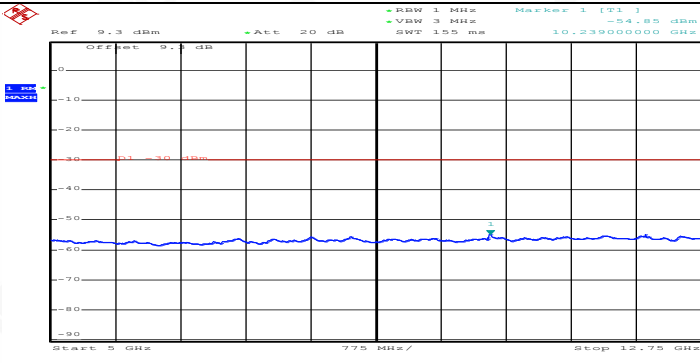
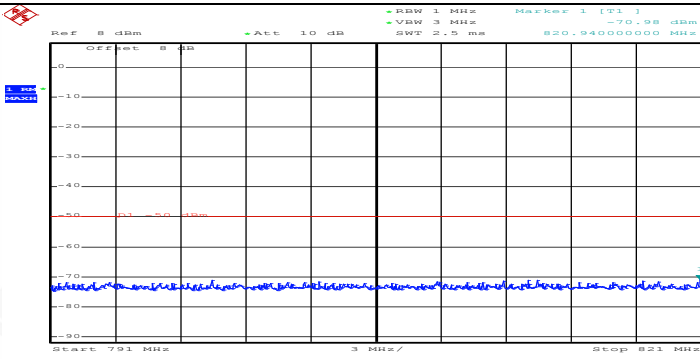
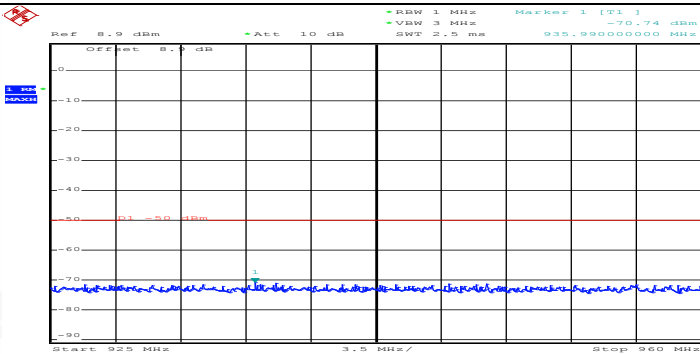
Co-existence	 <p>AAA Date: 16.OCT.2019 22:41:10</p>
Co-existence	 <p>AAA Date: 16.OCT.2019 22:41:16</p>
Co-existence	 <p>AAA Date: 16.OCT.2019 22:41:22</p>

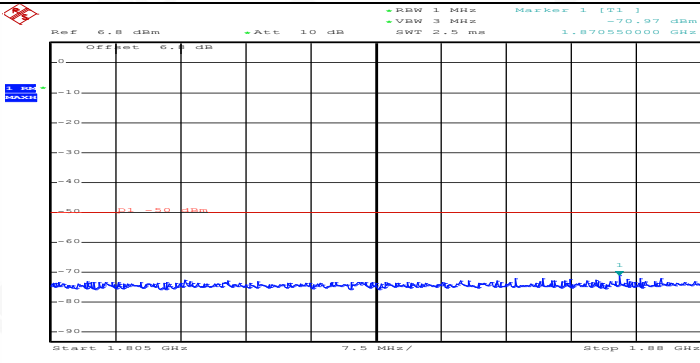
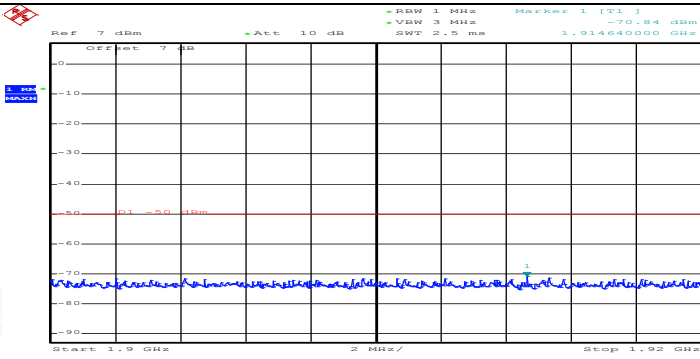
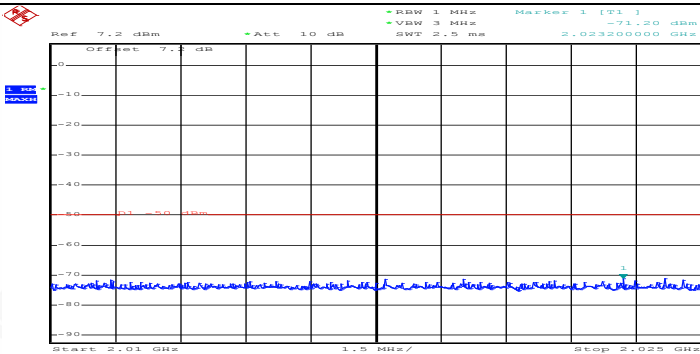
Co-existence	 <p>AAA Date: 16.OCT.2019 22:41:28</p>
Additional	NA

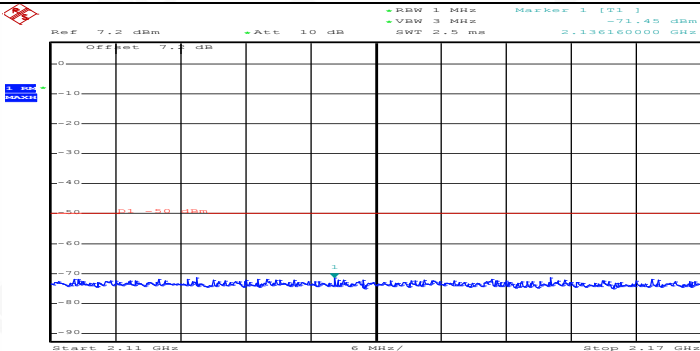
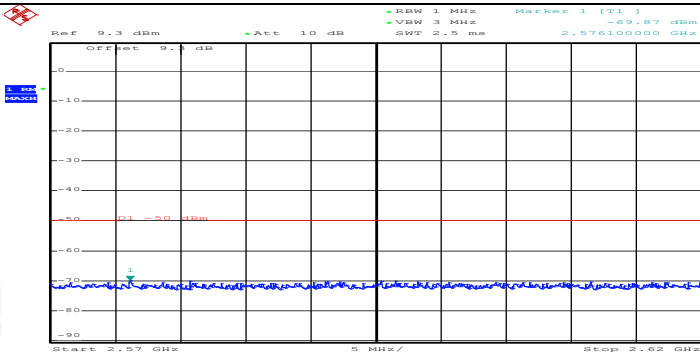
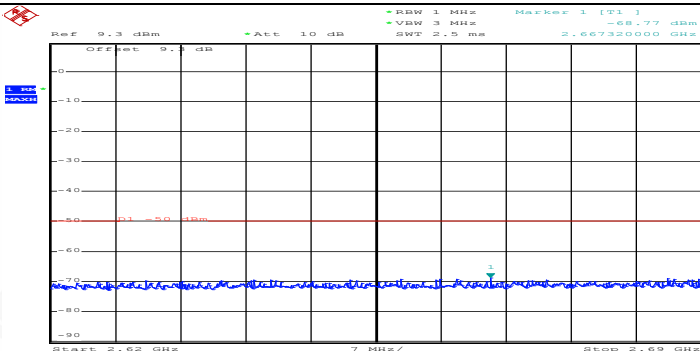
Channel Bandwidth=Highest (20 MHz) QPSK_MCH_1RB#max	
General	 <p>AAA Date: 16.OCT.2019 22:41:37</p>
General	 <p>AAA Date: 16.OCT.2019 22:41:49</p>

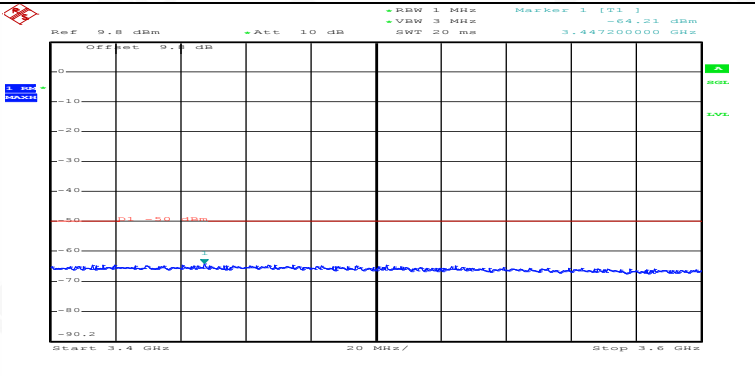
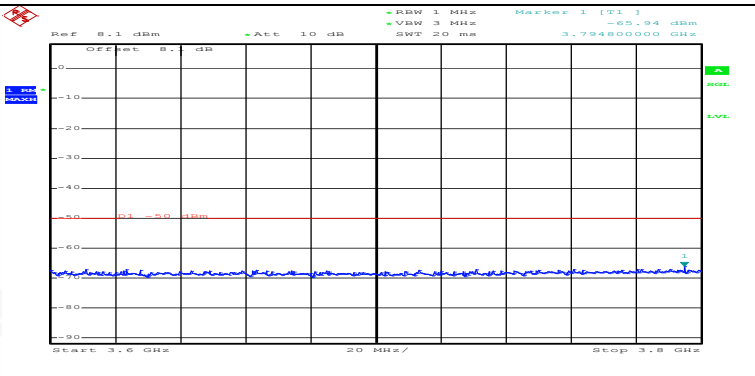
General	 <p>AAA Date: 16.OCT.2019 22:41:56</p>
General	 <p>AAA Date: 16.OCT.2019 22:42:02</p>
General	 <p>AAA Date: 16.OCT.2019 22:42:09</p>



General	 <p>AAA Date: 16.OCT.2019 22:42:18</p>
Co-existence	 <p>AAA Date: 16.OCT.2019 22:42:24</p>
Co-existence	 <p>AAA Date: 16.OCT.2019 22:42:30</p>

Co-existence	 <p>AAA Date: 16.OCT.2019 22:42:36</p>
Co-existence	 <p>AAA Date: 16.OCT.2019 22:42:41</p>
Co-existence	 <p>AAA Date: 16.OCT.2019 22:42:47</p>

Co-existence	 <p>AAA Date: 22.OCT.2019 17:53:41</p>
Co-existence	 <p>AAA Date: 22.OCT.2019 17:53:46</p>
Co-existence	 <p>AAA Date: 22.OCT.2019 17:53:52</p>

<p>Co-existence</p>	 <p>Ref 9.8 dBm Att 1.0 dB</p> <p>Marker 1 [T1] -64.21 dBm</p> <p>Start 3.4 GHz Stop 3.6 GHz</p> <p>AAA Date: 22.OCT.2019 17:53:58</p>
<p>Co-existence</p>	 <p>Ref 8.1 dBm Att 1.0 dB</p> <p>Marker 1 [T1] -65.94 dBm</p> <p>Start 3.6 GHz Stop 3.8 GHz</p> <p>AAA Date: 22.OCT.2019 17:54:04</p>
<p>Additional</p>	<p>NA</p>

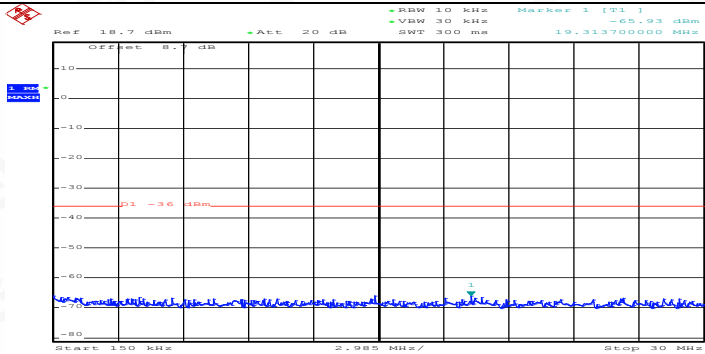
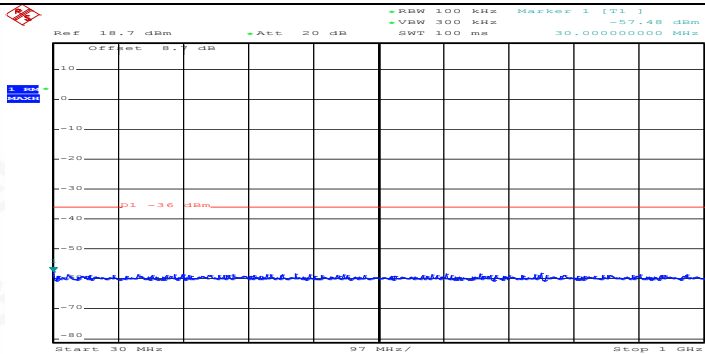
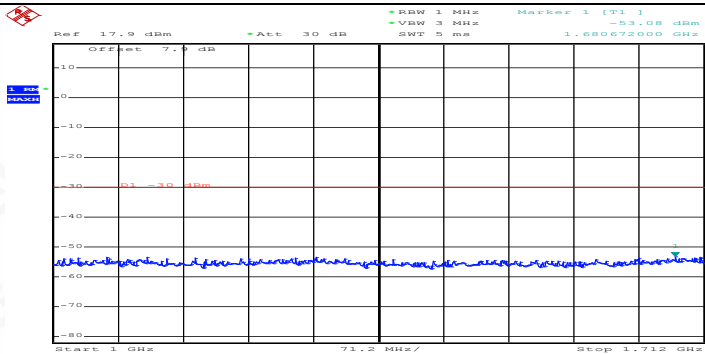
Channel Bandwidth=Highest (20 MHz)\_QPSK\_MCH\_FullIRB#0

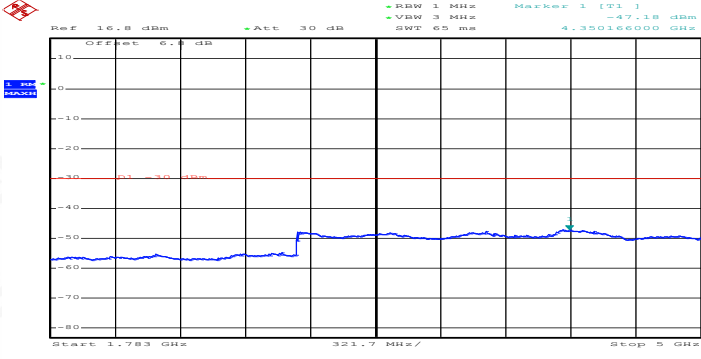
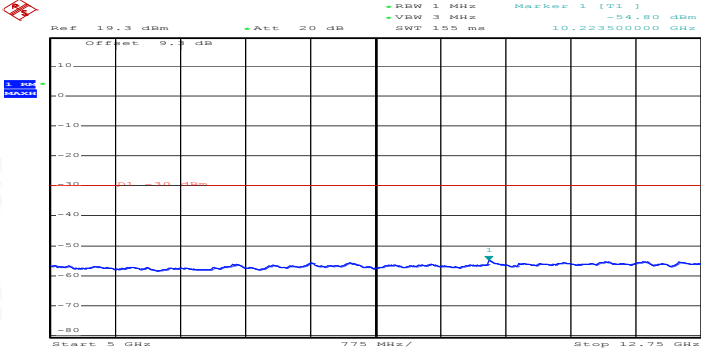
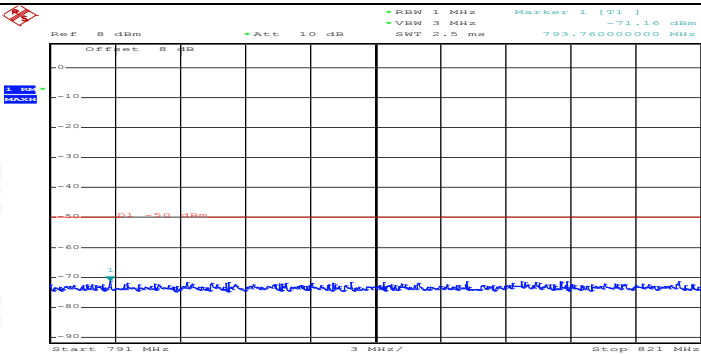
Ref 18.7 dBm Att 20 dB RBW 3 kHz VSW 3 kHz SWT 1.45 ms Marker 1 [T1] -61.01 dBm 9.000000000 kHz

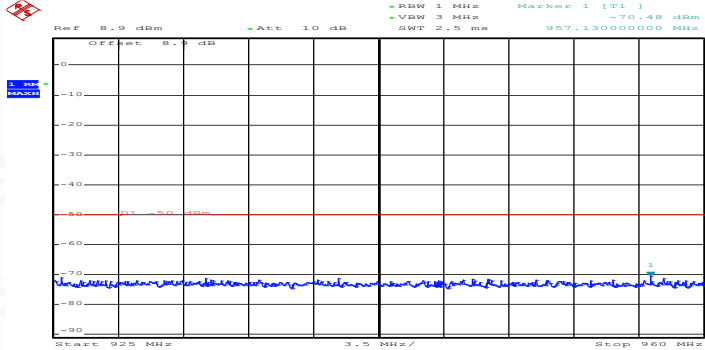
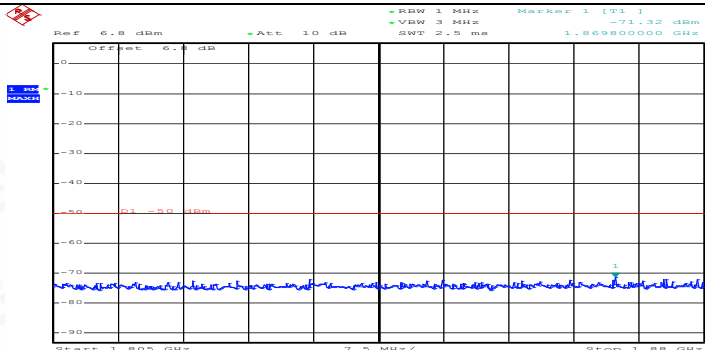
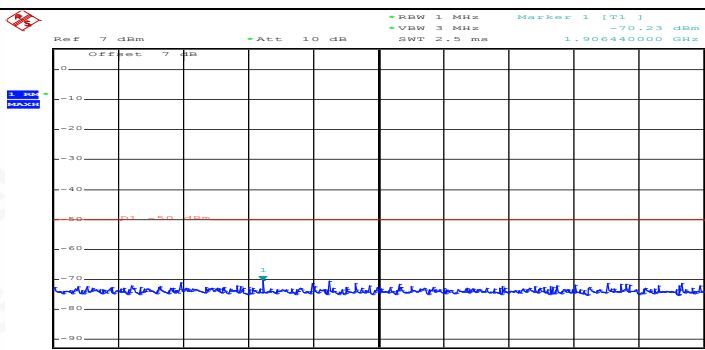
Start 9 kHz 14.1 kHz Stop 150 kHz

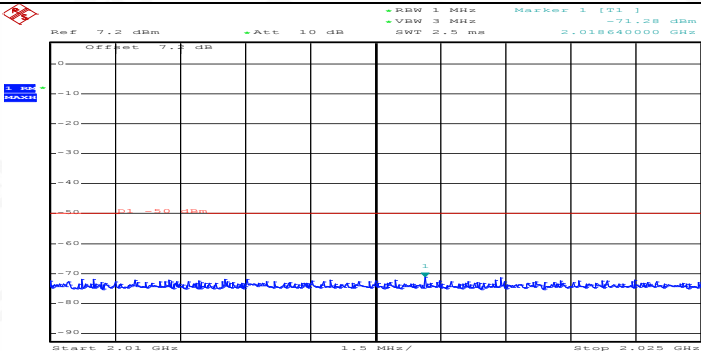
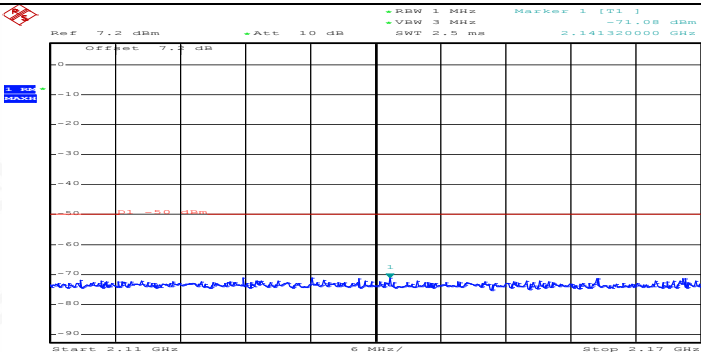
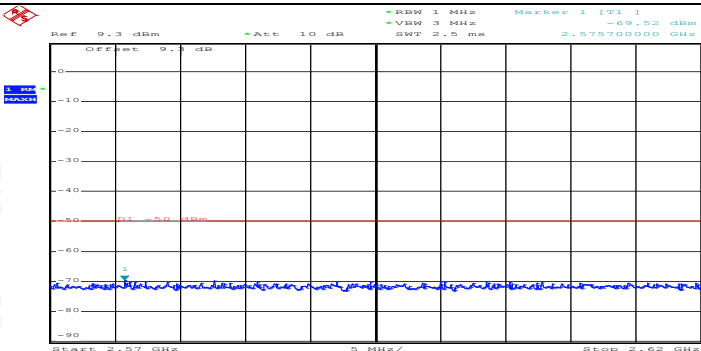
AAA  
Date: 22.OCT.2019 17:54:16



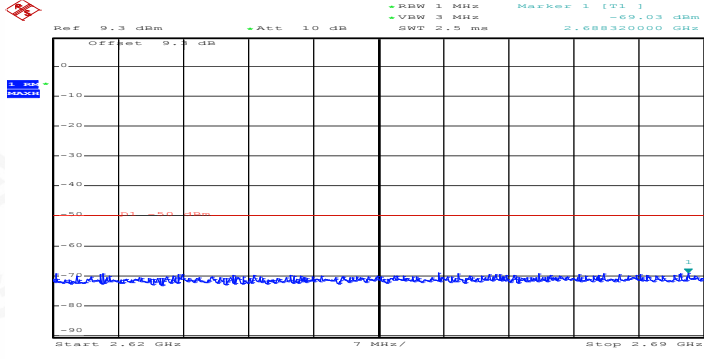
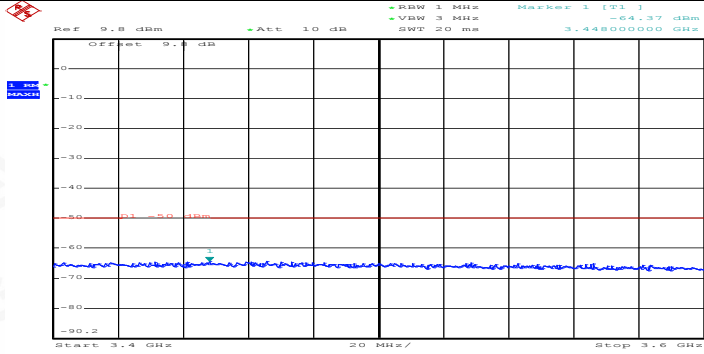
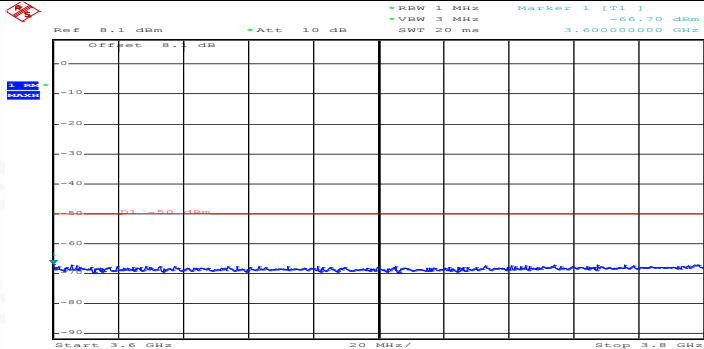
General	 <p>AAA Date: 22.OCT.2019 17:54:28</p>
General	 <p>AAA Date: 22.OCT.2019 17:54:35</p>
General	 <p>AAA Date: 22.OCT.2019 17:54:41</p>

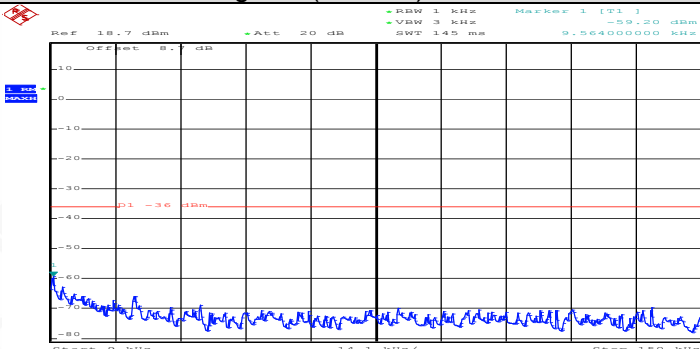
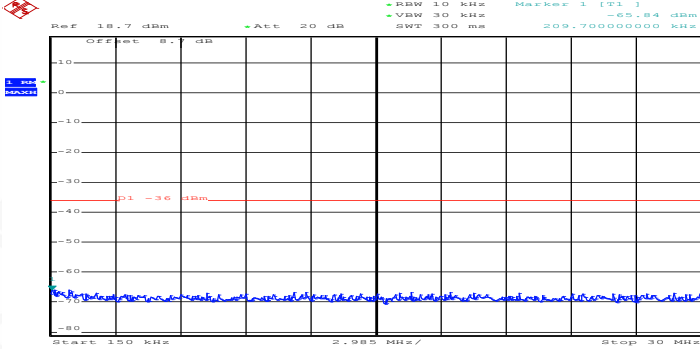
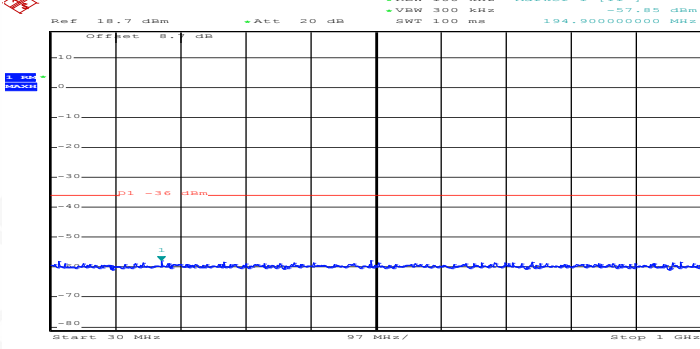
General	 <p>AAA Date: 22.OCT.2019 17:54:48</p>
General	 <p>AAA Date: 22.OCT.2019 17:54:56</p>
Co-existence	 <p>AAA Date: 22.OCT.2019 17:55:02</p>

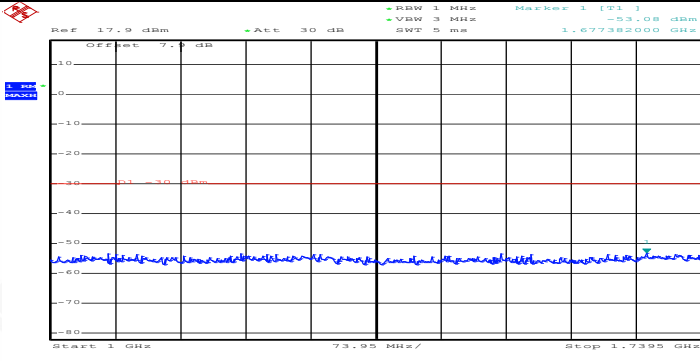
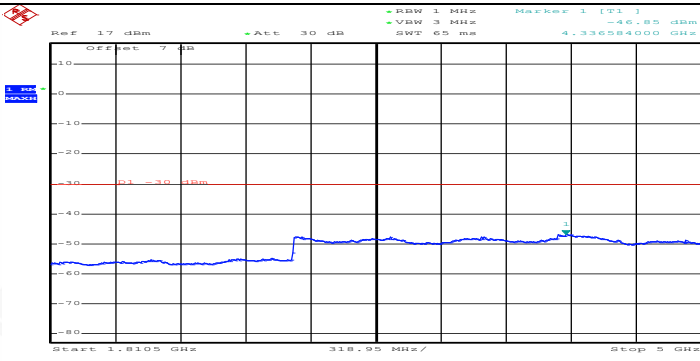
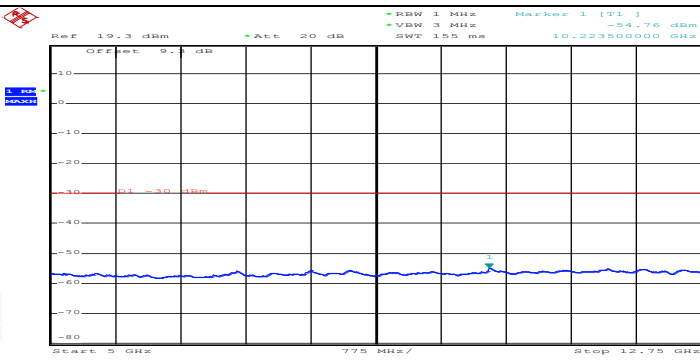
Co-existence	 <p>AAA Date: 22.OCT.2019 17:55:07</p>
Co-existence	 <p>AAA Date: 22.OCT.2019 17:55:13</p>
Co-existence	 <p>AAA Date: 22.OCT.2019 17:55:19</p>

Co-existence	 <p>AAA Date: 22.OCT.2019 17:55:24</p>
Co-existence	 <p>AAA Date: 22.OCT.2019 17:55:30</p>
Co-existence	 <p>AAA Date: 22.OCT.2019 17:55:36</p>

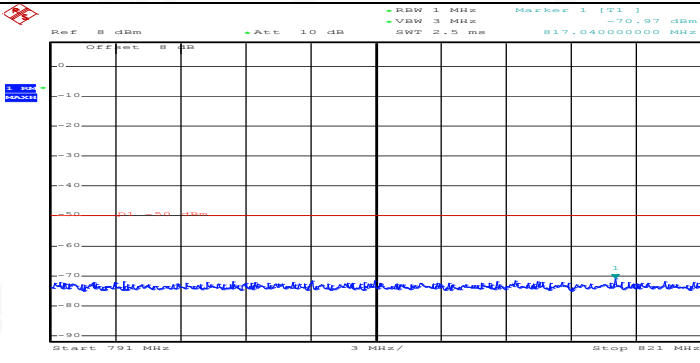
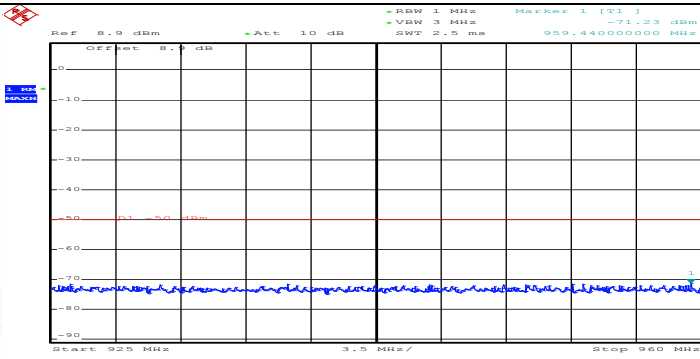
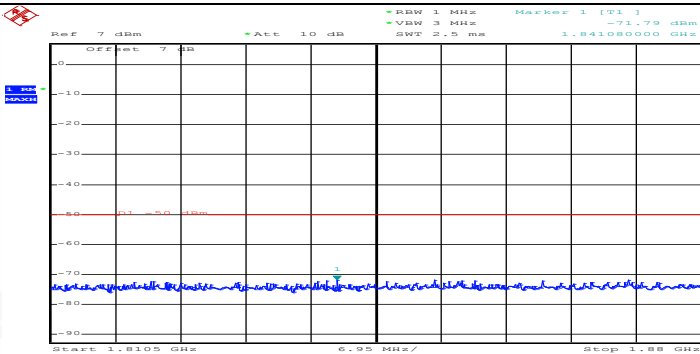


Co-existence	 <p>AAA Date: 22.OCT.2019 17:55:41</p>
Co-existence	 <p>AAA Date: 22.OCT.2019 17:55:47</p>
Co-existence	 <p>AAA Date: 22.OCT.2019 17:55:53</p>
Additional	NA

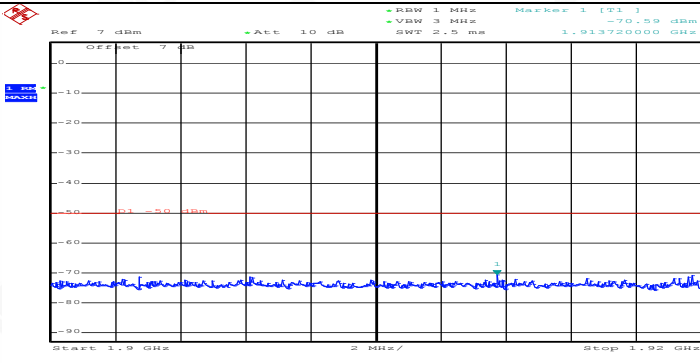
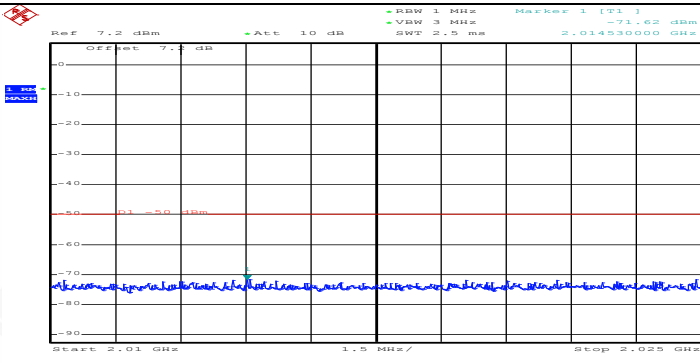
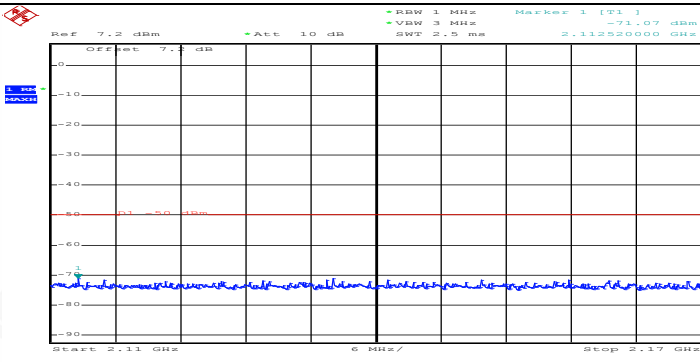
Channel Bandwidth=Highest (20 MHz)_QPSK_HCH_1RB#0	
General	 <p>Ref 18.7 dBm Att 20 dB RBW 1 kHz VBW 3 kHz SWT 145 ms Marker 1 [T1] -59.20 dBm 2.56400000 kHz</p> <p>Start 9 kHz Stop 150 kHz</p> <p>AAA Date: 22.OCT.2019 18:04:25</p>
General	 <p>Ref 18.7 dBm Att 20 dB RBW 10 kHz VBW 30 kHz SWT 300 ms Marker 1 [T1] -65.84 dBm 209.70000000 kHz</p> <p>Start 150 kHz Stop 30 MHz</p> <p>AAA Date: 22.OCT.2019 18:04:38</p>
General	 <p>Ref 18.7 dBm Att 20 dB RBW 100 kHz VBW 300 kHz SWT 100 ms Marker 1 [T1] -194.90000000 MHz</p> <p>Start 30 MHz Stop 1 GHz</p> <p>AAA Date: 22.OCT.2019 18:04:46</p>

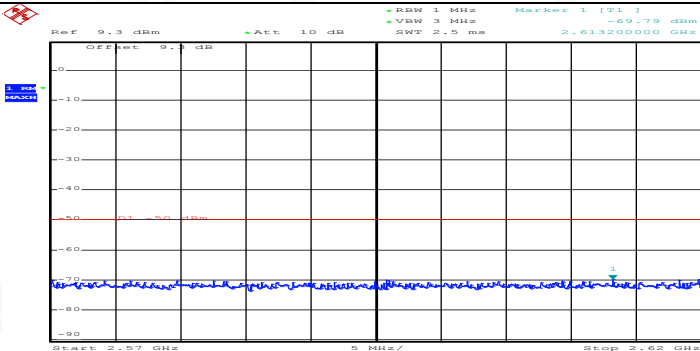
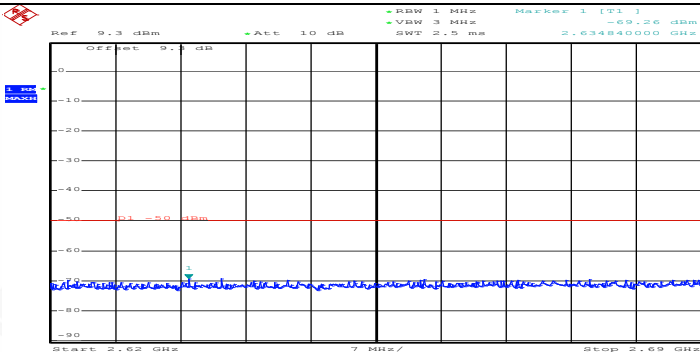
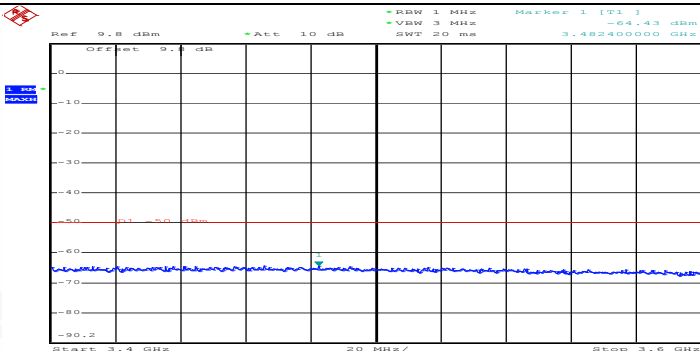
General	 <p>AAA Date: 22.OCT.2019 18:04:52</p>
General	 <p>AAA Date: 22.OCT.2019 18:04:59</p>
General	 <p>AAA Date: 22.OCT.2019 18:05:08</p>

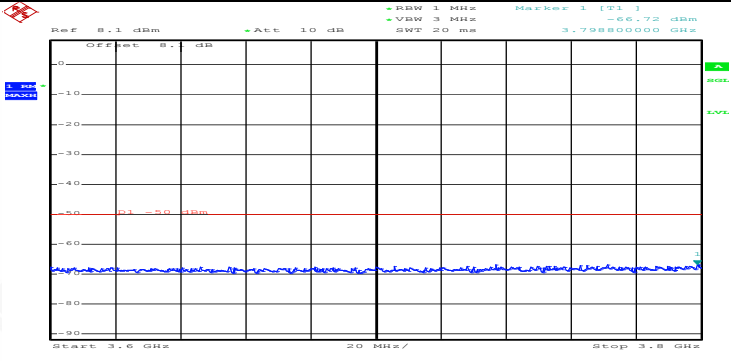


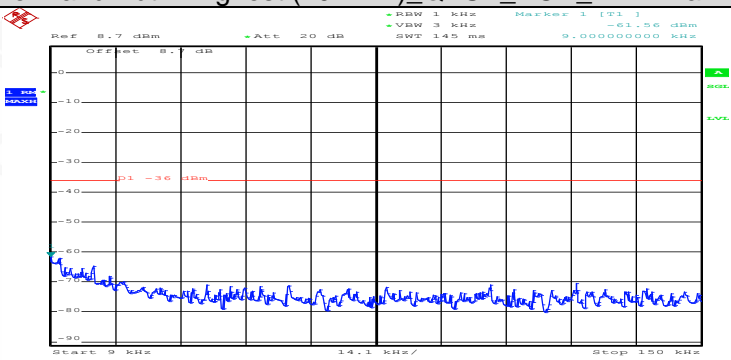
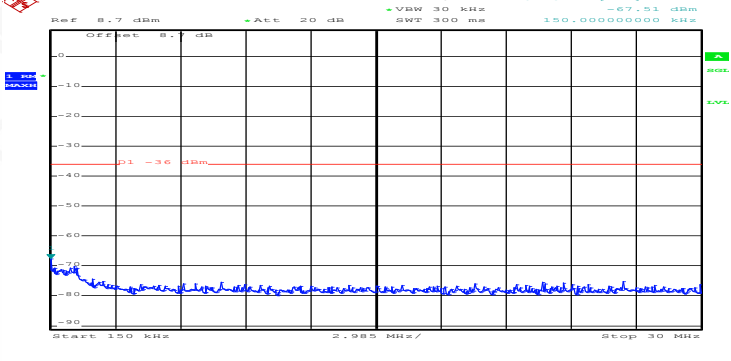
Co-existence	 <p>AAA Date: 22.OCT.2019 18:05:14</p>
Co-existence	 <p>AAA Date: 22.OCT.2019 18:05:20</p>
Co-existence	 <p>AAA Date: 22.OCT.2019 18:05:26</p>

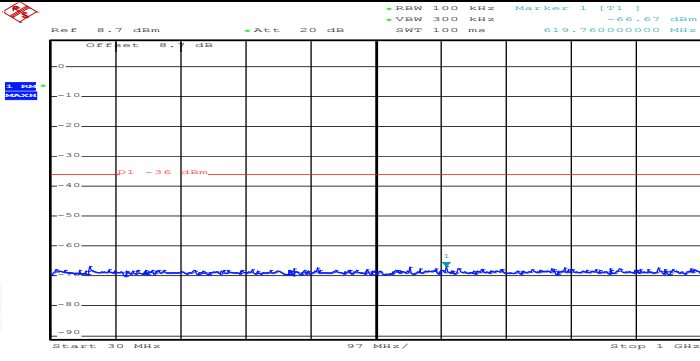
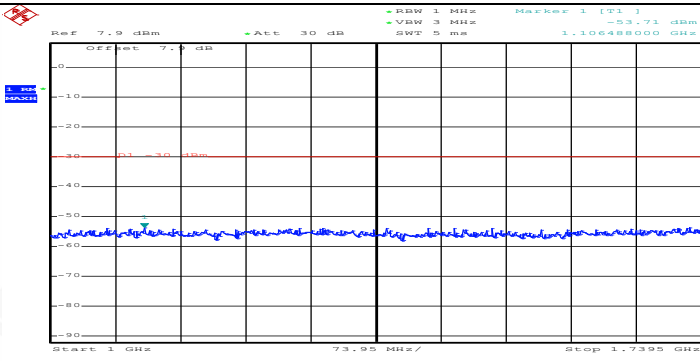
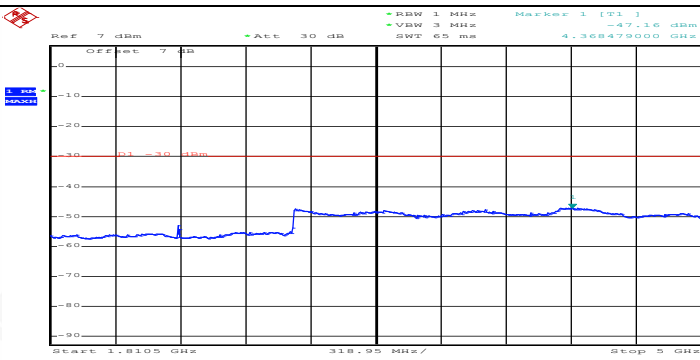


Co-existence	 <p>AAA Date: 22.OCT.2019 18:05:32</p>
Co-existence	 <p>AAA Date: 22.OCT.2019 18:05:38</p>
Co-existence	 <p>AAA Date: 22.OCT.2019 18:05:44</p>

Co-existence	 <p>AAA Date: 22.OCT.2019 18:05:50</p>
Co-existence	 <p>AAA Date: 22.OCT.2019 18:05:56</p>
Co-existence	 <p>AAA Date: 22.OCT.2019 18:06:02</p>

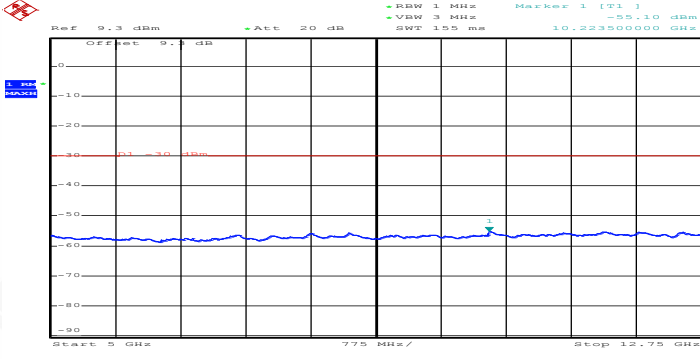
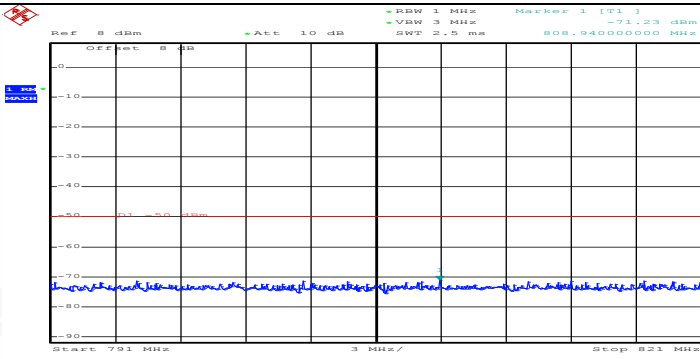
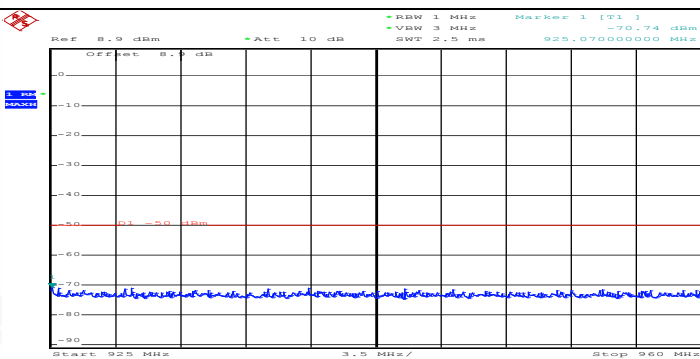
Co-existence	 <p>AAA Date: 22.OCT.2019 18:06:08</p>
Additional	NA

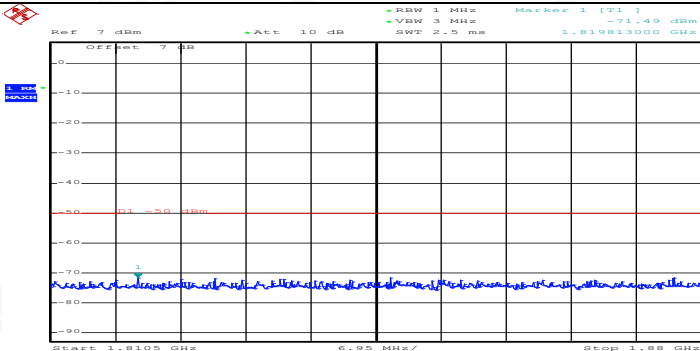
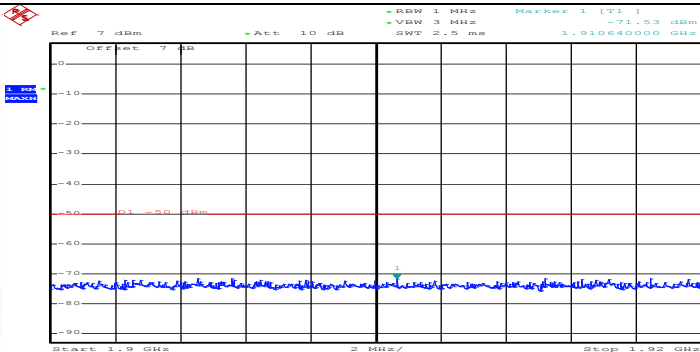
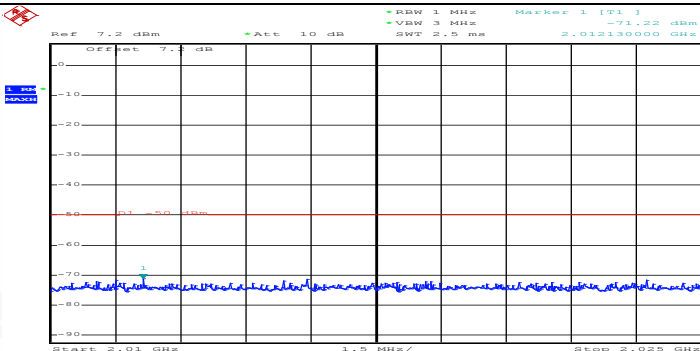
Channel Bandwidth=Highest (20 MHz) QPSK_HCH_1RB#max	
General	 <p>AAA Date: 22.OCT.2019 18:06:17</p>
General	 <p>AAA Date: 22.OCT.2019 18:06:29</p>

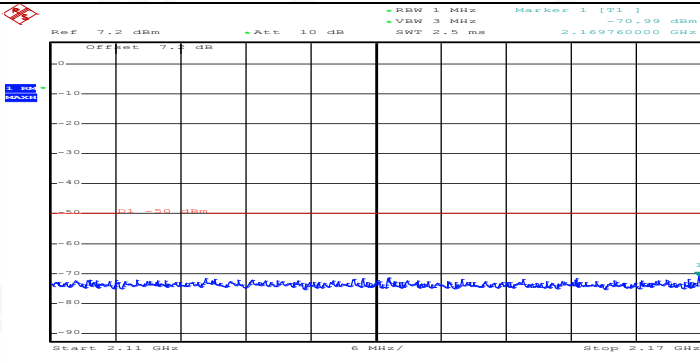
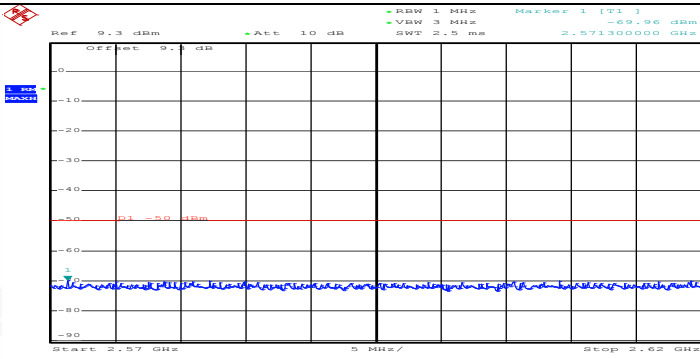
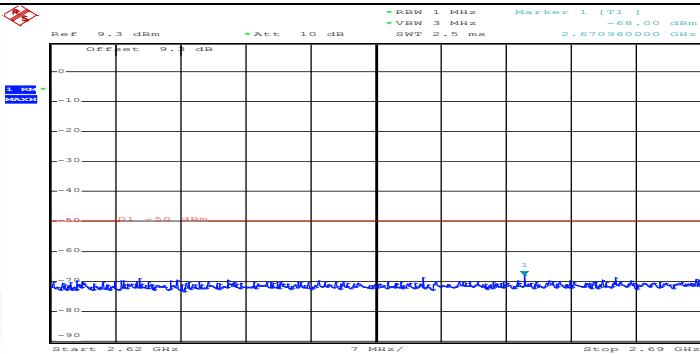
General	 <p>Ref: 8.7 dBm Att: 20 dB RBW: 100 kHz Marker 1: [T1] -60.67 dBm VSW: 300 kHz SWF: 100 ms 619.76000000 MHz</p> <p>Start: 30 MHz 97 MHz/ Stop: 1 GHz</p> <p>AAA Date: 22.OCT.2019 18:06:37</p>
General	 <p>Ref: 7.9 dBm Att: 30 dB RBW: 1 MHz Marker 1: [T1] -53.71 dBm VSW: 3 MHz SWF: 5 ms 1.10648800 GHz</p> <p>Start: 1 GHz 73.95 MHz/ Stop: 1.7395 GHz</p> <p>AAA Date: 22.OCT.2019 18:06:44</p>
General	 <p>Ref: 7 dBm Att: 30 dB RBW: 1 MHz Marker 1: [T1] -47.16 dBm VSW: 3 MHz SWF: 65 ms 4.36847900 GHz</p> <p>Start: 1.8105 GHz 318.95 MHz/ Stop: 5 GHz</p> <p>AAA Date: 22.OCT.2019 18:06:50</p>

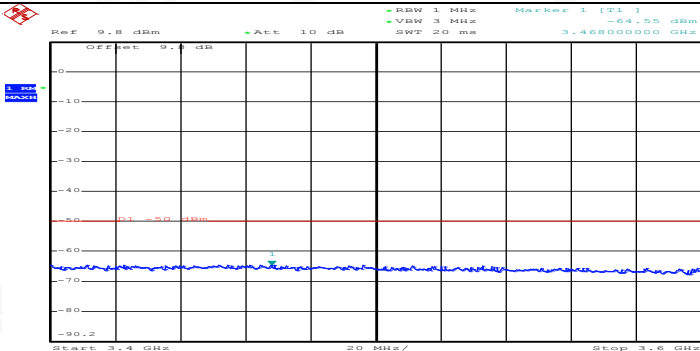
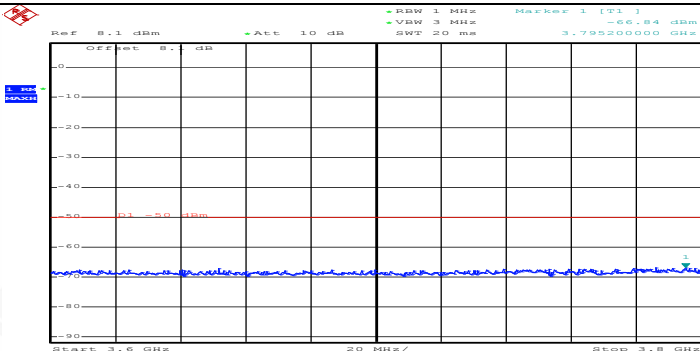


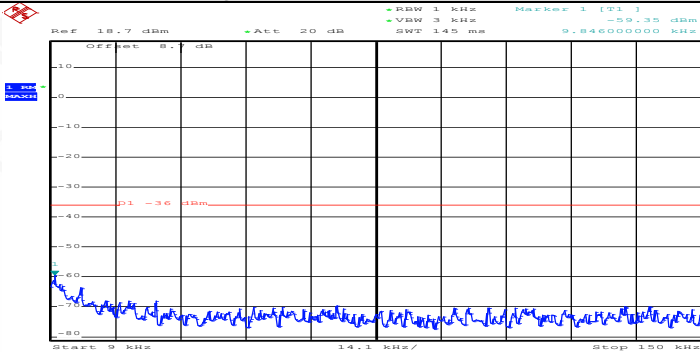


General	 <p>AAA Date: 22.OCT.2019 18:07:00</p>
Co-existence	 <p>AAA Date: 22.OCT.2019 18:07:05</p>
Co-existence	 <p>AAA Date: 22.OCT.2019 18:07:11</p>

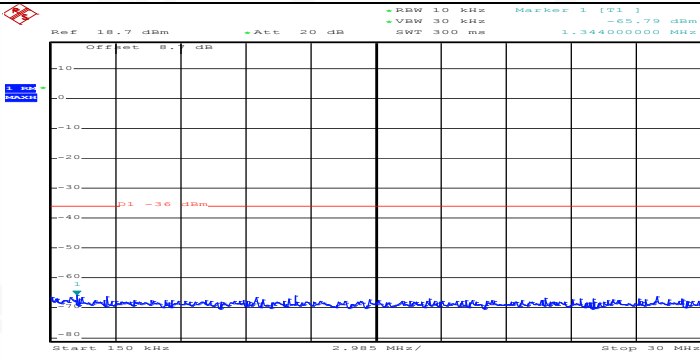
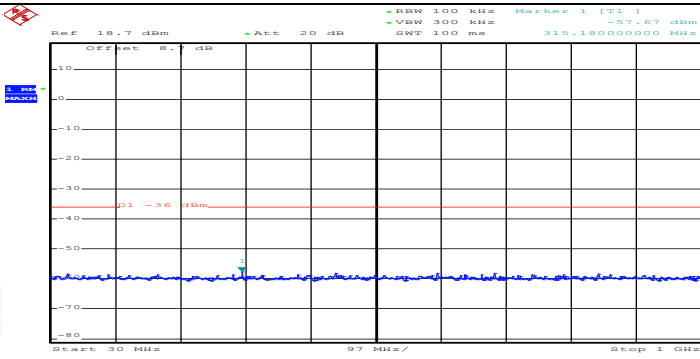
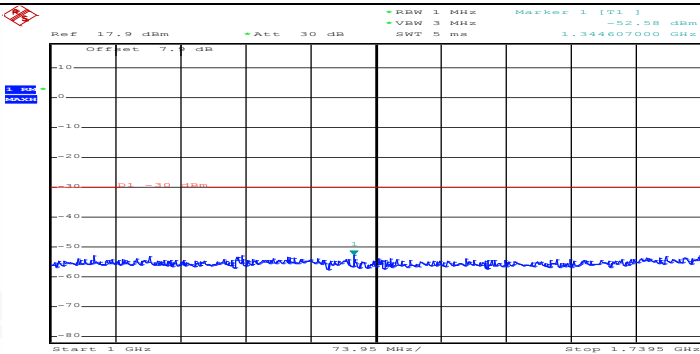
Co-existence	 <p>AAA Date: 22.OCT.2019 18:07:17</p>
Co-existence	 <p>AAA Date: 22.OCT.2019 18:07:23</p>
Co-existence	 <p>AAA Date: 22.OCT.2019 18:07:29</p>

Co-existence	 <p>AAA Date: 22.OCT.2019 18:07:35</p>
Co-existence	 <p>AAA Date: 22.OCT.2019 18:07:41</p>
Co-existence	 <p>AAA Date: 22.OCT.2019 18:07:47</p>

Co-existence	 <p>AAA Date: 22.OCT.2019 18:07:53</p>
Co-existence	 <p>AAA Date: 22.OCT.2019 18:07:59</p>
Additional	NA

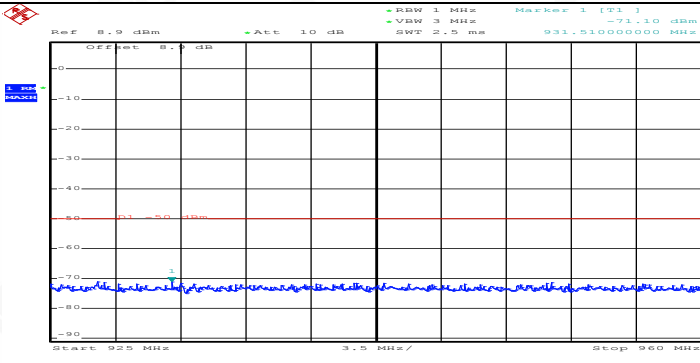
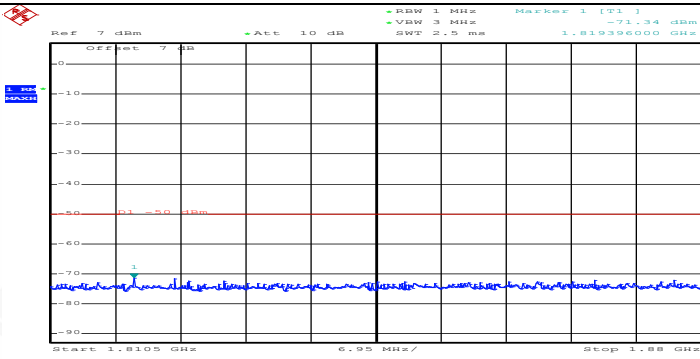
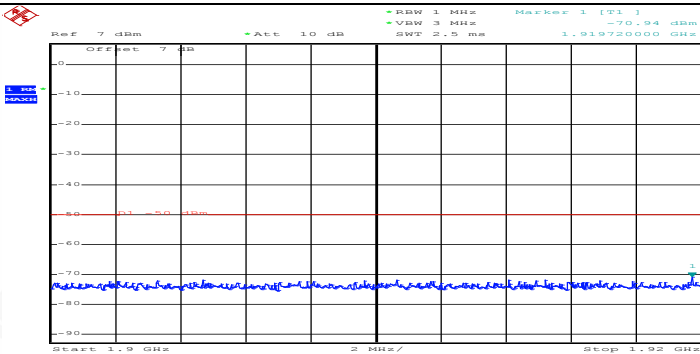
Channel Bandwidth=Highest (20 MHz)_QPSK_HCH_FullRB#0	
General	 <p>AAA Date: 22.OCT.2019 18:08:13</p>

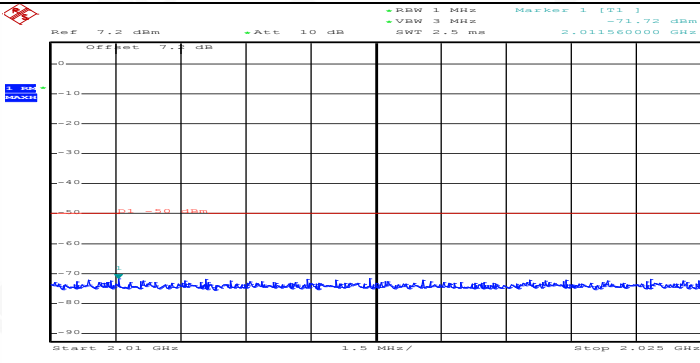
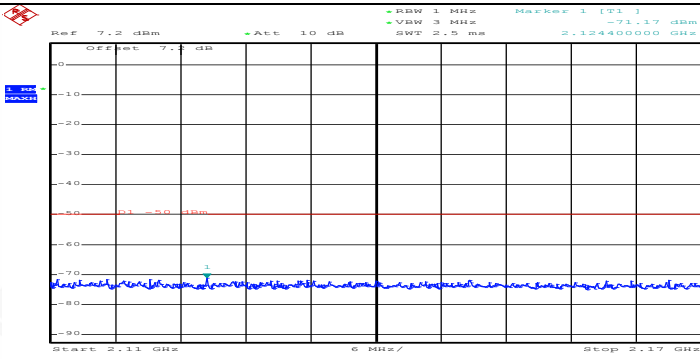
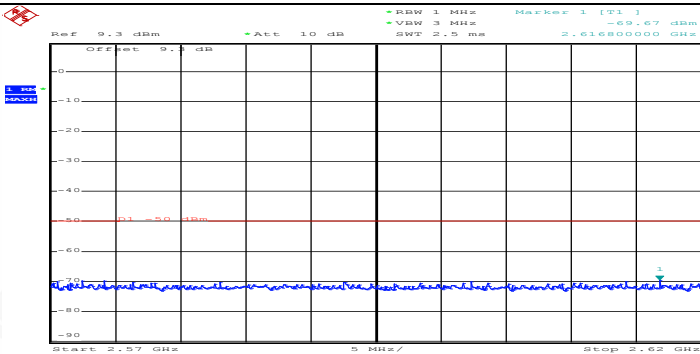


General	 <p>AAA Date: 22.OCT.2019 18:08:25</p>
General	 <p>AAA Date: 22.OCT.2019 18:08:33</p>
General	 <p>AAA Date: 22.OCT.2019 18:08:39</p>

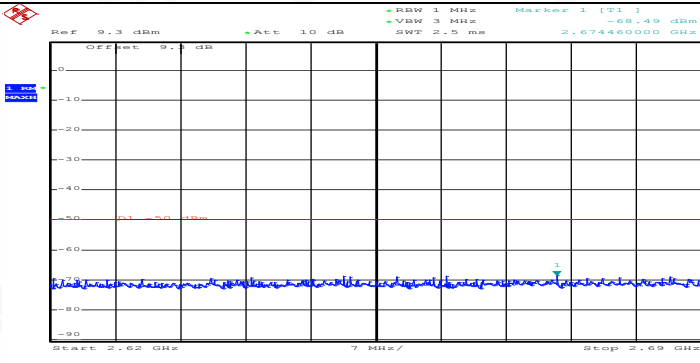
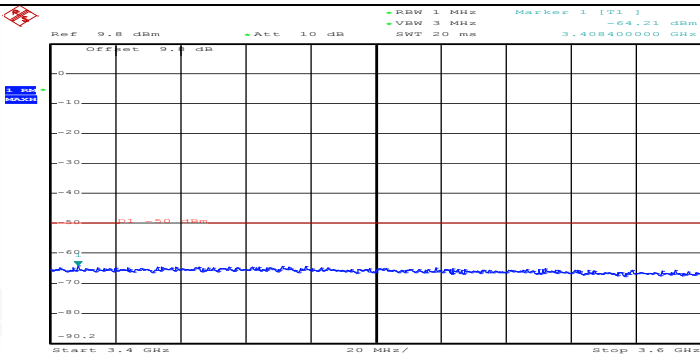
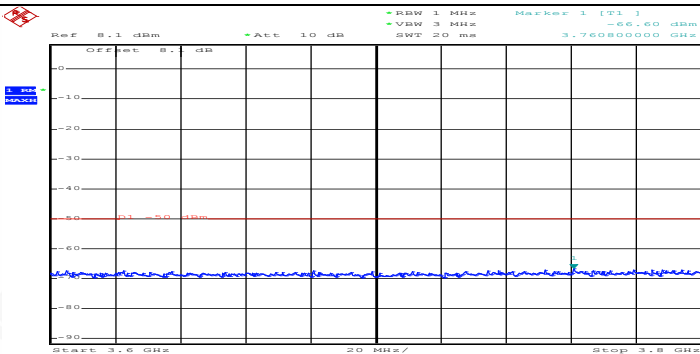


 **Attestation of Global Compliance**

Co-existence	 <p>AAA Date: 22.OCT.2019 18:09:07</p>
Co-existence	 <p>AAA Date: 22.OCT.2019 18:09:13</p>
Co-existence	 <p>AAA Date: 22.OCT.2019 18:09:19</p>

Co-existence	 <p>AAA Date: 22.OCT.2019 18:09:25</p>
Co-existence	 <p>AAA Date: 22.OCT.2019 18:09:31</p>
Co-existence	 <p>AAA Date: 22.OCT.2019 18:09:37</p>



Co-existence	 <p>AAA Date: 22.OCT.2019 18:09:43</p>
Co-existence	 <p>AAA Date: 22.OCT.2019 18:09:49</p>
Co-existence	 <p>AAA Date: 22.OCT.2019 18:09:56</p>
Additional	NA

## 6. Receiver Spurious Emissions

### Test Result

NTNV

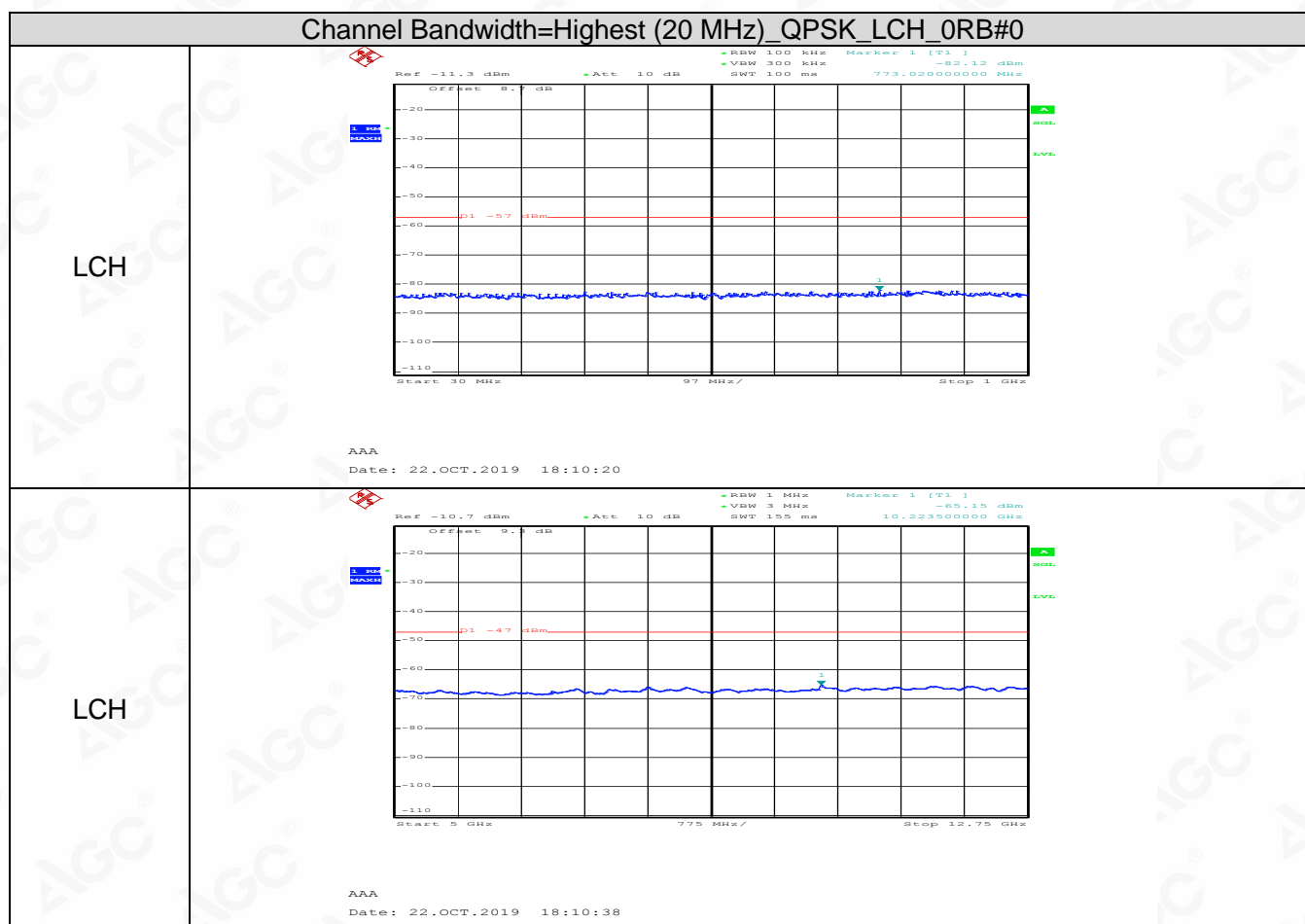
Channel Bandwidth=Highest

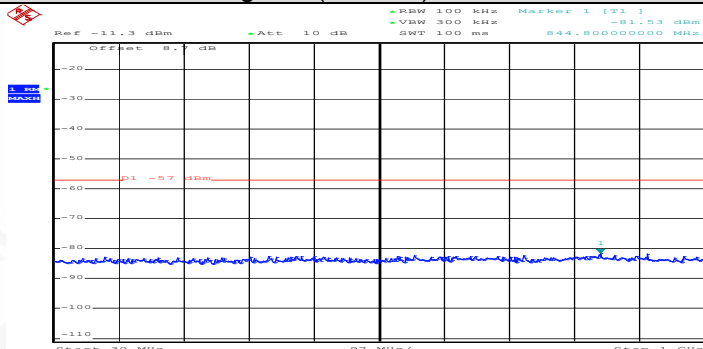
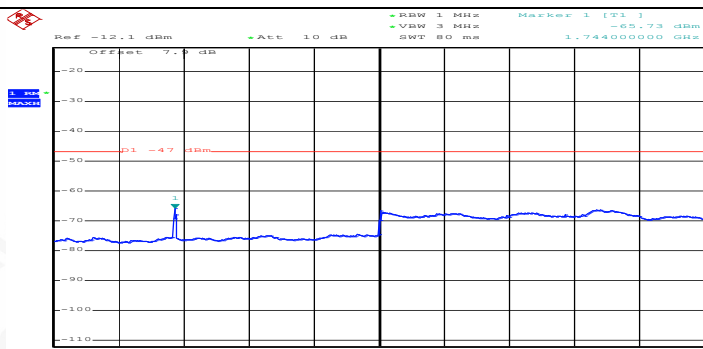
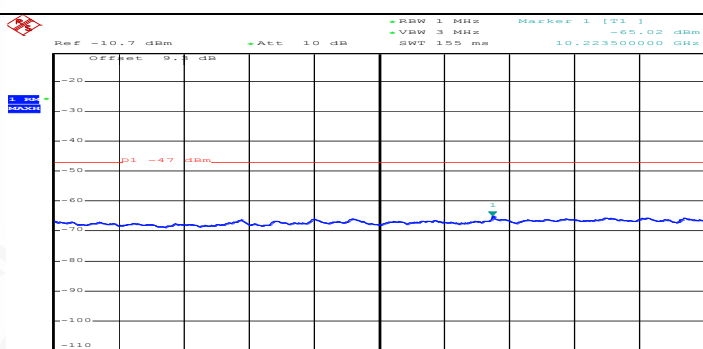
Condition	Modulation	Channel Bandwidth	Channel	RB allocation		Verdict
				RB Size	RB Offset	
Normal	QPSK	20 MHz	Low range	0	0	Pass
			Mid range	0	0	Pass
			High range	0	0	Pass

### Test Graphs

NTNV

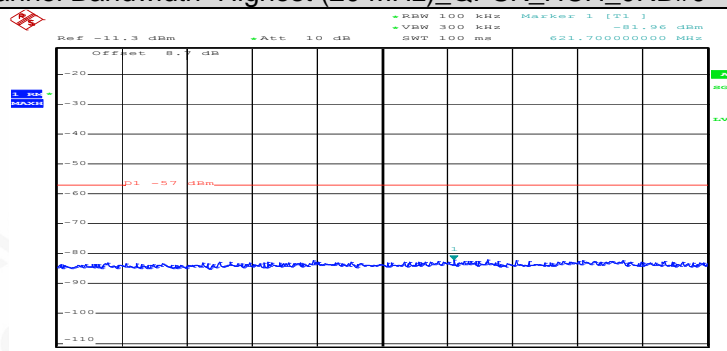
Channel Bandwidth=Highest



Channel Bandwidth=Highest (20 MHz)_QPSK_MCH_0RB#0	
MCH	 <p>AAA Date: 22.OCT.2019 18:10:54</p>
MCH	 <p>AAA Date: 22.OCT.2019 18:11:02</p>
MCH	 <p>AAA Date: 22.OCT.2019 18:11:12</p>

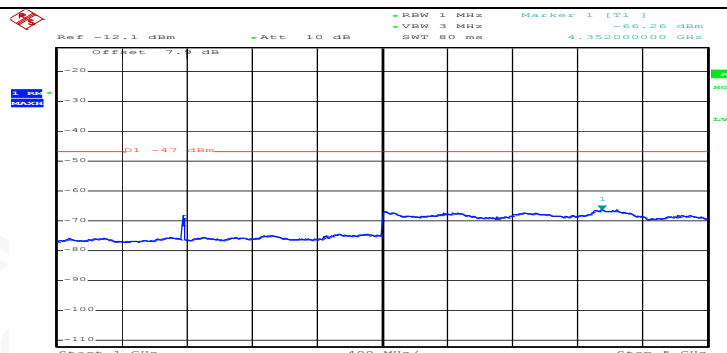
Channel Bandwidth=Highest (20 MHz)\_QPSK\_HCH\_ORB#0

HCH



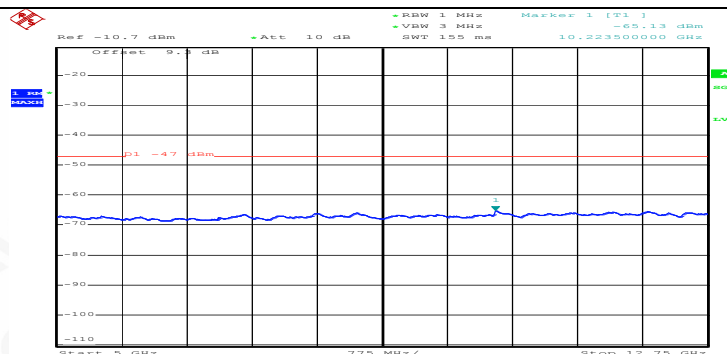
AAA  
Date: 22.OCT.2019 18:11:24

HCH



AAA  
Date: 22.OCT.2019 18:11:32

HCH



AAA  
Date: 22.OCT.2019 18:11:42



Attestation of Global Compliance

Attestation of Global Compliance(Shenzhen)Co.,Ltd.

Add: 2/F., Building 2, Sanwei Chaxi Industrial Park, Sanwei Community,  
Hangcheng Street, Bao'an District, Shenzhen, Guangdong, China

Tel: +86-755 2523 4088

E-mail: agc@agc-cert.com

Service Hotline: 400 089 2118



## 7. Radiated spurious emissions - MS in idle mode

### Test Result

NTNV

Channel Bandwidth=Highest= (20 MHz)

Frequency	Modulation	RBW	Max .Level (dbm)	Test Conditions=TNVN		
				Test Channel		
				LCH	MCH	HCH
$30 \text{ MHz} \leq f < 1 \text{ GHz}$	QPSK	100 kHz	-57	-87.85	-87.25	-88.61
$1 \text{ GHz} \leq f \leq 5 \text{ GHz}$		1 MHz	-47	-71.18	-75.23	-73.42
$5 \text{ GHz} \leq f \leq 12.75 \text{ GHz}$		1 MHz	-47	-74.52	-73.38	-74.40
Verdict	PASS					



Attestation of Global Compliance

Attestation of Global Compliance(Shenzhen)Co.,Ltd.

Add: 2/F., Building 2, Sanwei Chaxi Industrial Park, Sanwei Community,  
Hangcheng Street, Bao'an District, Shenzhen, Guangdong, China

Tel: +86-755 2523 4088

E-mail: agc@agc-cert.com

Service Hotline: 400 089 2118

## 8. Receiver Adjacent Channel Selectivity (ACS)

### Test Results

The equipment **passed** the requirement of this clause.

Test Environment			NC		
Test Frequencies			Mid range		
Test Channel Bandwidths			Lowest, 1.4MHz, Highest 20MHz		
Test Parameters for Channel Bandwidths					
	Downlink Configuration		Uplink Configuration		
Ch BW	Mod' n	RB allocation	Mod' n	RB allocation	CASE 1
		FDD		FDD	Throughput Limit
1.4MHz	QPSK	Full	QPSK	6	≥ 95 %
5MHz	QPSK	Full	QPSK	15,20,25	≥ 95 %
20MHz	QPSK	Full	QPSK	50	≥ 95 %
Verdict	Pass				
Ch BW	Mod' n	RB allocation	Mod' n	RB allocation	CASE 2
		FDD		FDD	Throughput Limit
1.4MHz	QPSK	Full	QPSK	6	≥ 95 %
5MHz	QPSK	Full	QPSK	15,20,25	≥ 95 %
20MHz	QPSK	Full	QPSK	50	≥ 95 %
Verdict	Pass				



## 9. Receiver blocking characteristics

### Test Results

The equipment **passed** the requirement of this clause.

#### In-Band Blocking

Test Environment			NC		
Test Frequencies			Mid range		
Test Channel Bandwidths			Lowest, 1.4MHz, Highest 20MHz		
Test Parameters for Channel Bandwidths					
	Downlink Configuration		Uplink Configuration		CASE1
Ch BW	Mod' n	RB allocation	Mod' n	RB allocation	Throughput Limit
		FDD		FDD	
1.4MHz	QPSK	Full	QPSK	6	≥ 95 %
5MHz	QPSK	Full	QPSK	15,20,25	≥ 95 %
20MHz	QPSK	Full	QPSK	50	≥ 95 %
Verdict	Pass				

#### In-Band Blocking

	Downlink Configuration		Uplink Configuration		CASE2
Ch BW	Mod' n	RB allocation	Mod' n	RB allocation	Throughput Limit
		FDD		FDD	
1.4MHz	QPSK	Full	QPSK	6	≥ 95 %
5MHz	QPSK	Full	QPSK	15,20,25	≥ 95 %
20MHz	QPSK	Full	QPSK	50	≥ 95 %
Verdict	Pass				

#### Out-of Band Blocking

Test Environment			NC		
Test Frequencies			Low range for FInterferer below FDL_low High range for FInterferer above FDL_high		
Test Channel Bandwidths			Lowest, 1.4MHz, Highest 20MHz		
Test Parameters for Channel Bandwidths					
	Downlink Configuration		Uplink Configuration		RANGE1/RANGE2/RANGE3
Ch BW	Mod' n	RB allocation	Mod' n	RB allocation	Throughput Limit
		FDD		FDD	
1.4MHz	QPSK	Full	QPSK	6	≥ 95 %
5MHz	QPSK	Full	QPSK	15,20,25	≥ 95 %
20MHz	QPSK	Full	QPSK	50	≥ 95 %
Verdict	Pass				

## Narrow Band

Test Environment			NC		
Test Frequencies			Mid range		
Test Channel Bandwidths			Lowest, 1.4MHz, Highest 20MHz		
Test Parameters for Channel Bandwidths					
	Downlink Configuration		Uplink Configuration		
Ch BW	Mod' n	RB allocation	Mod' n	RB allocation	Throughput Limit
		FDD		FDD	
1.4MHz	QPSK	Full	QPSK	6	≥ 95 %
5MHz	QPSK	Full	QPSK	15,20,25	≥ 95 %
20MHz	QPSK	Full	QPSK	50	≥ 95 %
Verdict	Pass				



Attestation of Global Compliance

Attestation of Global Compliance(Shenzhen)Co.,Ltd.

Add: 2/F., Building 2, Sanwei Chaxi Industrial Park, Sanwei Community,  
Hangcheng Street, Bao'an District, Shenzhen, Guangdong, China

Tel: +86-755 2523 4088

E-mail: agc@agc-cert.com

Service Hotline: 400 089 2118



## 10. Receiver Spurious Response

### Test Results

The equipment **passed** the requirement of this clause.

Test Environment			NC		
Test Frequencies			Mid range		
Test Channel Bandwidths			Lowest, 1.4MHz, Highest 20MHz		
Test Parameters for Channel Bandwidths					
	Downlink Configuration		Uplink Configuration		
Ch BW	Mod' n	RB allocation	Mod' n	RB allocation	CASE 1
		FDD		FDD	Throughput Limit
1.4MHz	QPSK	Full	QPSK	6	≥ 95 %
5MHz	QPSK	Full	QPSK	15,20,25	≥ 95 %
20MHz	QPSK	Full	QPSK	50	≥ 95 %
Verdict	Pass				
Ch BW	Mod' n	RB allocation	Mod' n	RB allocation	CASE 2
		FDD		FDD	Throughput Limit
1.4MHz	QPSK	Full	QPSK	6	≥ 95 %
5MHz	QPSK	Full	QPSK	15,20,25	≥ 95 %
20MHz	QPSK	Full	QPSK	50	≥ 95 %
Verdict	Pass				



## 11. Receiver Intermodulation Characteristics

### Test Results

The equipment **passed** the requirement of this clause.

Test Environment			NC			
Test Frequencies			Mid range			
Test Channel Bandwidths			Lowest, 1.4MHz, Highest 20MHz			
Test Parameters for Channel Bandwidths						
	Downlink Configuration		Uplink Configuration			
Ch BW	Mod' n	RB allocation	Mod' n	RB allocation	Meas. Throughput	Throughput Limit
		FDD		FDD		
1.4MHz	QPSK	Full	QPSK	6	pass	≥ 95 %
5MHz	QPSK	Full	QPSK	15,20,25	pass	≥ 95 %
20MHz	QPSK	Full	QPSK	50	pass	≥ 95 %
Verdict	Pass					



## 12. Receiver Reference Sensitivity Level

### Test Results

	TestEnvironment			NC			
	Test Frequencies			Midrange			
	TestChannelBandwidths			Lowest,1.4MHz,Highest 20MHz			
	Test Parameters for Channel Bandwidths						
		DownlinkConfiguration		Uplink Configuration			
	Ch BW	Mod' n	RB allocation	Mod' n	RB allocation	Meas. Throughput	Throughput Limit
			FDD		FDD		
TNVN	1.4MHz	QPSK	Full	QPSK	6	PASS	≥ 95 %
	5MHz	QPSK	Full	QPSK	15,20,25	PASS	≥ 95 %
	20MHz	QPSK	Full	QPSK	50	PASS	≥ 95 %
	Verdict	Pass					
TL,VL	1.4MHz	QPSK	Full	QPSK	6	PASS	≥ 95 %
	5MHz	QPSK	Full	QPSK	15,20,25	PASS	≥ 95 %
	20MHz	QPSK	Full	QPSK	50	PASS	≥ 95 %
	Verdict	Pass					
TL,VH	1.4MHz	QPSK	Full	QPSK	6	PASS	≥ 95 %
	5MHz	QPSK	Full	QPSK	15,20,25	PASS	≥ 95 %
	20MHz	QPSK	Full	QPSK	50	PASS	≥ 95 %
	Verdict	Pass					



## Appendix C for Band 7

### 1. Transmitter Maximum Output Power

#### Test Result

Note: All the modes had been tested, but only the worst data recorded in the report.

NTNV

**Channel Bandwidth=Lowest (5 MHz)**

Channel Bandwidth=Lowest (5 MHz)							
Condition	Modulation	Channel Bandwidth	Channel	RB allocation		Average Power (dBm)	Verdict
				RB Size	RB Offset		
Normal	QPSK	5 MHz	Low range	1	0	24.89	Pass
					max	24.83	Pass
				Partial	0	25.03	Pass
					max	24.95	Pass
			Mid range	1	0	24.74	Pass
					max	24.77	Pass
				Partial	0	24.84	Pass
					max	24.85	Pass
			High range	1	0	25.04	Pass
					max	25.12	Pass
				Partial	0	25.24	Pass
					max	25.27	Pass

**Channel Bandwidth=Highest (20 MHz)**

Channel Bandwidth=Highest (20 MHz)							
Condition	Modulation	Channel Bandwidth	Channel	RB allocation		Average Power (dBm)	Verdict
				RB Size	RB Offset		
Normal	QPSK	20 MHz	Low range	1	0	24.89	Pass
					max	24.77	Pass
				Partial	0	24.77	Pass
					max	24.69	Pass
			Mid range	1	0	24.73	Pass
					max	24.89	Pass
				Partial	0	24.68	Pass
					max	24.76	Pass
			High range	1	0	24.77	Pass
					max	25.10	Pass
				Partial	0	24.87	Pass
					max	25.03	Pass



## 2. Transmitter Minimum Output Power

### Test Result

Note: All the modes had been tested, but only the worst data recorded in the report.

NTNV

**Channel Bandwidth=Lowest (5 MHz)**

Channel Bandwidth=Lowest (5 MHz)							
Condition	Modulation	Channel Bandwidth	Channel	RB allocation		Average Power (dBm)	Verdict
				RB Size	RB Offset		
Normal	QPSK	5 MHz	Low range	Full	0	-46.77	Pass
			Mid range	Full	0	-49.45	Pass
			High range	Full	0	-49.24	Pass

**Channel Bandwidth=Highest (20 MHz)**

Channel Bandwidth=Highest (20 MHz)							
Condition	Modulation	Channel Bandwidth	Channel	RB allocation		Average Power (dBm)	Verdict
				RB Size	RB Offset		
Normal	QPSK	20 MHz	Low range	Full	0	-48.47	Pass
			Mid range	Full	0	-48.88	Pass
			High range	Full	0	-48.85	Pass



Attestation of Global Compliance

Attestation of Global Compliance(Shenzhen)Co.,Ltd.

Add: 2/F., Building 2, Sanwei Chaxi Industrial Park, Sanwei Community,  
Hangcheng Street, Bao'an District, Shenzhen, Guangdong, China

Tel: +86-755 2523 4088

E-mail: agc@agc-cert.com

Service Hotline: 400 089 2118

### 3. Transmitter Spectrum Emission Mask

#### Test Result

NTNV

Channel Bandwidth=Lowest (5 MHz)

Channel Bandwidth=Lowest (5 MHz)							
Condition	Modulation	Channel Bandwidth	Channel	RB allocation		UE output power	Verdict
				RB Size	RB Offset		
Normal	QPSK	5 MHz	Low range	Partial	0	PUMAX	Pass
					max	PUMAX	Pass
				Full	0	PUMAX	Pass
			Mid range	Partial	0	PUMAX	Pass
					max	PUMAX	Pass
				Full	0	PUMAX	Pass
			High range	Partial	0	PUMAX	Pass
					max	PUMAX	Pass
				Full	0	PUMAX	Pass
	16QAM		Low range	Partial	0	PUMAX	Pass
					max	PUMAX	Pass
				Full	0	PUMAX	Pass
			Mid range	Partial	0	PUMAX	Pass
					max	PUMAX	Pass
				Full	0	PUMAX	Pass
			High range	Partial	0	PUMAX	Pass
					max	PUMAX	Pass
				Full	0	PUMAX	Pass

Channel Bandwidth= (10 MHz)

Channel Bandwidth= (10 MHz)							
Condition	Modulation	Channel Bandwidth	Channel	RB allocation		UE output power	Verdict
				RB Size	RB Offset		
Normal	QPSK	10 MHz	Low range	Partial	0	PUMAX	Pass
					max	PUMAX	Pass
				Full	0	PUMAX	Pass
			Mid range	Partial	0	PUMAX	Pass
					max	PUMAX	Pass
				Full	0	PUMAX	Pass
			High range	Partial	0	PUMAX	Pass
					max	PUMAX	Pass
	16QAM		Low range	Partial	0	PUMAX	Pass



Attestation of Global Compliance

Attestation of Global Compliance(Shenzhen)Co.,Ltd.

Add: 2/F., Building 2, Sanwei Chaxi Industrial Park, Sanwei Community,  
Hangcheng Street, Bao'an District, Shenzhen, Guangdong, China

Tel: +86-755 2523 4088

E-mail: agc@agc-cert.com

Service Hotline: 400 089 2118

					max	PUMAX	Pass
				Full	0	PUMAX	Pass
			Mid range	Partial	0	PUMAX	Pass
					max	PUMAX	Pass
				Full	0	PUMAX	Pass
			High range	Partial	0	PUMAX	Pass
					max	PUMAX	Pass
				Full	0	PUMAX	Pass

### Channel Bandwidth=Highest (20 MHz)

Channel Bandwidth=Highest (20 MHz)							
Condition	Modulation	Channel Bandwidth	Channel	RB allocation		UE output power	Verdict
				RB Size	RB Offset		
Normal	QPSK	20 MHz	Low range	Partial	0	PUMAX	Pass
					max	PUMAX	Pass
				Full	0	PUMAX	Pass
			Mid range	Partial	0	PUMAX	Pass
					max	PUMAX	Pass
				Full	0	PUMAX	Pass
			High range	Partial	0	PUMAX	Pass
					max	PUMAX	Pass
				Full	0	PUMAX	Pass
	16QAM		Low range	Partial	0	PUMAX	Pass
					max	PUMAX	Pass
				Full	0	PUMAX	Pass
			Mid range	Partial	0	PUMAX	Pass
					max	PUMAX	Pass
				Full	0	PUMAX	Pass
			High range	Partial	0	PUMAX	Pass
					max	PUMAX	Pass
				Full	0	PUMAX	Pass





## Test Graphs

NTNV

Channel Bandwidth=Lowest (5 MHz)



Attestation of Global Compliance

Attestation of Global Compliance(Shenzhen)Co.,Ltd.



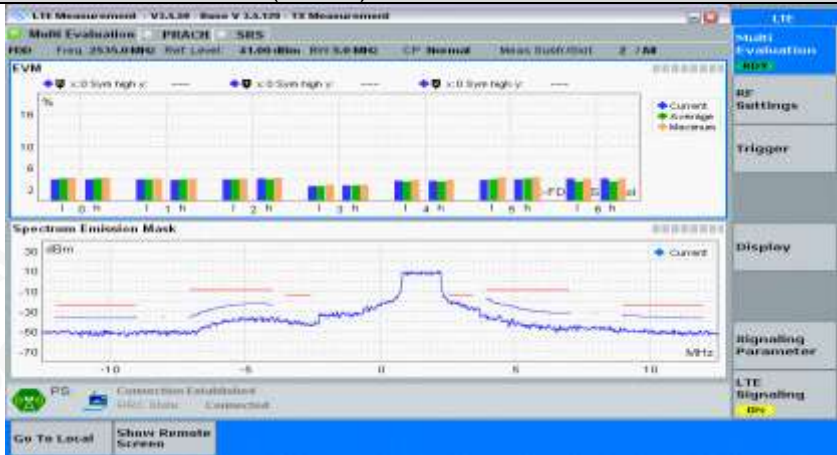
Add: 2/F., Building 2, Sanwei Chaxi Industrial Park, Sanwei Community,  
Hangcheng Street, Bao'an District, Shenzhen, Guangdong, China




Tel: +86-755 2523 4088

E-mail: agc@agc-cert.com

Service Hotline: 400 089 2118

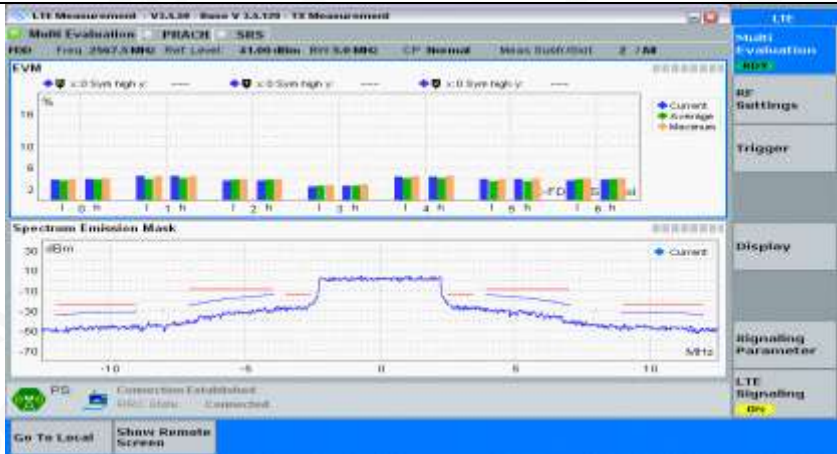

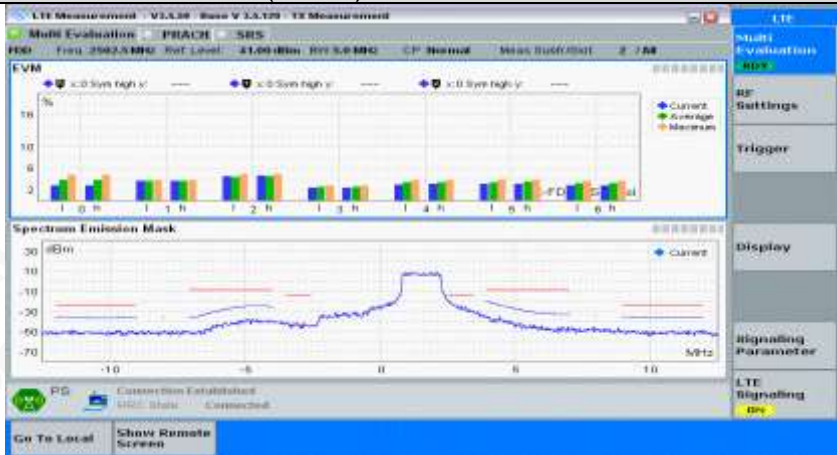



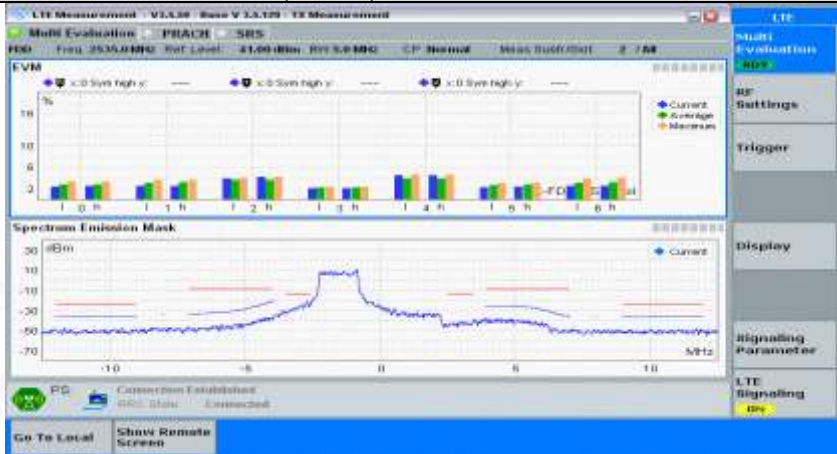
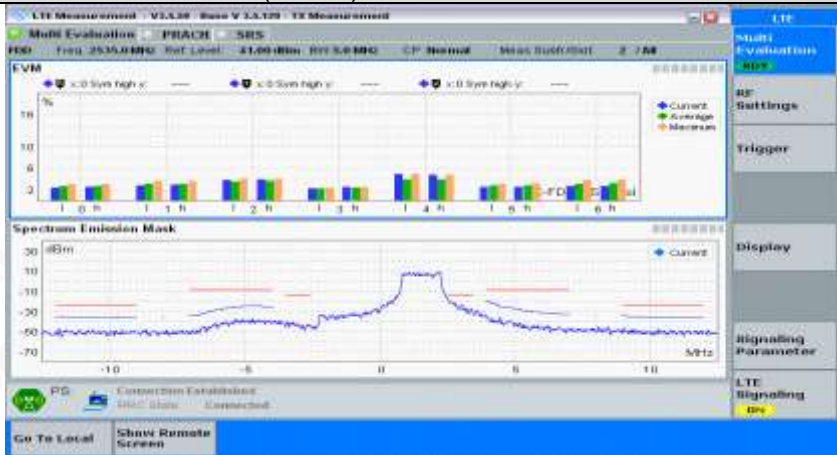
QPSK	
Channel Bandwidth=Lowest (5 MHz)_QPSK_MCH_PartialRB#0	
QPSK	
Channel Bandwidth=Lowest (5 MHz)_QPSK_MCH_PartialRB#max	
QPSK	
Channel Bandwidth=Lowest (5 MHz)_QPSK_MCH_FullRB#0	

QPSK	
Channel Bandwidth=Lowest (5 MHz)_QPSK_HCH_PartialRB#0	
QPSK	
Channel Bandwidth=Lowest (5 MHz)_QPSK_HCH_PartialRB#max	
QPSK	
Channel Bandwidth=Lowest (5 MHz)_QPSK_HCH_FullRB#0	

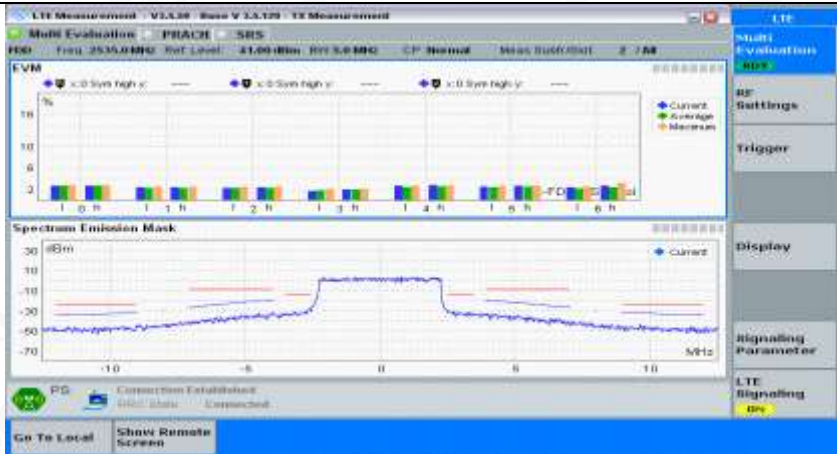

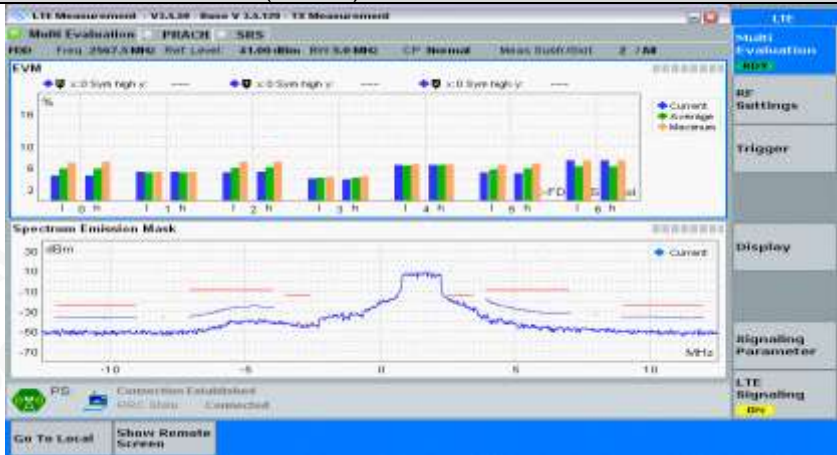


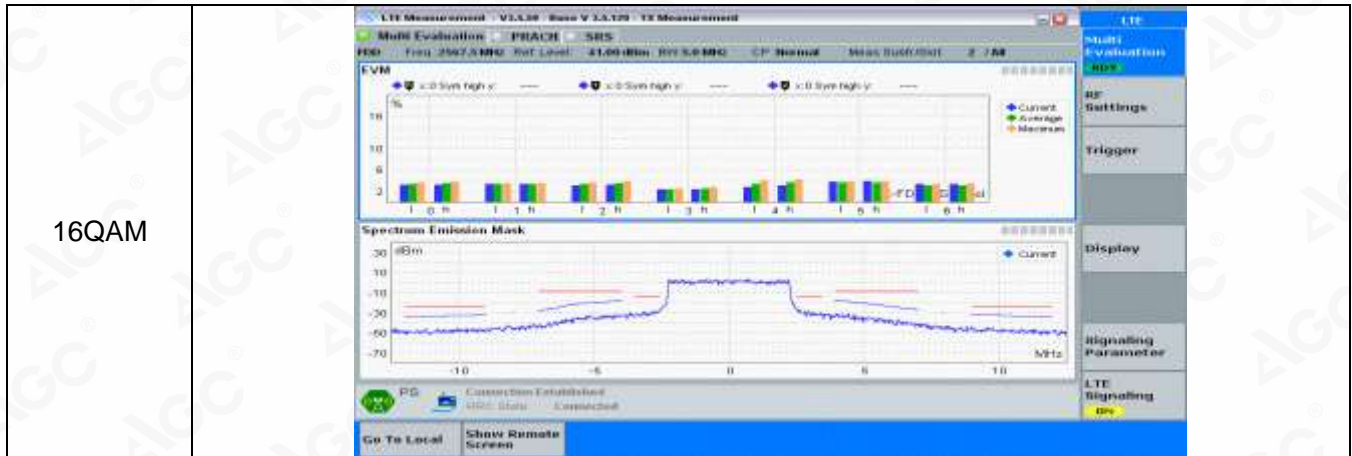


QPSK	 <p>The screenshot shows the LTE Measurement software interface. The top status bar indicates 'LTE Measured - V15.30 Base V 1.1.123 - TE Measured'. The main display area shows the 'EVM' (Error Vector Magnitude) plot with a peak value of 18.0% and a 'Spectrum Emission Mask' plot with a peak value of 30.0 dBm. The right sidebar contains buttons for 'Multi Evaluation', 'RF Settings', 'Trigger', 'Display', 'Signalling Parameter', and 'LTE Signalling'. The bottom status bar shows 'Go To Local' and 'Show Remote Screen'.</p>
Channel Bandwidth=Lowest (5 MHz)_16QAM_LCH_PartialRB#0	
16QAM	 <p>The screenshot shows the LTE Measurement software interface. The top status bar indicates 'LTE Measured - V15.30 Base V 1.1.123 - TE Measured'. The main display area shows the 'EVM' (Error Vector Magnitude) plot with a peak value of 18.0% and a 'Spectrum Emission Mask' plot with a peak value of 30.0 dBm. The right sidebar contains buttons for 'Multi Evaluation', 'RF Settings', 'Trigger', 'Display', 'Signalling Parameter', and 'LTE Signalling'. The bottom status bar shows 'Go To Local' and 'Show Remote Screen'.</p>
Channel Bandwidth=Lowest (5 MHz)_16QAM_LCH_PartialRB#max	
16QAM	 <p>The screenshot shows the LTE Measurement software interface. The top status bar indicates 'LTE Measured - V15.30 Base V 1.1.123 - TE Measured'. The main display area shows the 'EVM' (Error Vector Magnitude) plot with a peak value of 18.0% and a 'Spectrum Emission Mask' plot with a peak value of 30.0 dBm. The right sidebar contains buttons for 'Multi Evaluation', 'RF Settings', 'Trigger', 'Display', 'Signalling Parameter', and 'LTE Signalling'. The bottom status bar shows 'Go To Local' and 'Show Remote Screen'.</p>
Channel Bandwidth=Lowest (5 MHz)_16QAM_LCH_FullRB#0	

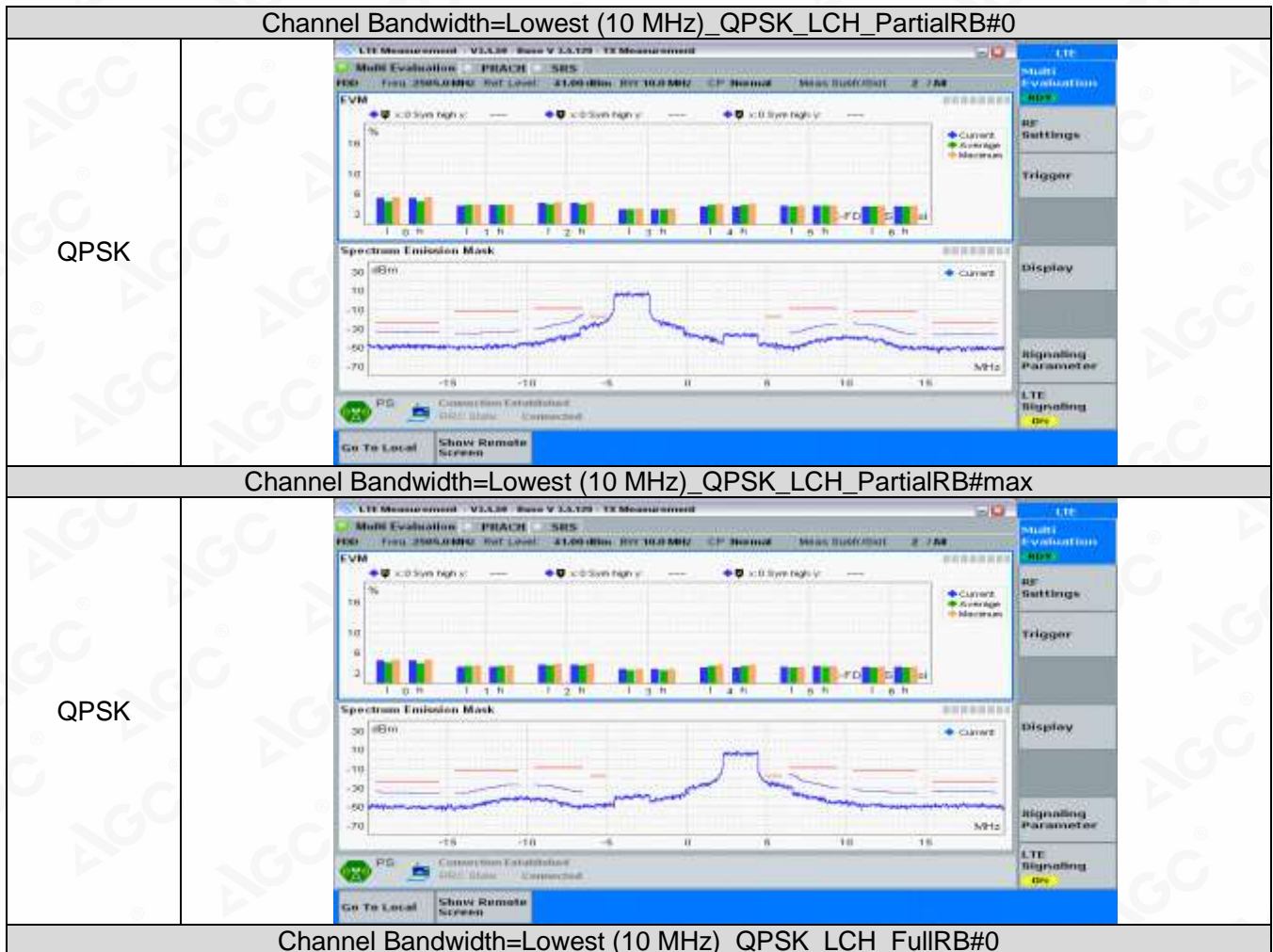
16QAM	
Channel Bandwidth=Lowest (5 MHz)_16QAM_MCH_PartialRB#0	
16QAM	
Channel Bandwidth=Lowest (5 MHz)_16QAM_MCH_PartialRB#max	
16QAM	
Channel Bandwidth=Lowest (5 MHz)_16QAM_MCH_FullRB#0	



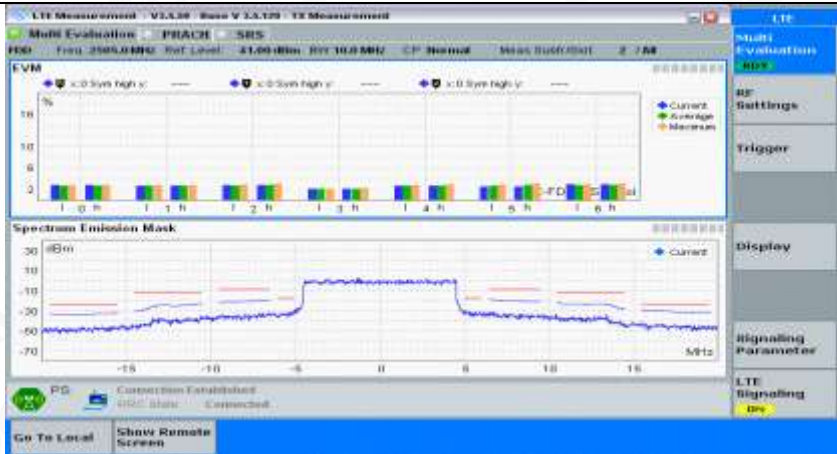
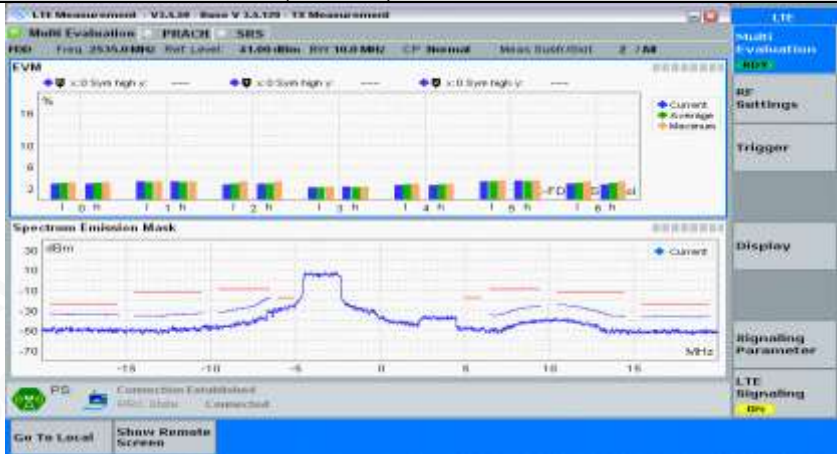
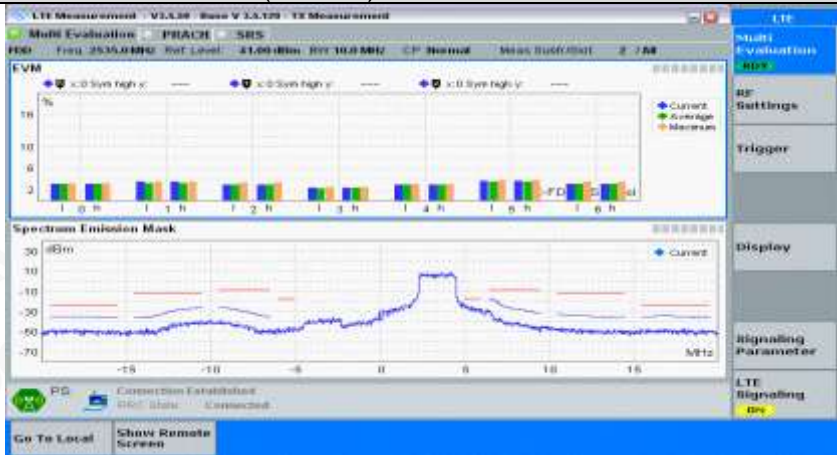
16QAM	
Channel Bandwidth=Lowest (5 MHz)_16QAM_HCH_PartialRB#0	
16QAM	
Channel Bandwidth=Lowest (5 MHz)_16QAM_HCH_PartialRB#max	
16QAM	
Channel Bandwidth=Lowest (5 MHz)_16QAM_HCH_FullRB#0	


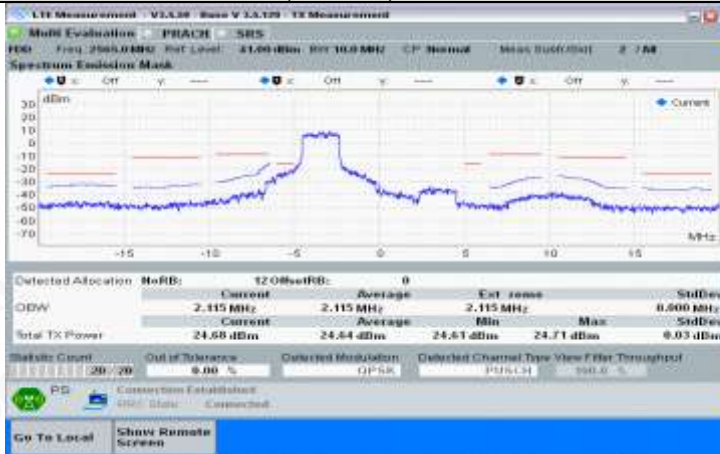



Channel Bandwidth= (10 MHz)

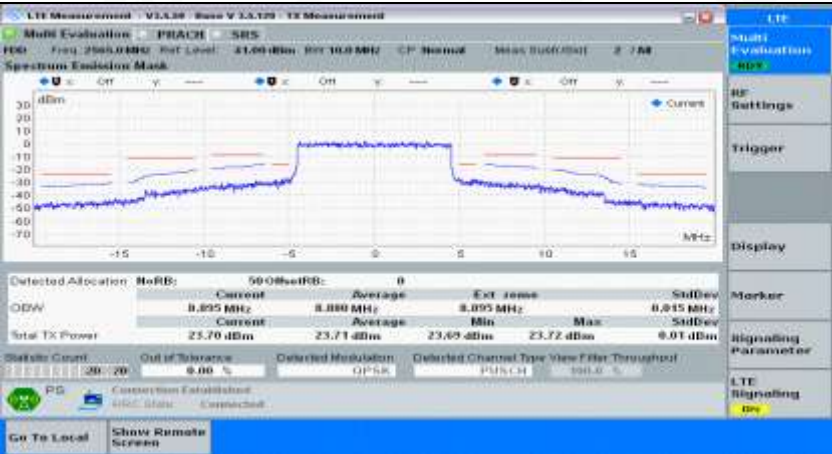
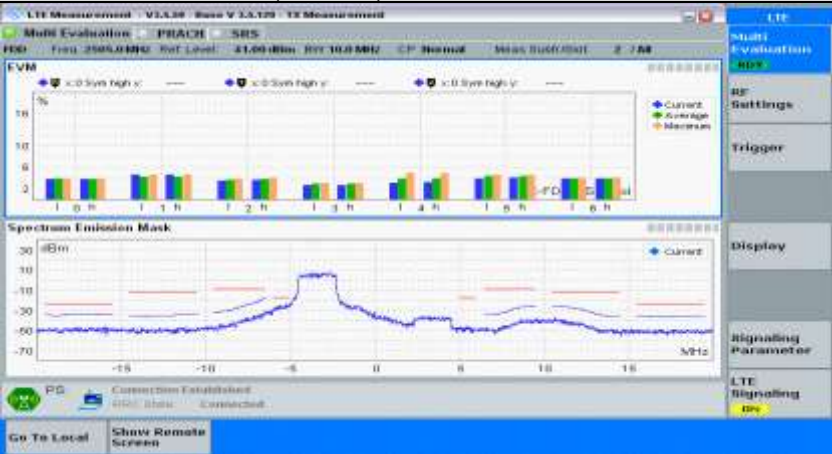
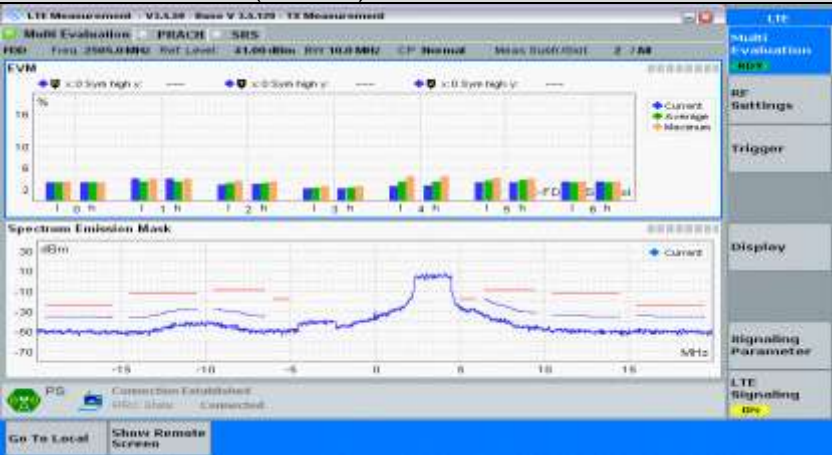


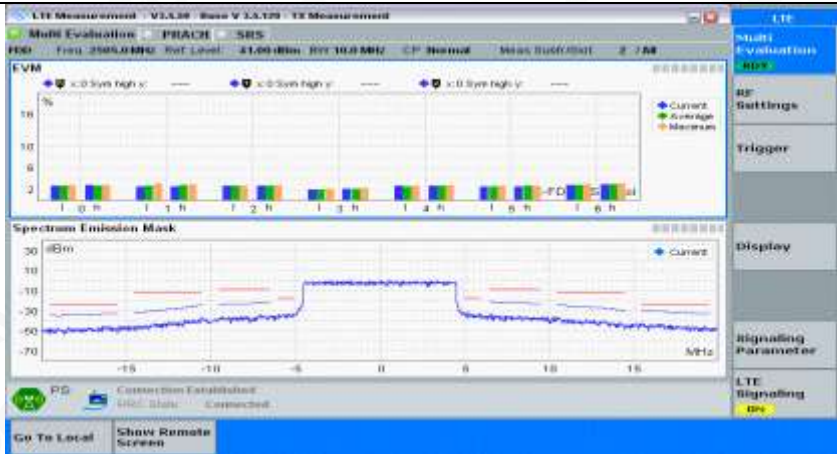
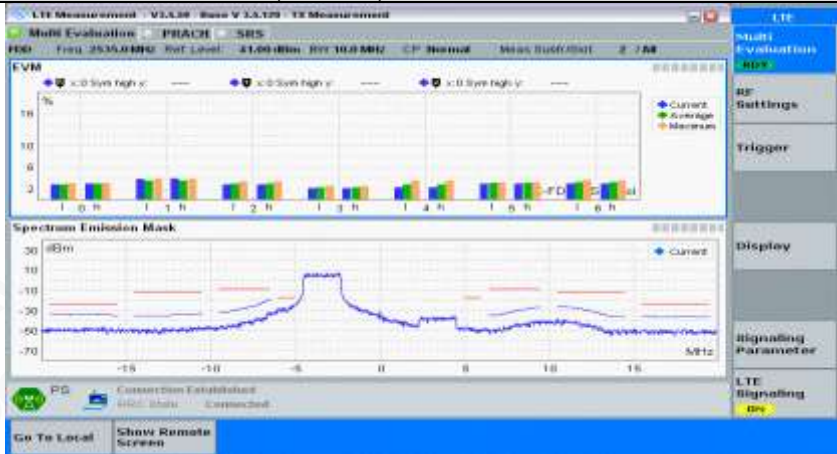
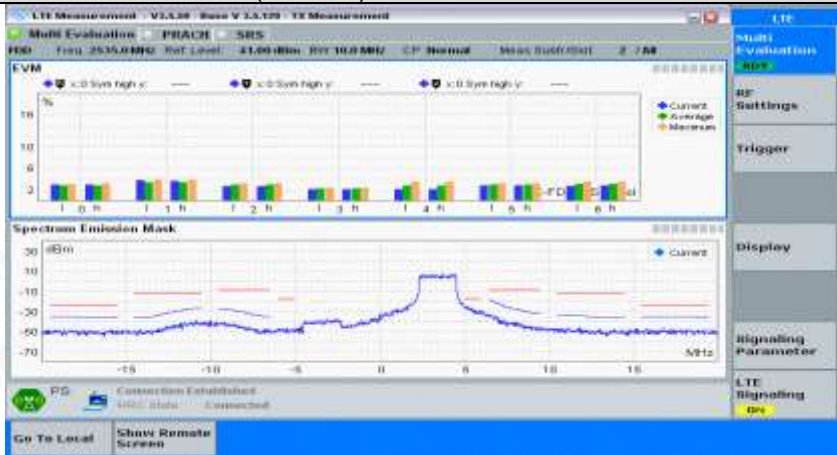


QPSK	
Channel Bandwidth=Lowest (10 MHz)_QPSK_MCH_PartialRB#0	
QPSK	
Channel Bandwidth=Lowest (10 MHz)_QPSK_MCH_PartialRB#max	
QPSK	
Channel Bandwidth=Lowest (10 MHz)_QPSK_MCH_FullRB#0	

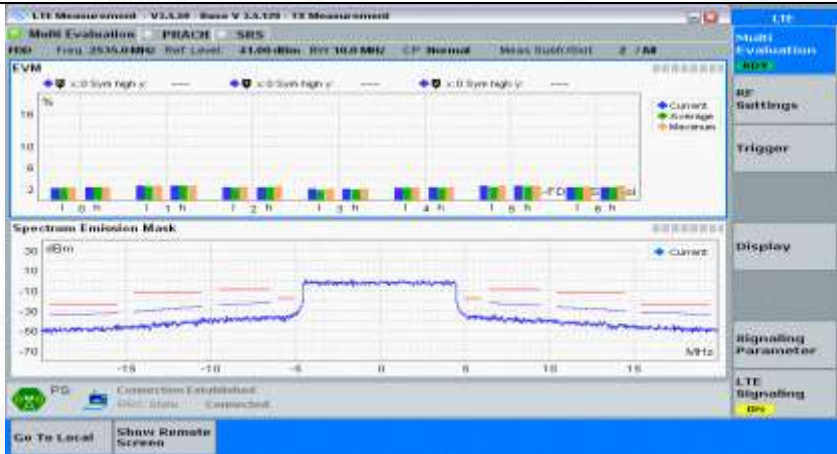
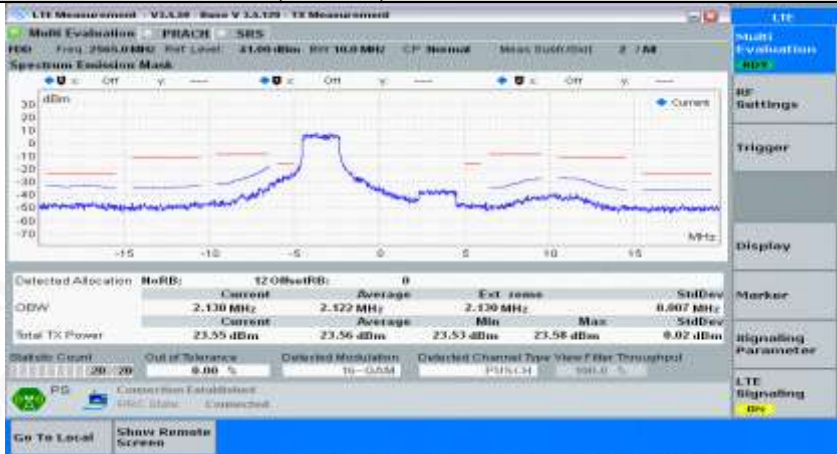
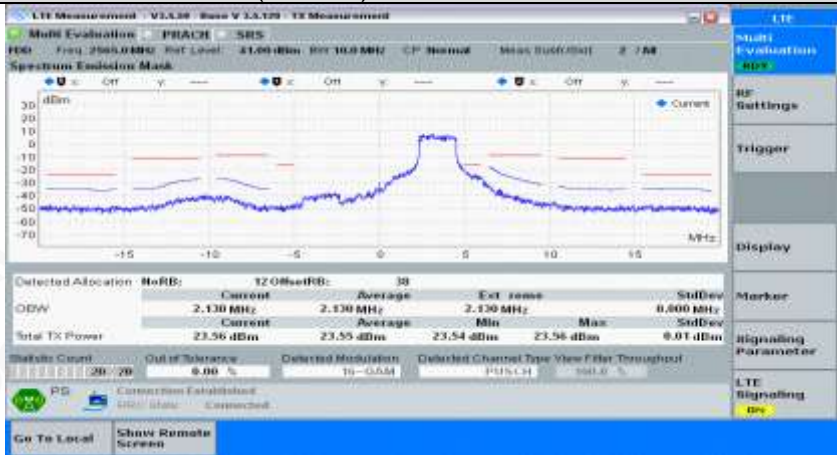
QPSK	
Channel Bandwidth=Lowest (10 MHz)_QPSK_HCH_PartialRB#0	
QPSK	
Channel Bandwidth=Lowest (10 MHz)_QPSK_HCH_PartialRB#max	
QPSK	
Channel Bandwidth=Lowest (10 MHz)_QPSK_HCH_FullRB#0	

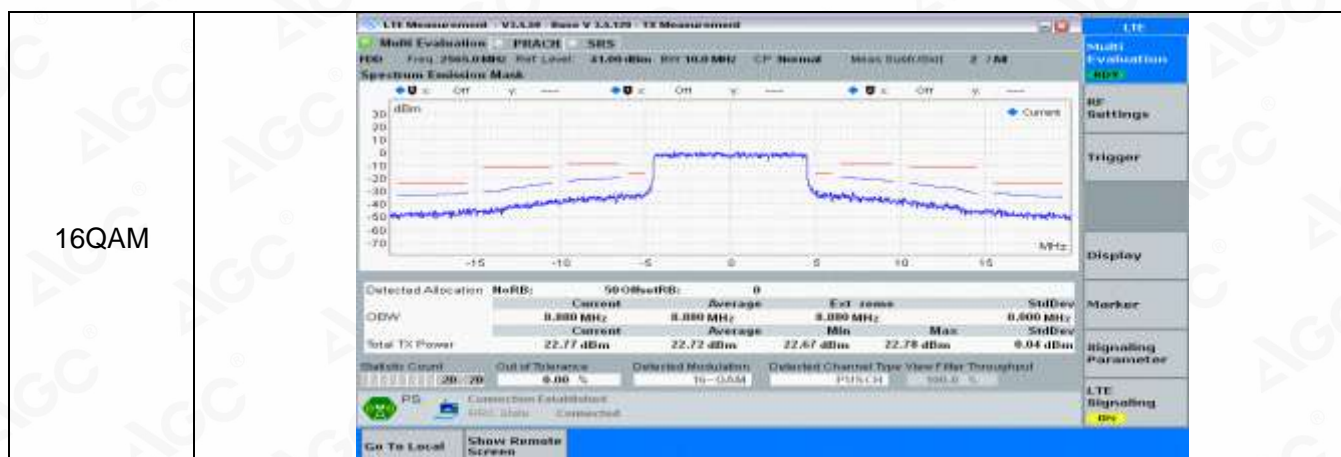


QPSK	
Channel Bandwidth=Lowest (10 MHz)_16QAM_LCH_PartialRB#0	
16QAM	
Channel Bandwidth=Lowest (10 MHz)_16QAM_LCH_PartialRB#max	
16QAM	
Channel Bandwidth=Lowest (10 MHz)_16QAM_LCH_FullRB#0	

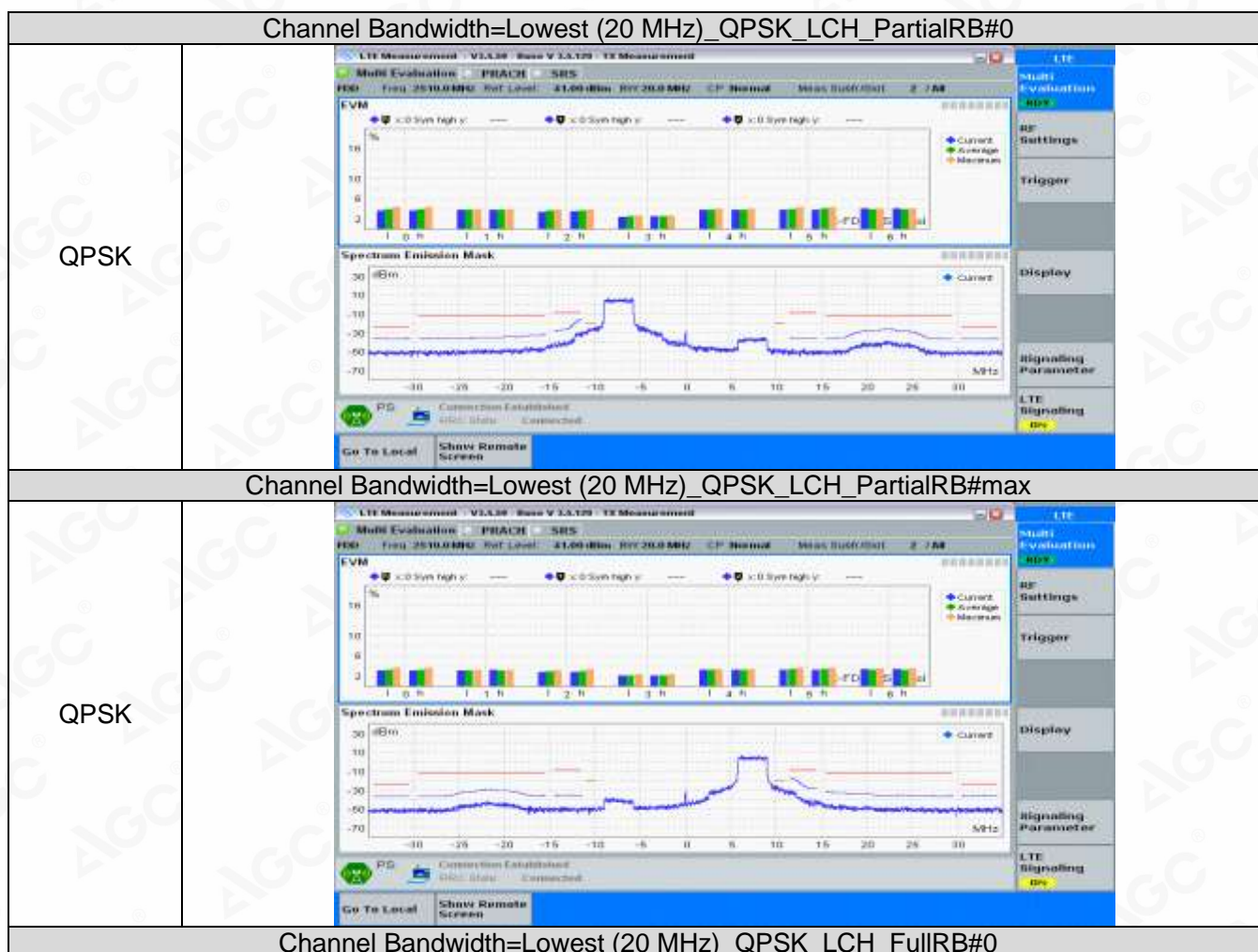
16QAM	
Channel Bandwidth=Lowest (10 MHz)_16QAM_MCH_PartialRB#0	
16QAM	
Channel Bandwidth=Lowest (10 MHz)_16QAM_MCH_PartialRB#max	
16QAM	
Channel Bandwidth=Lowest (10 MHz)_16QAM_MCH_FullRB#0	



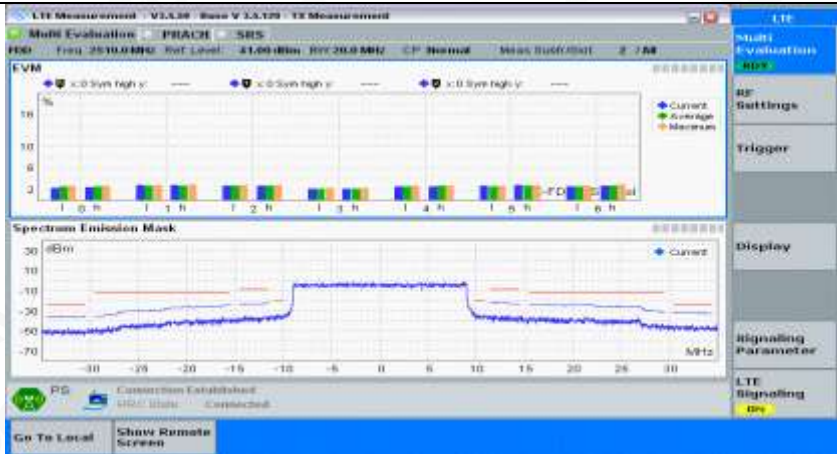
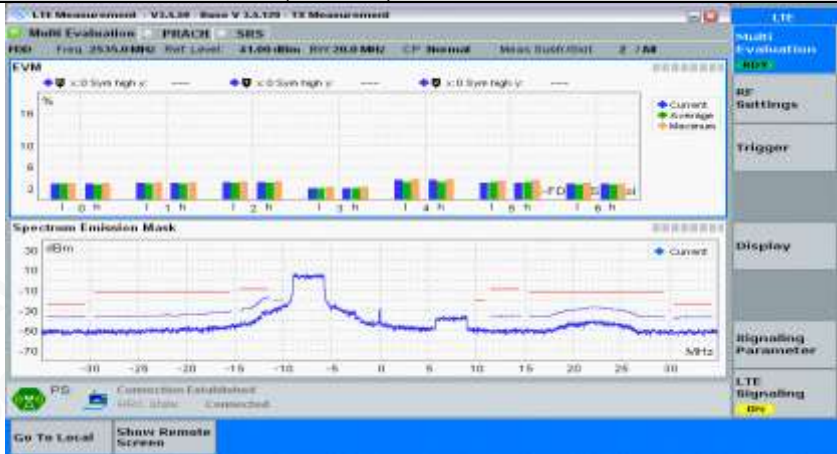
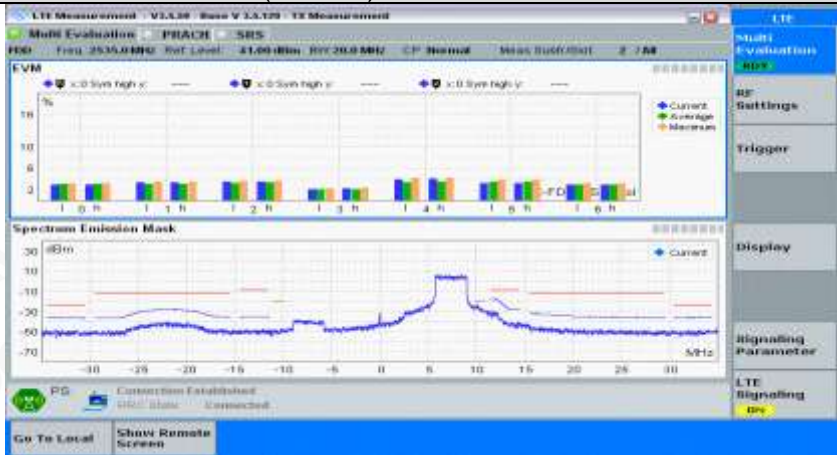
16QAM	
Channel Bandwidth=Lowest (10 MHz)_16QAM_HCH_PartialRB#0	
16QAM	
Channel Bandwidth=Lowest (10 MHz)_16QAM_HCH_PartialRB#max	
16QAM	
Channel Bandwidth=Lowest (10 MHz)_16QAM_HCH_FullRB#0	

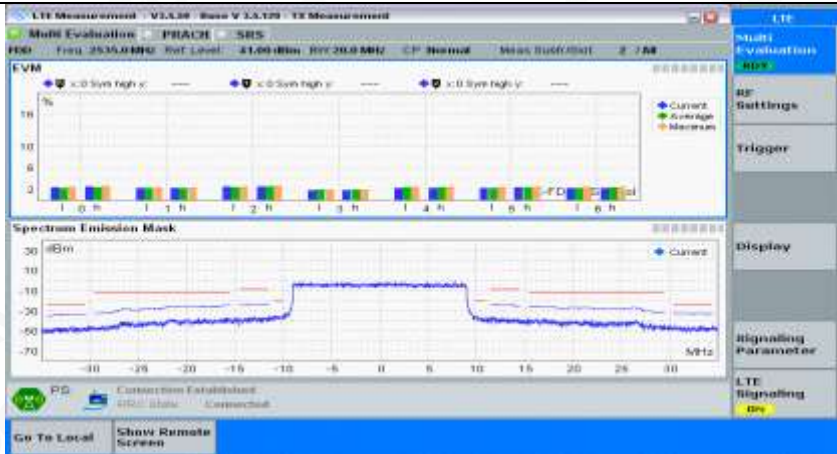
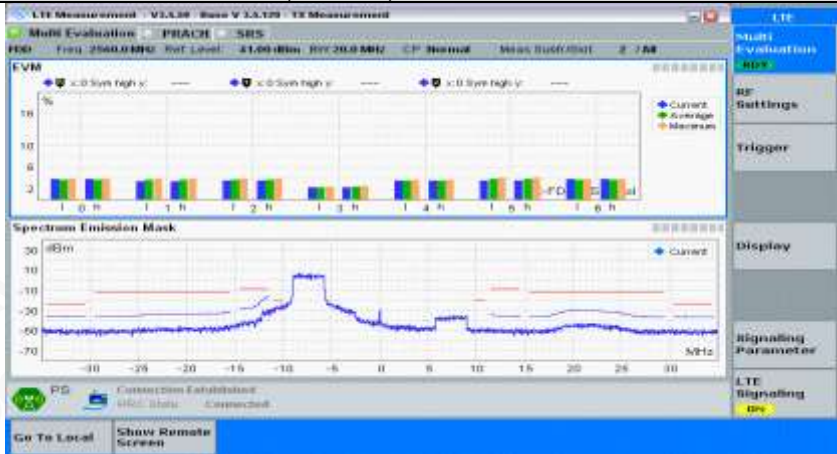
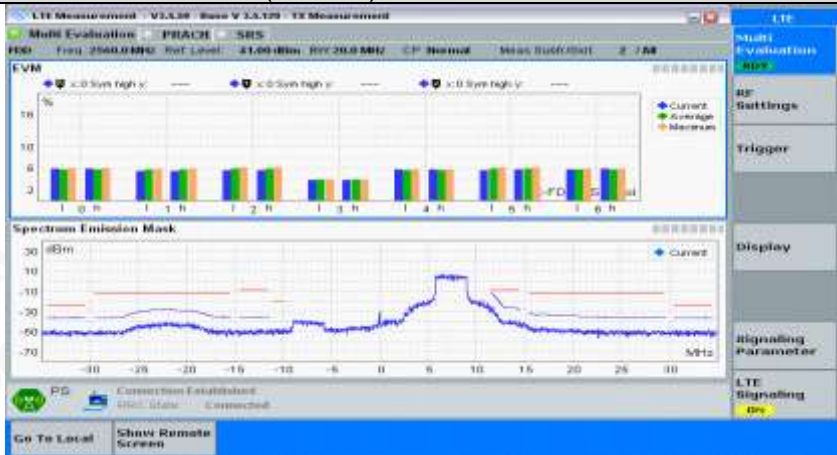


Channel Bandwidth=Highest (20 MHz)

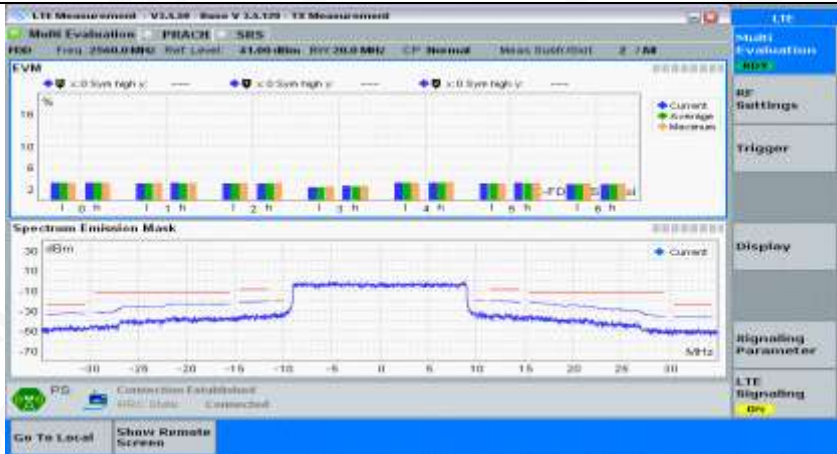
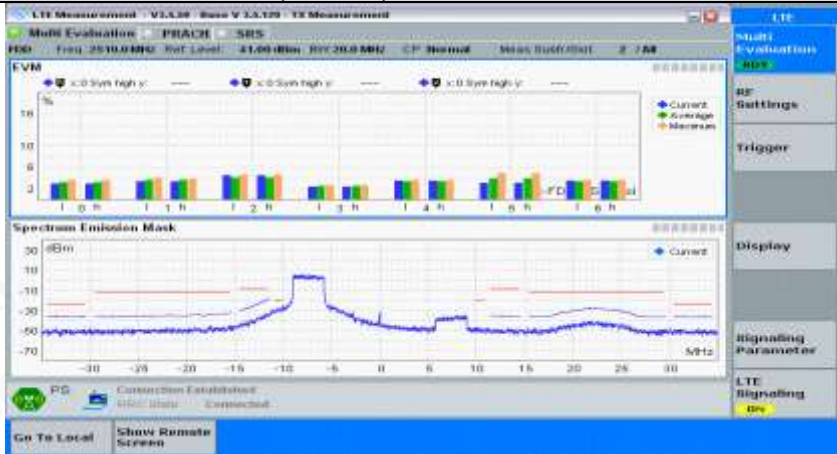
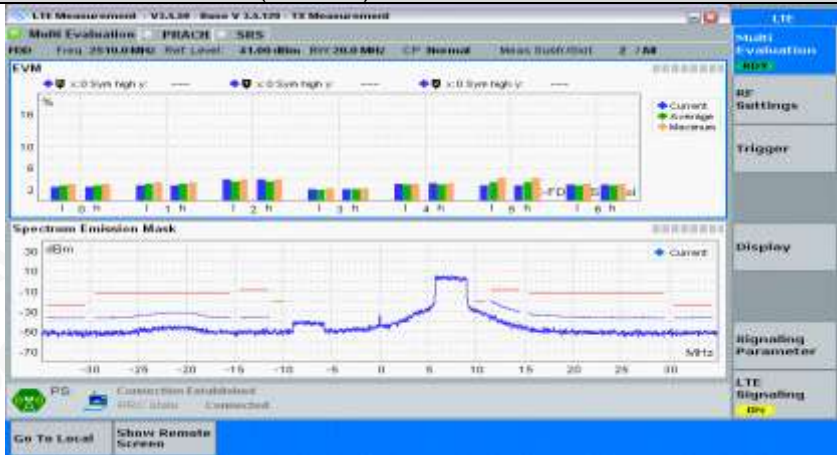


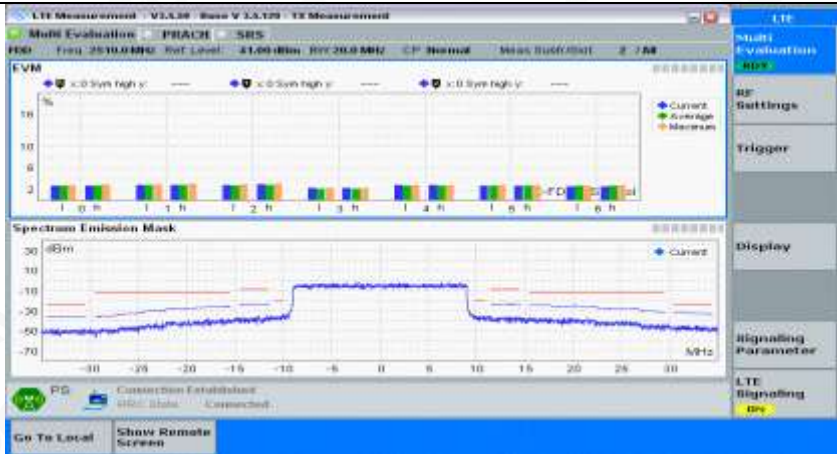
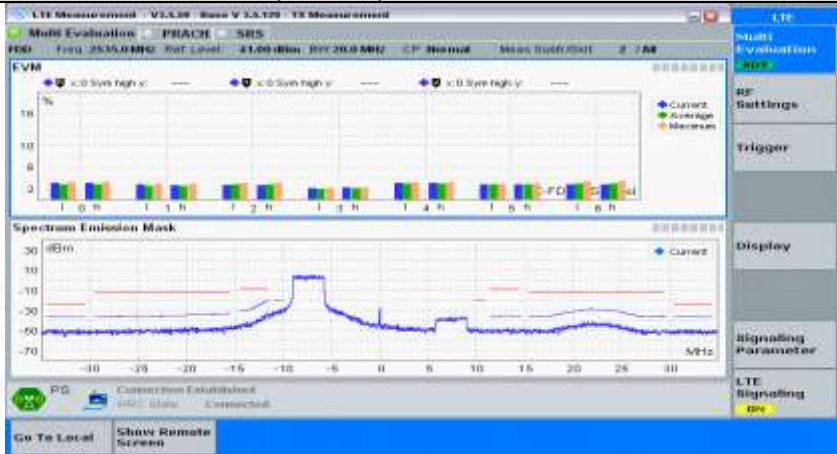
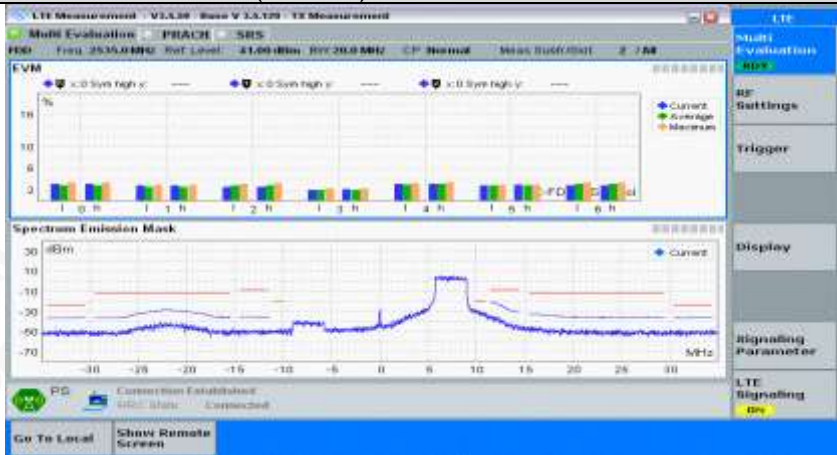


QPSK	
Channel Bandwidth=Lowest (20 MHz)_QPSK_MCH_PartialRB#0	
QPSK	
Channel Bandwidth=Lowest (20 MHz)_QPSK_MCH_PartialRB#max	
QPSK	
Channel Bandwidth=Lowest (20 MHz)_QPSK_MCH_FullRB#0	

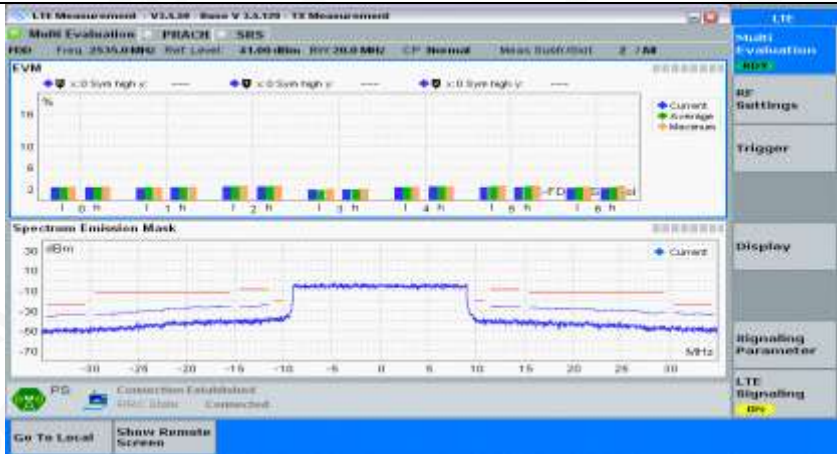
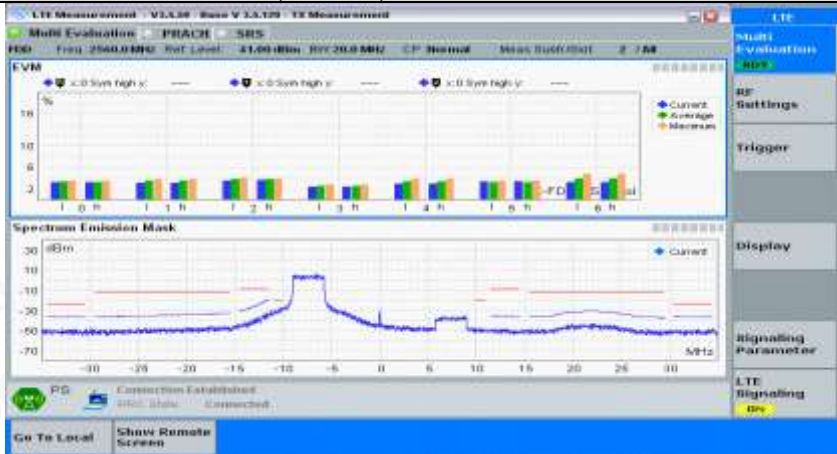
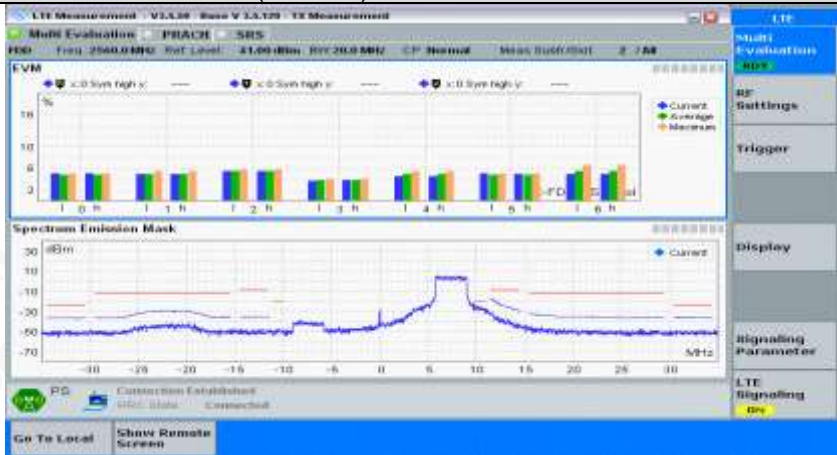
QPSK	
Channel Bandwidth=Lowest (20 MHz)_QPSK_HCH_PartialRB#0	
QPSK	
Channel Bandwidth=Lowest (20 MHz)_QPSK_HCH_PartialRB#max	
QPSK	
Channel Bandwidth=Lowest (20 MHz)_QPSK_HCH_FullRB#0	

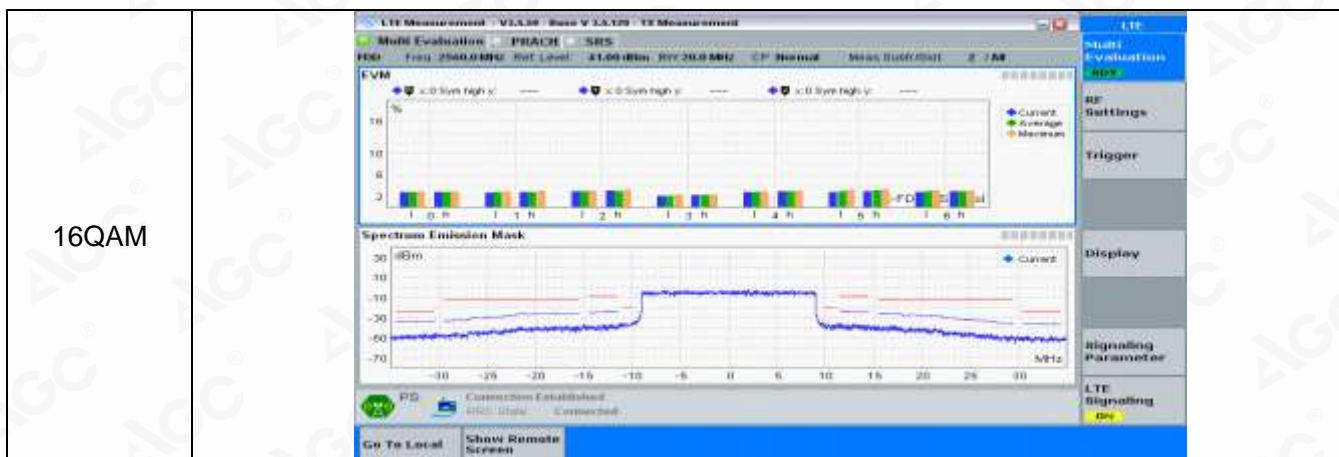


QPSK	
Channel Bandwidth=Lowest (20 MHz)_16QAM_LCH_PartialRB#0	
16QAM	
Channel Bandwidth=Lowest (20 MHz)_16QAM_LCH_PartialRB#max	
16QAM	
Channel Bandwidth=Lowest (20 MHz)_16QAM_LCH_FullRB#0	

16QAM	
Channel Bandwidth=Lowest (20 MHz)_16QAM_MCH_PartialRB#0	
16QAM	
Channel Bandwidth=Lowest (20 MHz)_16QAM_MCH_PartialRB#max	
16QAM	
Channel Bandwidth=Lowest (20 MHz)_16QAM_MCH_FullRB#0	



16QAM	
Channel Bandwidth=Lowest (20 MHz)_16QAM_HCH_PartialRB#0	
16QAM	
Channel Bandwidth=Lowest (20 MHz)_16QAM_HCH_PartialRB#max	
16QAM	
Channel Bandwidth=Lowest (20 MHz)_16QAM_HCH_FullRB#0	



Attestation of Global Compliance

Attestation of Global Compliance(Shenzhen)Co.,Ltd.  
Add: 2/F., Building 2, Sanwei Chaxi Industrial Park, Sanwei Community,  
Hangcheng Street, Bao'an District, Shenzhen, Guangdong, China  
Tel: +86-755 2523 4088 E-mail: agc@agc-cert.com Service Hotline: 400 089 2118

#### 4. Transmitter Adjacent Channel Leakage Power Ratio(ACLR)

##### Test Result

Note: All the modes had been tested, but only the worst data recorded in the report.

NTNV

**Channel Bandwidth=Lowest (5 MHz)**

Channel Bandwidth=Lowest (5 MHz)								
Condition	Modulation	Channel Bandwidth	Channel	RB allocation		UE output power	Verdict	
				RB Size	RB Offset			
Normal	QPSK	5 MHz	Low range	Partial	0	PUMAX	Pass	
					max	PUMAX	Pass	
				Full	0	PUMAX	Pass	
			Mid range	Partial	0	PUMAX	Pass	
					max	PUMAX	Pass	
				Full	0	PUMAX	Pass	
			High range	Partial	0	PUMAX	Pass	
					max	PUMAX	Pass	
				Full	0	PUMAX	Pass	
			16QAM	Low range	Partial	0	PUMAX	Pass
						max	PUMAX	Pass
					Full	0	PUMAX	Pass
	Mid range			Partial	0	PUMAX	Pass	
					max	PUMAX	Pass	
				Full	0	PUMAX	Pass	
	High range			Partial	0	PUMAX	Pass	
					max	PUMAX	Pass	
				Full	0	PUMAX	Pass	

**Channel Bandwidth= (10 MHz)**

Channel Bandwidth= (10 MHz)							
Condition	Modulation	Channel Bandwidth	Channel	RB allocation		UE output power	Verdict
				RB Size	RB Offset		
Normal	QPSK	10 MHz	Low range	Partial	0	PUMAX	Pass
					max	PUMAX	Pass
				Full	0	PUMAX	Pass
			Mid range	Partial	0	PUMAX	Pass
					max	PUMAX	Pass
				Full	0	PUMAX	Pass
			High range	Partial	0	PUMAX	Pass
					max	PUMAX	Pass



Attestation of Global Compliance

Attestation of Global Compliance(Shenzhen)Co.,Ltd.

Add: 2/F., Building 2, Sanwei Chaxi Industrial Park, Sanwei Community,  
Hangcheng Street, Bao'an District, Shenzhen, Guangdong, China

Tel: +86-755 2523 4088

E-mail: agc@agc-cert.com

Service Hotline: 400 089 2118



	16QAM		Low range	Full	0	PUMAX	Pass
				Partial	0	PUMAX	Pass
					max	PUMAX	Pass
				Full	0	PUMAX	Pass
			Mid range	Partial	0	PUMAX	Pass
					max	PUMAX	Pass
				Full	0	PUMAX	Pass
			High range	Partial	0	PUMAX	Pass
					max	PUMAX	Pass
				Full	0	PUMAX	Pass

### Channel Bandwidth=Highest (20 MHz)

Channel Bandwidth=Highest (20 MHz)							
Condition	Modulation	Channel Bandwidth	Channel	RB allocation		UE output power	Verdict
				RB Size	RB Offset		
Normal	QPSK	20 MHz	Low range	Partial	0	PUMAX	Pass
					max	PUMAX	Pass
				Full	0	PUMAX	Pass
			Mid range	Partial	0	PUMAX	Pass
					max	PUMAX	Pass
				Full	0	PUMAX	Pass
			High range	Partial	0	PUMAX	Pass
					max	PUMAX	Pass
				Full	0	PUMAX	Pass
	16QAM		Low range	Partial	0	PUMAX	Pass
					max	PUMAX	Pass
				Full	0	PUMAX	Pass
			Mid range	Partial	0	PUMAX	Pass
					max	PUMAX	Pass
				Full	0	PUMAX	Pass
			High range	Partial	0	PUMAX	Pass
					max	PUMAX	Pass
				Full	0	PUMAX	Pass








## Test Graphs




NTNV




Channel Bandwidth=Lowest (5 MHz)

Channel Bandwidth=Lowest (5 MHz)_QPSK_LCH_PartialRB#0	
QPSK	
Channel Bandwidth=Lowest (5 MHz)_QPSK_LCH_PartialRB#max	
QPSK	
Channel Bandwidth=Lowest (5 MHz)_QPSK_LCH_FullRB#0	
QPSK	
Channel Bandwidth=Lowest (5 MHz)_QPSK_MCH_PartialRB#0	

QPSK	 <p>Channel Bandwidth=Lowest (5 MHz)_QPSK_MCH_PartialRB#max</p>
QPSK	 <p>Channel Bandwidth=Lowest (5 MHz)_QPSK_MCH_FullIRB#0</p>
QPSK	 <p>Channel Bandwidth=Lowest (5 MHz)_QPSK_HCH_PartialRB#max</p>



QPSK	 <p>The screenshot shows the LTE Measurement software interface. The top bar indicates 'LTE Measured - V15.30 Base V 1.1.123 - TE Measured'. The main display area shows two plots: 'EVM' (Error Vector Magnitude) and 'Spectrum ACLR' (Spectrum Adjacent Channel Leakage Ratio). The EVM plot shows a bar chart with values ranging from 0 to 18 dB. The Spectrum ACLR plot shows a bar chart with values ranging from -30 to 20 dB. The right sidebar contains buttons for 'Multi Evaluation', 'RF Settings', 'Trigger', 'Display', 'Signaling Parameter', and 'LTE Signaling'. The bottom status bar shows 'Go To Local' and 'Show Remote Screen'.</p>
Channel Bandwidth=Lowest (5 MHz)_16QAM_LCH_PartialRB#0	
16QAM	 <p>The screenshot shows the LTE Measurement software interface for 16QAM. The top bar indicates 'LTE Measured - V15.30 Base V 1.1.123 - TE Measured'. The main display area shows two plots: 'EVM' and 'Spectrum ACLR'. The EVM plot shows a bar chart with values ranging from 0 to 18 dB. The Spectrum ACLR plot shows a bar chart with values ranging from -30 to 20 dB. The right sidebar contains buttons for 'Multi Evaluation', 'RF Settings', 'Trigger', 'Display', 'Signaling Parameter', and 'LTE Signaling'. The bottom status bar shows 'Go To Local' and 'Show Remote Screen'.</p>
Channel Bandwidth=Lowest (5 MHz)_16QAM_LCH_PartialRB#max	
16QAM	 <p>The screenshot shows the LTE Measurement software interface for 16QAM. The top bar indicates 'LTE Measured - V15.30 Base V 1.1.123 - TE Measured'. The main display area shows two plots: 'EVM' and 'Spectrum ACLR'. The EVM plot shows a bar chart with values ranging from 0 to 18 dB. The Spectrum ACLR plot shows a bar chart with values ranging from -30 to 20 dB. The right sidebar contains buttons for 'Multi Evaluation', 'RF Settings', 'Trigger', 'Display', 'Signaling Parameter', and 'LTE Signaling'. The bottom status bar shows 'Go To Local' and 'Show Remote Screen'.</p>
Channel Bandwidth=Lowest (5 MHz)_16QAM_LCH_FullRB#0	

16QAM	
Channel Bandwidth=Lowest (5 MHz)_16QAM_MCH_PartialRB#0	
16QAM	
Channel Bandwidth=Lowest (5 MHz)_16QAM_MCH_PartialRB#max	
16QAM	
Channel Bandwidth=Lowest (5 MHz)_16QAM_MCH_FullRB#0	



16QAM	<div><div><div><div>LTE Measurement - V3.3.0 - Base V 3.3.120 - TX Measurement</div><div><div>Multi EvaluationPRACHSRSS</div><div>RF00Freq: 2535.0 MHzRef Level: -11.00 dBmRSS: 5.0 MHzCP: NormalMeas Buffer Size: 2.7 MB</div></div><div><div>EVM</div><div><div><div><div><div><div></div><div></div><div></div></div><div><div><div></div><div></div><div></div></div><div><div><div></div><div></div><div></div></div></div><div><div><div></div><div></div><div></div></div><div><div><div></div><div></div><div></div></div><div><div><div></div><div></div><div></div></div></div><div><div><div></div><div></div><div></div></div><div><div><div></div><div></div><div></div></div><div><div><div></div><div></div><div></div></div></div><div><div><div></div><div></div><div></div></div><div><div><div></div><div></div><div></div></div><div><div><div></div><div></div><div></div></div></div><div><div><div></div><div></div><div></div></div><div><div><div></div><div></div><div></div></div><div><div><div></div><div></div><div></div></div></div><div><div><div></div><div></div><div></div></div><div><div><div></div><div></div><div></div></div><div><div><div></div><div></div><div></div></div></div><div><div><div></div><div></div><div></div></div><div><div><div></div><div></div><div></div></div><div><div><div></div><div></div><div></div></div></div><div><div><div></div><div></div><div></div></div><div><div><div></div><div></div><div></div></div><div><div><div></div><div></div><div></div></div></div><div><div><div></div><div></div><div></div></div><div><div><div></div><div></div><div></div></div><div><div><div></div><div></div><div></div></div></div><div><div><div></div><div></div><div></div></div><div><div><div></div><div></div><div></div></div><div><div><div></div><div></div><div></div></div></div><div><div><div></div><div></div><div></div></div><div><div><div></div><div></div><div></div></div><div><div><div></div><div></div><div></div></div></div><div><div><div></div><div></div><div></div></div><div><div><div></div><div></div><div></div></div><div><div><div></div><div></div><div></div></div></div><div><div><div></div><div></div><div></div></div><div><div><div></div><div></div><div></div></div><div><div><div></div><div></div><div></div></div></div><div><div><div></div><div></div><div></div></div><div><div><div></div><div></div><div></div></div><div><div><div></div><div></div><div></div></div></div><div><div><div></div><div></div><div></div></div><div><div><div></div><div></div><div></div></div><div><div><div></div><div></div><div></div></div></div><div><div><div></div><div></div><div></div></div><div><div><div></div><div></div><div></div></div><div><div><div></div><div></div><div></div></div></div><div><div><div></div><div></div><div></div></div><div><div><div></div><div></div><div></div></div><div><div><div></div><div></div><div></div></div></div><div><div><div></div><div></div><div></div></div><div><div><div></div><div></div><div></div></div><div><div><div></div><div></div><div></div></div></div><div><div><div></div><div></div><div></div></div><div><div><div></div><div></div><div></div></div><div><div><div></div><div></div><div></div></div></div><div><div><div></div><div></div><div></div></div><div><div><div></div><div></div><div></div></div><div><div><div></div><div></div><div></div></div></div><div><div><div></div><div></div><div></div></div><div><div><div></div><div></div><div></div></div><div><div><div></div><div></div><div></div></div></div><div><div><div></div><div></div><div></div></div><div><div><div></div><div></div><div></div></div><div><div><div></div><div></div><div></div></div></div><div><div><div></div><div></div><div></div></div><div><div><div></div><div></div><div></div></div><div><div><div></div><div></div><div></div></div></div><div><div><div></div><div></div><div></div></div><div><div><div></div><div></div><div></div></div><div><div><div></div><div></div><div></div></div></div><div><div><div></div><div></div><div></div></div><div><div><div></div><div></div><div></div></div><div><div><div></div><div></div><div></div></div></div><div><div><div></div><div></div><div></div></div><div><div><div></div><div></div><div></div></div><div><div><div></div><div></div><div></div></div></div><div><div><div></div><div></div><div></div></div><div><div><div></div><div></div><div></div></div><div><div><div></div><div></div><div></div></div></div><div><div><div></div><div></div><div></div></div><div><div><div></div><div></div><div></div></div><div><div><div></div><div></div><div></div></div></div><div><div><div></div><div></div><div></div></div><div><div><div></div><div></div><div></div></div><div><div><div></div><div></div><div></div></div></div><div><div><div></div><div></div><div></div></div><div><div><div></div><div></div><div></div></div><div><div><div></div><div></div><div></div></div></div><div><div><div></div><div></div><div></div></div><div><div><div></div><div></div><div></div></div><div><div><div></div><div></div><div></div></div></div><div><div><div></div><div></div><div></div></div><div><div><div></div><div></div><div></div></div><div><div><div></div><div></div><div></div></div></div><div><div><div></div><div></div><div></div></div><div><div><div></div><div></div><div></div></div><div><div><div></div><div></div><div></div></div></div><div><div><div></div><div></div><div></div></div><div><div><div></div><div></div><div></div></div><div><div><div></div><div></div><div></div></div></div><div><div><div></div><div></div><div></div></div><div><div><div></div><div></div><div></div></div><div><div><div></div><div></div><div></div></div></div><div><div><div></div><div></div><div></div></div><div><div><div></div><div></div><div></div></div><div><div><div></div><div></div><div></div></div></div><div><div><div></div><div></div><div></div></div><div><div><div></div><div></div><div></div></div><div><div><div></div><div></div><div></div></div></div><div><div><div></div><div></div><div></div></div><div><div><div></div><div></div><div></div></div><div><div><div></div><div></div><div></div></div></div><div><div><div></div><div></div><div></div></div><div><div><div></div><div></div><div></div></div><div><div><div></div><div></div><div></div></div></div><div><div><div></div><div></div><div></div></div><div><div><div></div><div></div><div></div></div><div><div><div></div><div></div><div></div></div></div><div><div><div></div><div></div><div></div></div><div><div><div></div><div></div><div></div></div><div><div><div></div><div></div><div></div></div></div><div><div><div></div><div></div><div></div></div><div><div><div></div><div></div><div></div></div><div><div><div></div><div></div><div></div></div></div><div><div><div></div><div></div><div></div></div><div><div><div></div><div></div><div></div></div><div><div><div></div><div></div><div></div></div></div><div><div><div></div><div></div><div></div></div><div><div><div></div><div></div><div></div></div><div><div><div></div><div></div><div></div></div></div><div><div><div></div><div></div><div></div></div><div><div><div></div><div></div><div></div></div><div><div><div></div><div></div><div></div></div></div><div><div><div></div><div></div><div></div></div><div><div><div></div><div></div><div></div></div><div><div><div></div><div></div><div></div></div></div><div><div><div></div><div></div><div></div></div><div><div><div></div><div></div><div></div></div><div><div><div></div><div></div><div></div></div></div><div><div><div></div><div></div><div></div></div><div><div><div></div><div></div><div></div></div><div><div><div></div><div></div><div></div></div></div><div><div><div></div><div></div><div></div></div><div><div><div></div><div></div><div></div></div><div><div><div></div><div></div><div></div></div></div><div><div><div></div><div></div><div></div></div><div><div><div></div><div></div><div></div></div><div><div><div></div><div></div><div></div></div></div><div><div><div></div><div></div><div></div></div><div><div><div></div><div></div><div></div></div><div><div><div></div><div></div><div></div></div></div><div><div><div></div><div></div><div></div></div><div><div><div></div><div></div><div></div></div><div><div><div></div><div></div><div></div></div></div><div><div><div></div><div></div><div></div></div><div><div><div></div><div></div><div></div></div><div><div><div></div><div></div><div></div></div></div><div><div><div></div><div></div><div></div></div><div><div><div></div><div></div><div></div></div><div><div><div></div><div></div><div></div></div></div><div><div><div></div><div></div><div></div></div><div><div><div></div><div></div><div></div></div><div><div><div></div><div></div><div></div></div></div><div><div><div></div><div></div><div></div></div><div><div><div></div><div></div><div></div></div><div><div><div></div><div></div><div></div></div></div><div><div><div></div><div></div><div></div></div><div><div><div></div><div></div><div></div></div><div><div><div></div><div></div><div></div></div></div><div><div><div></div><div></div><div></div></div><div><div><div></div><div></div><div></div></div><div><div><div></div><div></div><div></div></div></div><div><div><div></div><div></div><div></div></div><div><div><div></div><div></div><div></div></div><div><div><div></div><div></div><div></div></div></div><div><div><div></div><div></div><div></div></div><div><div><div></div><div></div><div></div></div><div><div><div></div><div></div><div></div></div></div><div><div><div></div><div></div><div></div></div><div><div><div></div><div></div><div></div></div><div><div><div></div><div></div><div></div></div></div><div><div><div></div><div></div><div></div></div><div><div><div></div><div></div><div></div></div><div><div><div></div><div></div><div></div></div></div><div><div><div></div><div></div><div></div></div><div><div><div></div><div></div><div></div></div><div><div><div></div><div></div><div></div></div></div><div><div><div></div><div></div><div></div></div><div><div><div></div><div></div><div></div></div><div><div><div></div><div></div><div></div></div></div><div><div><div></div><div></div><div></div></div><div><div><div></div><div></div><div></div></div><div><div><div></div><div></div><div></div></div></div><div><div><div></div><div></div><div></div></div><div><div><div></div><div></div><div></div></div><div><div><div></div><div></div><div></div></div></div><div><div><div></div><div></div><div></div></div><div><div><div></div><div></div><div></div></div><div><div><div></div><div></div><div></div></div></div><div><div><div></div><div></div><div></div></div><div><div><div></div><div></div><div></div></div><div><div><div></div><div></div><div></div></div></div><div><div><div></div><div></div><div></div></div><div><div><div></div><div></div><div></div></div><div><div><div></div><div></div><div></div></div></div><div><div><div></div><div></div><div></div></div><div><div><div></div><div></div><div></div></div><div><div><div></div><div></div><div></div></div></div><div><div><div></div><div></div><div></div></div><div><div><div></div><div></div><div></div></div><div><div><div></div><div></div><div></div></div></div><div><div><div></div><div></div><div></div></div><div><div><div></div><div></div><div></div></div><div><div><div></div><div></div><div></div></div></div><div><div><div></div><div></div><div></div></div><div><div><div></div><div></div><div></div></div><div><div><div></div><div></div><div></div></div></div><div><div><div></div><div></div><div></div></div><div><div><div></div><div></div><div></div></div><div><div><div></div><div></div><div></div></div></div><div><div><div></div><div></div><div></div></div><div><div><div></div><div></div><div></div></div><div><div><div></div><div></div><div></div></div></div><div><div><div></div><div></div><div></div></div><div><div><div></div><div></div><div></div></div><div><div><div></div><div></div><div></div></div></div><div><div><div></div><div></div><div></div></div><div><div><div></div><div></div><div></div></div><div><div><div></div><div></div><div></div></div></div><div><div><div></div><div></div><div></div></div><div><div><div></div><div></div><div></div></div><div><div><div></div><div></div><div></div></div></div><div><div><div></div><div></div><div></div></div><div><div><div></div><div></div><div></div></div><div><div><div></div><div></div><div></div></div></div><div><div><div></div><div></div><div></div></div><div><div><div></div><div></div><div></div></div><div><div><div></div><div></div><div></div></div></div><div><div><div></div><div></div><div></div></div><div><div><div></div><div></div><div></div></div><div><div><div></div><div></div><div></div></div></div><div><div><div></div><div></div><div></div></div><div><div><div></div><div></div><div></div></div><div><div><div></div><div></div><div></div></div></div><div><div><div></div><div></div><div></div></div><div><div><div></div><div></div><div></div></div><div><div><div></div><div></div></div></div></div></div></div></div></div></div></div></div></div></div></div></div></div></div></div></div></div></div></div></div></div></div></div></div></div></div></div></div></div></div></div></div></div></div></div></div></div></div></div></div></div></div></div></div></div></div></div></div></div></div></div></div></div></div></div></div></div></div></div></div></div></div></div></div></div></div></div></div></div></div></div></div></div></div></div></div></div></div></div></div></div></div></div></div></div></div></div></div></div></div></div></div></div></div></div></div></div></div></div></div></div></div></div></div></div></div></div></div></div></div></div></div></div></div></div></div></div></div></div></div></div></div></div></div></div></div></div></div></div></div></div></div></div></div></div></div></div></div></div></div></div></div></div></div></div></div></div></div></div></div></div></div></div></div></div></div></div></div></div></div></div></div></div></div></div></div></div></div></div></div></div></div></div>
-------	---

16QAM

Channel Bandwidth=Lowest (10 MHz) QPSK LCH PartialRB#0




QPSK



LIT Measurement: V1.1.0 Date: V 1.1.0 V1 Measurement  
 Multi Evaluation: PRACTICE SBS

QPSK




\_\_\_\_\_






QPSK	
Channel Bandwidth=Lowest (10 MHz)_QPSK_MCH_PartialRB#0	
QPSK	
Channel Bandwidth=Lowest (10 MHz)_QPSK_MCH_PartialRB#max	
QPSK	
Channel Bandwidth=Lowest (10 MHz)_QPSK_MCH_FullRB#0	



QPSK	 <p>Channel Bandwidth=Lowest (10 MHz)_QPSK_HCH_PartialRB#0</p>
QPSK	 <p>Channel Bandwidth=Lowest (10 MHz)_QPSK_HCH_PartialRB#max</p>
QPSK	 <p>Channel Bandwidth=Lowest (10 MHz)_QPSK_HCH_FullRB#0</p>



QPSK	 <p>Channel Bandwidth=Lowest (10 MHz)_16QAM_LCH_PartialRB#0</p>
16QAM	 <p>Channel Bandwidth=Lowest (10 MHz)_16QAM_LCH_PartialRB#max</p>
16QAM	 <p>Channel Bandwidth=Lowest (10 MHz)_16QAM_LCH_FullRB#0</p>

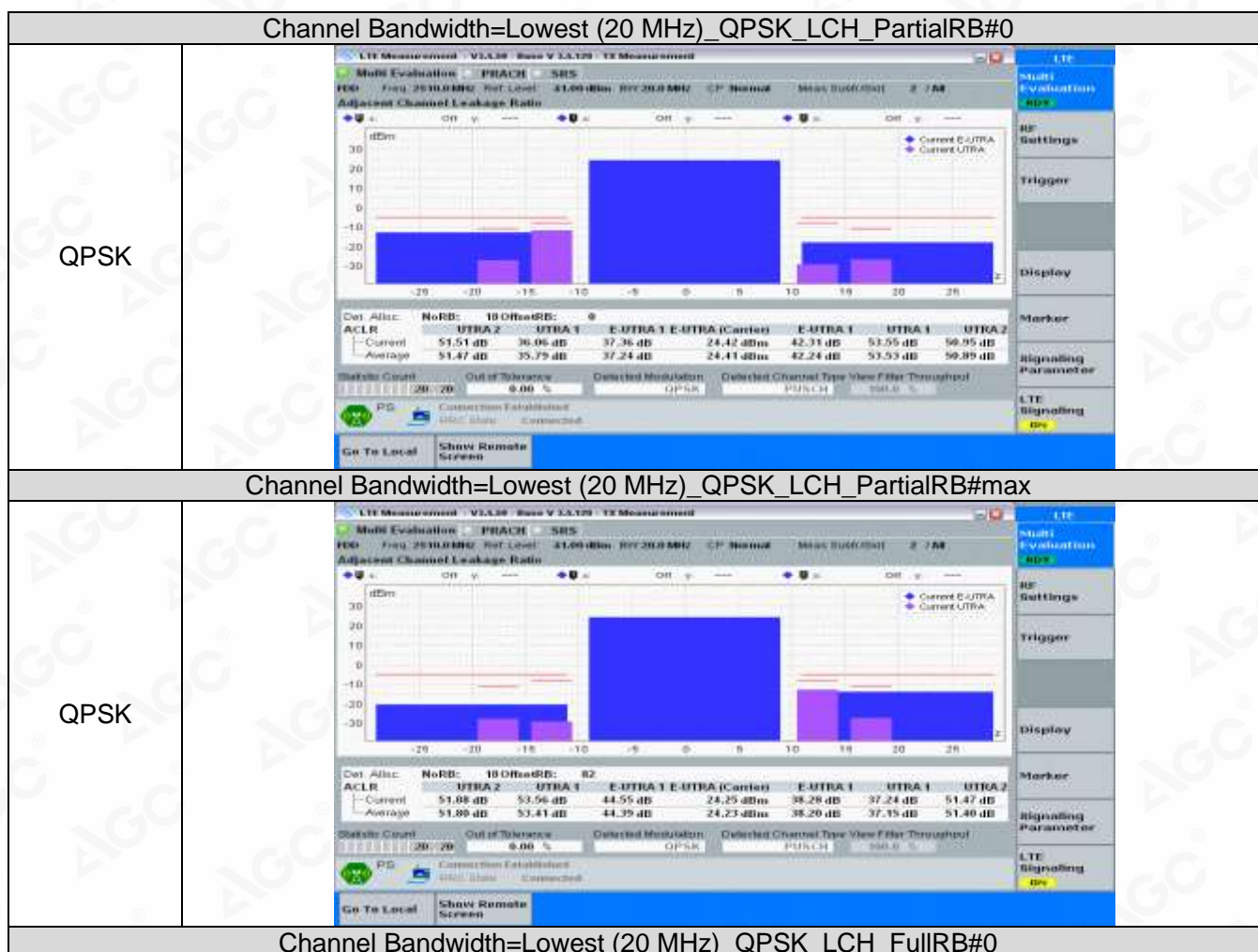
16QAM	
Channel Bandwidth=Lowest (10 MHz)_16QAM_MCH_PartialRB#0	
16QAM	
Channel Bandwidth=Lowest (10 MHz)_16QAM_MCH_PartialRB#max	
16QAM	
Channel Bandwidth=Lowest (10 MHz)_16QAM_MCH_FullRB#0	






16QAM	 <p>Channel Bandwidth=Lowest (10 MHz)_16QAM_HCH_PartialRB#0</p>
16QAM	 <p>Channel Bandwidth=Lowest (10 MHz)_16QAM_HCH_PartialRB#max</p>
16QAM	 <p>Channel Bandwidth=Lowest (10 MHz)_16QAM_HCH_FullIRB#0</p>



Channel Bandwidth=Highest (20 MHz)







QPSK	 <p>Channel Bandwidth=Lowest (20 MHz)_QPSK_MCH_PartialRB#0</p>
QPSK	 <p>Channel Bandwidth=Lowest (20 MHz)_QPSK_MCH_PartialRB#max</p>
QPSK	 <p>Channel Bandwidth=Lowest (20 MHz)_QPSK_MCH_FullRB#0</p>


QPSK	 <p>Channel Bandwidth=Lowest (20 MHz)_QPSK_HCH_PartialRB#0</p>
QPSK	 <p>Channel Bandwidth=Lowest (20 MHz)_QPSK_HCH_PartialRB#max</p>
QPSK	 <p>Channel Bandwidth=Lowest (20 MHz)_QPSK_HCH_FullRB#0</p>



QPSK	 <p>Channel Bandwidth=Lowest (20 MHz)_16QAM_LCH_PartialRB#0</p>
16QAM	 <p>Channel Bandwidth=Lowest (20 MHz)_16QAM_LCH_PartialRB#max</p>
16QAM	 <p>Channel Bandwidth=Lowest (20 MHz)_16QAM_LCH_FullRB#0</p>

16QAM	 <p>Channel Bandwidth=Lowest (20 MHz)_16QAM_MCH_PartialRB#0</p>
16QAM	 <p>Channel Bandwidth=Lowest (20 MHz)_16QAM_MCH_PartialRB#max</p>
16QAM	 <p>Channel Bandwidth=Lowest (20 MHz)_16QAM_MCH_FullRB#0</p>



16QAM	 <p>Channel Bandwidth=Lowest (20 MHz)_16QAM_HCH_PartialRB#0</p>
16QAM	 <p>Channel Bandwidth=Lowest (20 MHz)_16QAM_HCH_PartialRB#max</p>
16QAM	 <p>Channel Bandwidth=Lowest (20 MHz)_16QAM_HCH_FullRB#0</p>



## 5. Transmitter Spurious Emissions

### Test Result

NTNV

Channel Bandwidth=Lowest (5 MHz)

Channel Bandwidth=Lowest (5 MHz)							
Condition	Modulation	Channel Bandwidth	Channel	RB allocation		UE output power	Verdict
				RB Size	RB Offset		
Normal	QPSK	5 MHz	Low range	1	0	PUMAX	Pass
					max	PUMAX	Pass
				Full	0	PUMAX	Pass
			Mid range	1	0	PUMAX	Pass
					max	PUMAX	Pass
				Full	0	PUMAX	Pass
			High range	1	0	PUMAX	Pass
					max	PUMAX	Pass
				Full	0	PUMAX	Pass

Channel Bandwidth=Highest (20 MHz)

Channel Bandwidth=Highest (20 MHz)							
Condition	Modulation	Channel Bandwidth	Channel	RB allocation		UE output power	Verdict
				RB Size	RB Offset		
Normal	QPSK	20 MHz	Low range	1	0	PUMAX	Pass
					max	PUMAX	Pass
				Full	0	PUMAX	Pass
			Mid range	1	0	PUMAX	Pass
					max	PUMAX	Pass
				Full	0	PUMAX	Pass
			High range	1	0	PUMAX	Pass
					max	PUMAX	Pass
				Full	0	PUMAX	Pass



Attestation of Global Compliance

Attestation of Global Compliance(Shenzhen)Co.,Ltd.

Add: 2/F., Building 2, Sanwei Chaxi Industrial Park, Sanwei Community,  
Hangcheng Street, Bao'an District, Shenzhen, Guangdong, China

Tel: +86-755 2523 4088

E-mail: agc@agc-cert.com

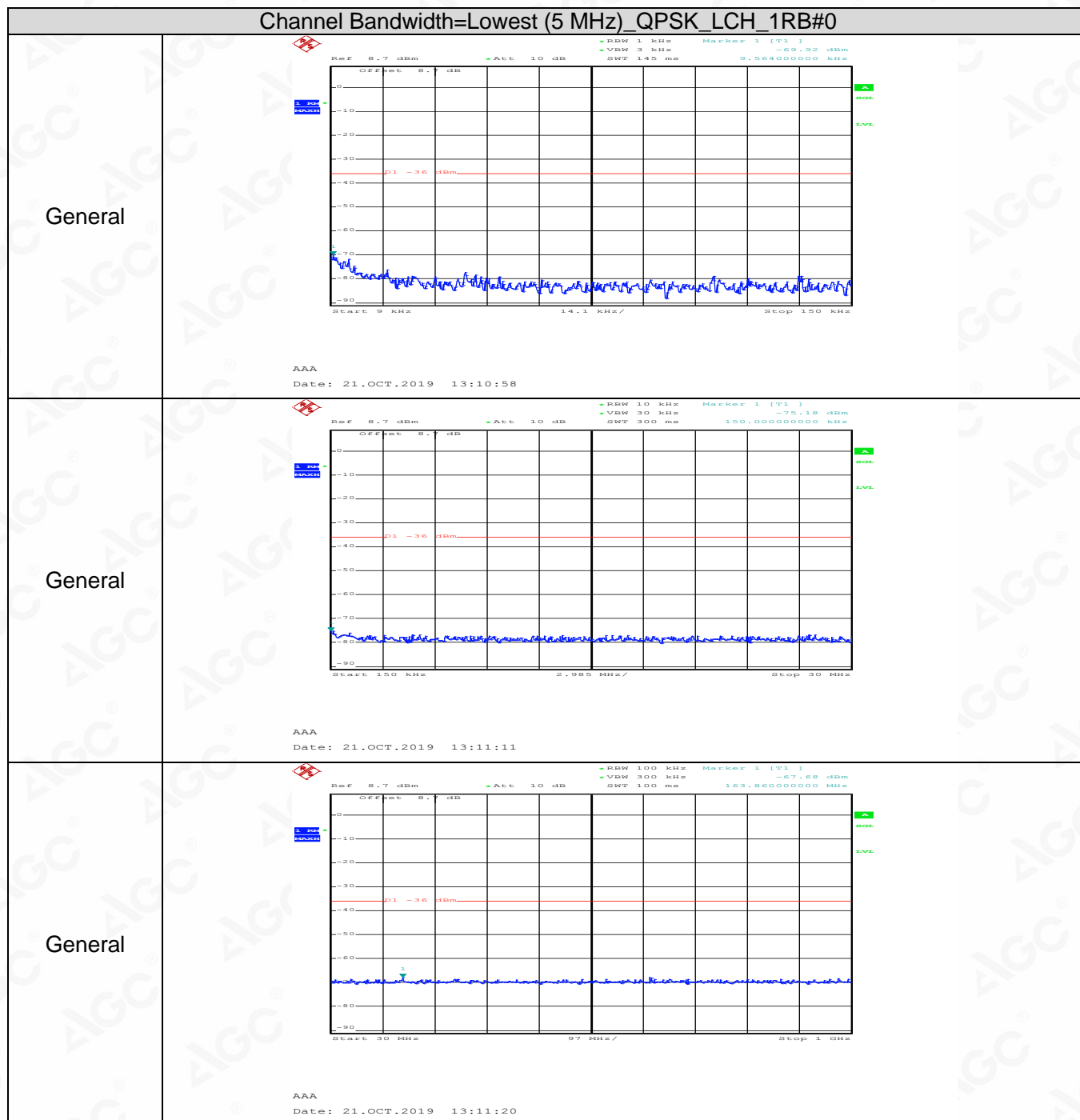
Service Hotline: 400 089 2118



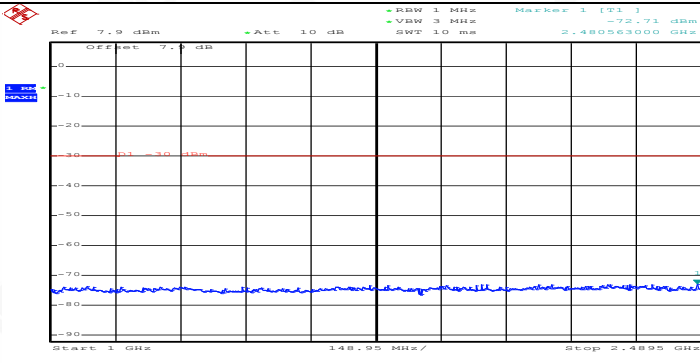
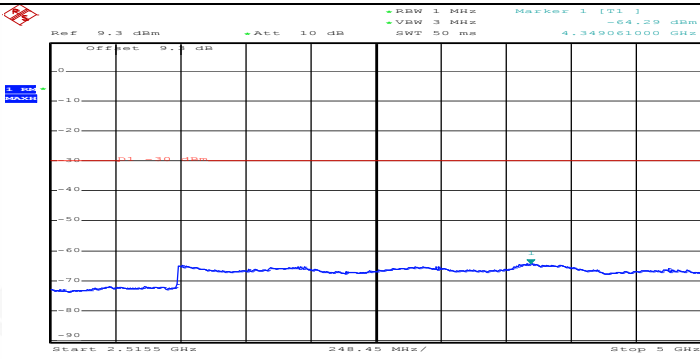
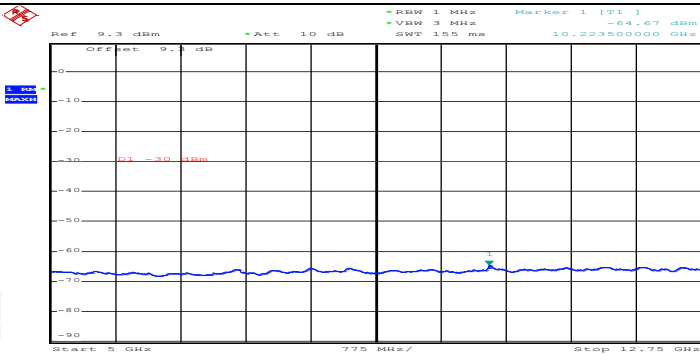
## Test Graphs

NTNV

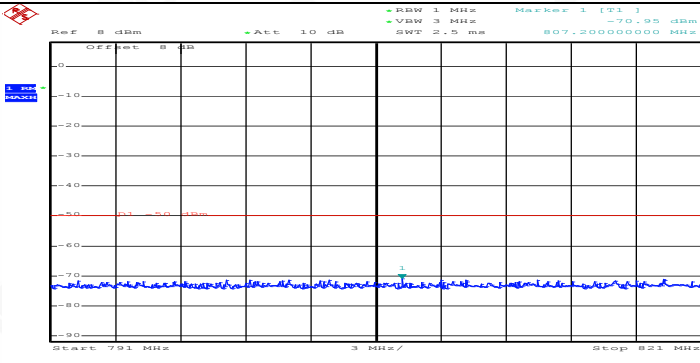
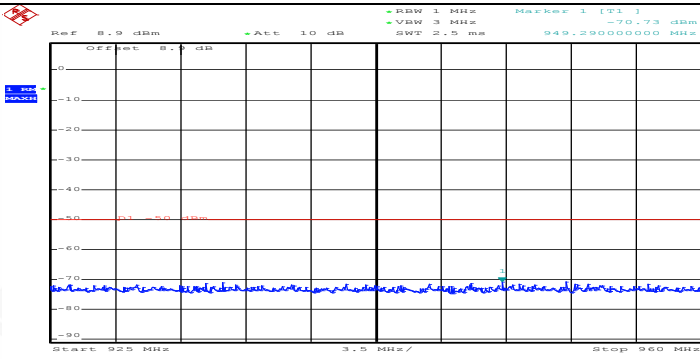
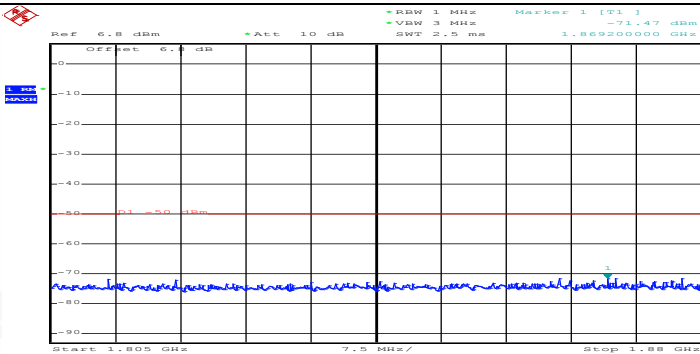
Channel Bandwidth=Lowest (5 MHz)

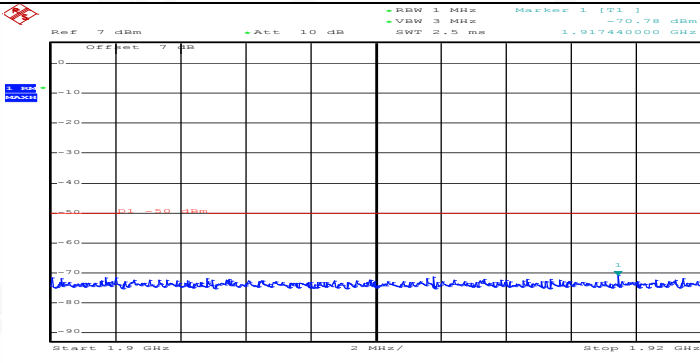
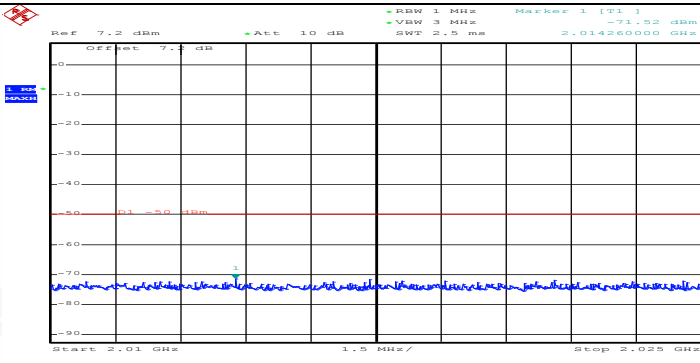
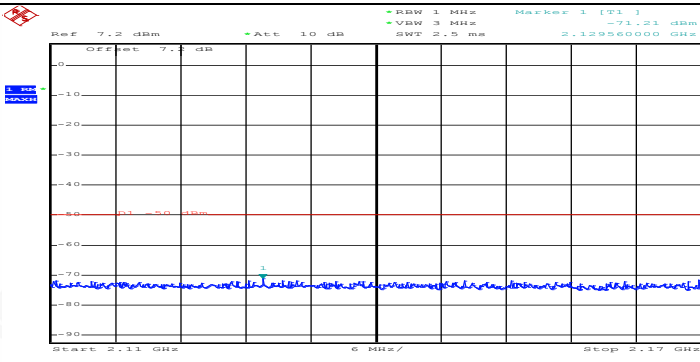


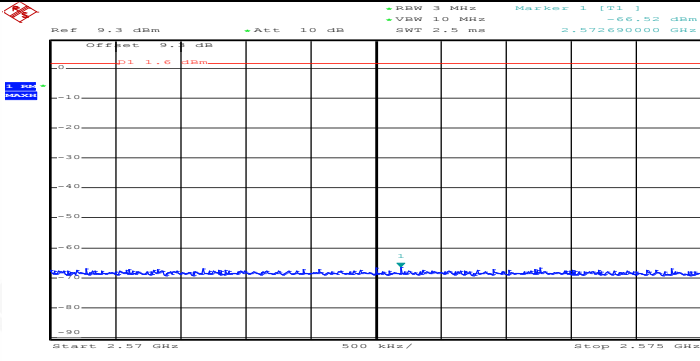
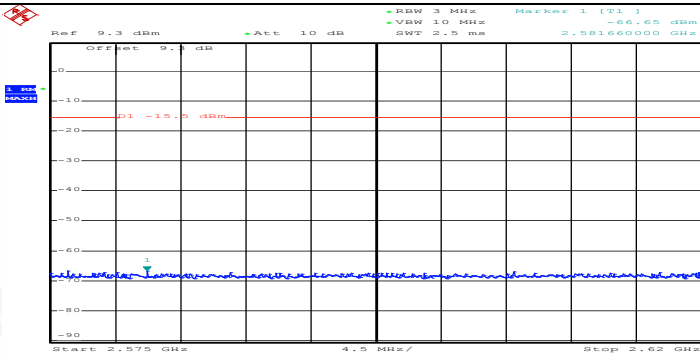
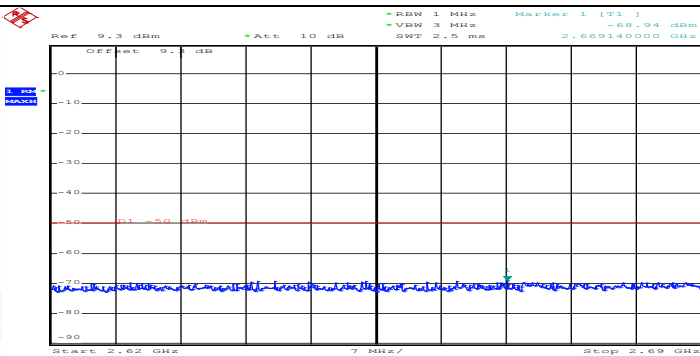


General	 <p>AAA Date: 21.OCT.2019 13:11:27</p>
General	 <p>AAA Date: 21.OCT.2019 13:11:36</p>
General	 <p>AAA Date: 21.OCT.2019 13:11:46</p>

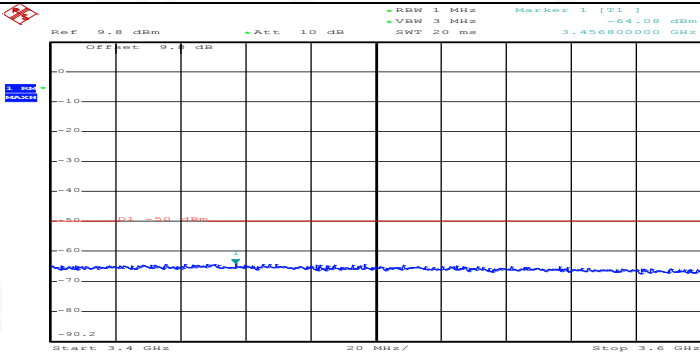
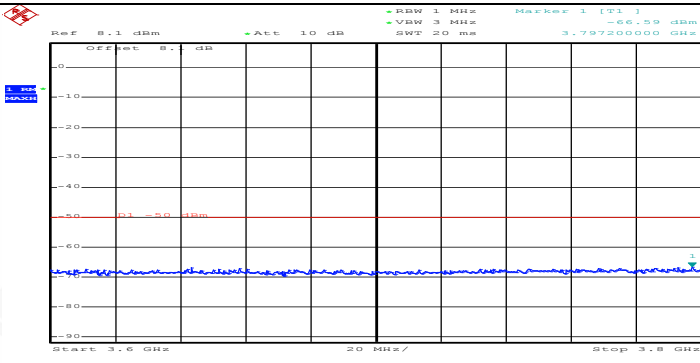


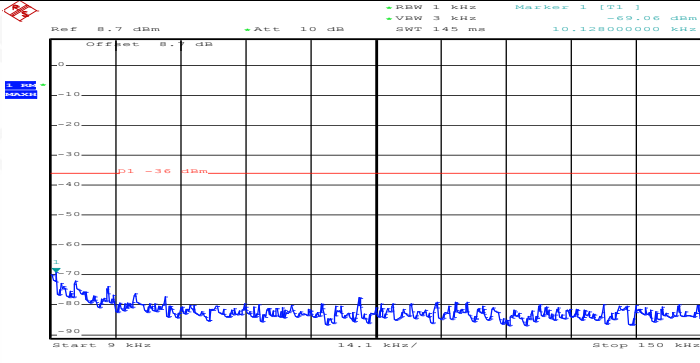
Co-existence	 <p>AAA Date: 21.OCT.2019 13:11:52</p>
Co-existence	 <p>AAA Date: 21.OCT.2019 13:12:00</p>
Co-existence	 <p>AAA Date: 21.OCT.2019 13:12:06</p>

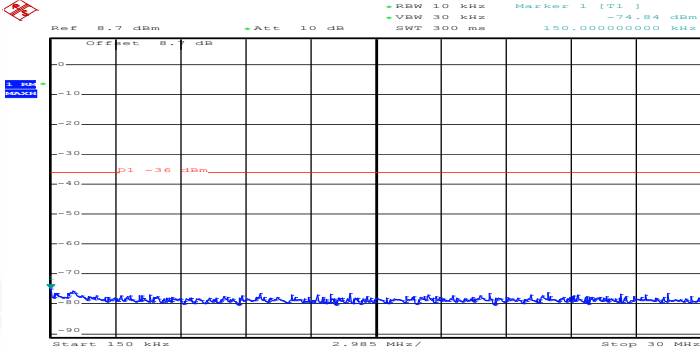
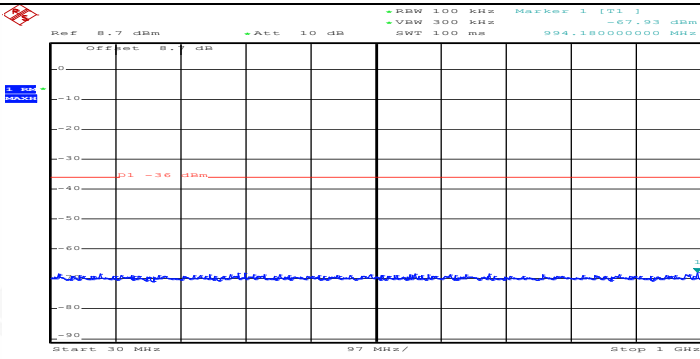
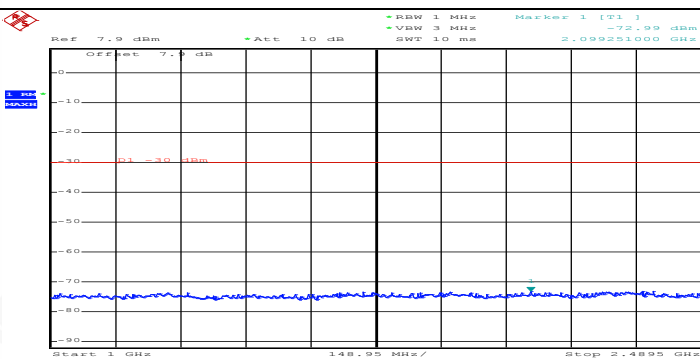
Co-existence	 <p>AAA Date: 21.OCT.2019 13:12:13</p>
Co-existence	 <p>AAA Date: 21.OCT.2019 13:12:19</p>
Co-existence	 <p>AAA Date: 21.OCT.2019 13:12:26</p>

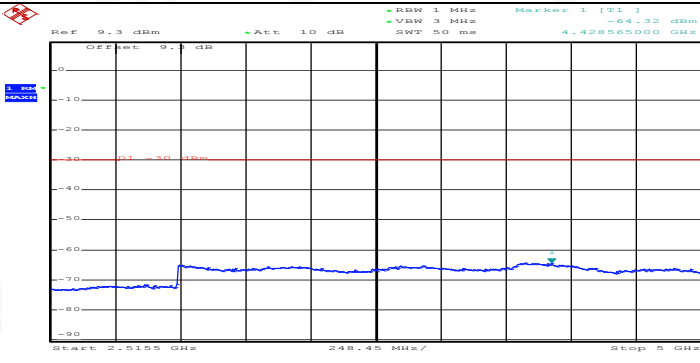
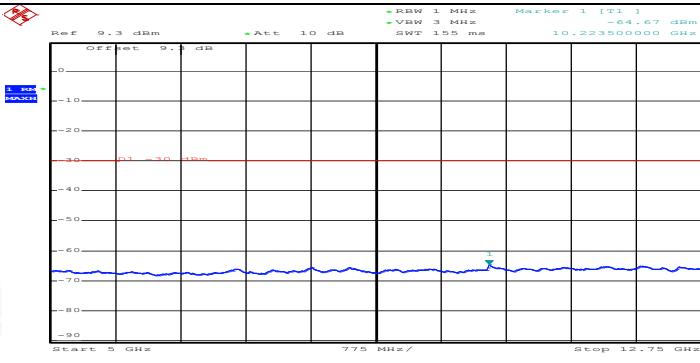
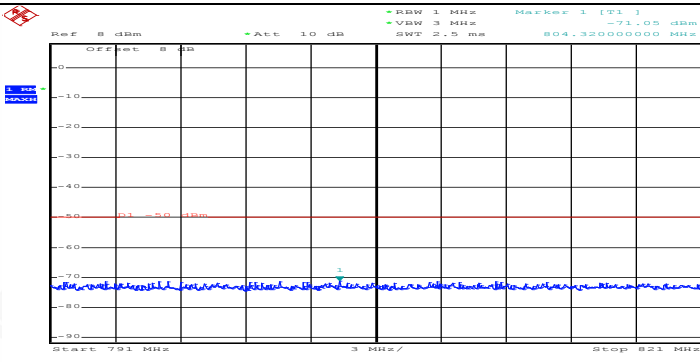
Co-existence	 <p>AAA Date: 21.OCT.2019 13:12:32</p>
Co-existence	 <p>AAA Date: 21.OCT.2019 13:12:39</p>
Co-existence	 <p>AAA Date: 21.OCT.2019 13:12:46</p>

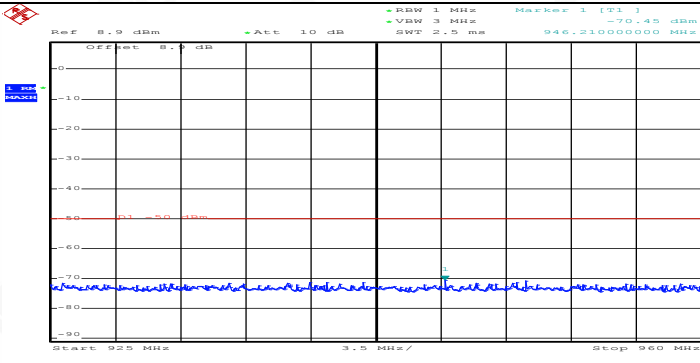
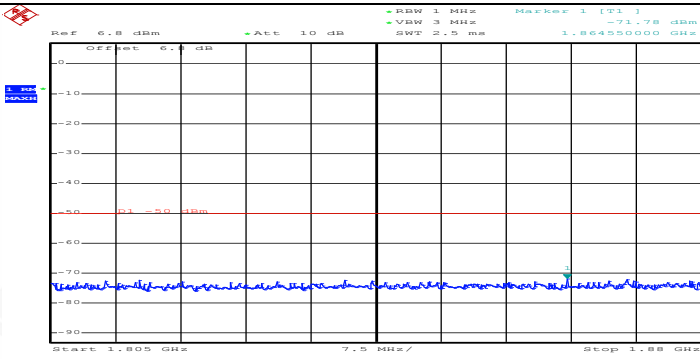
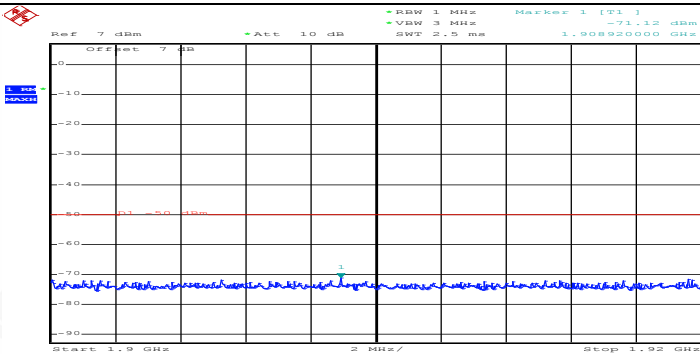


Co-existence	 <p>AAA Date: 21.OCT.2019 13:12:53</p>
Co-existence	 <p>AAA Date: 21.OCT.2019 13:13:00</p>
Additional	NA

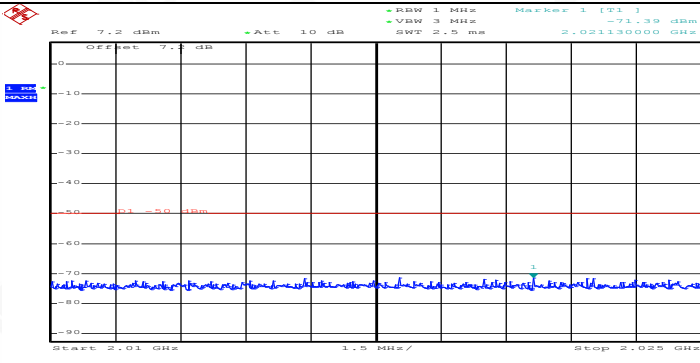
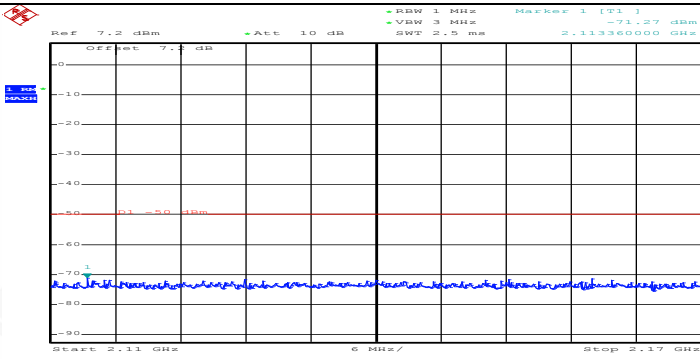
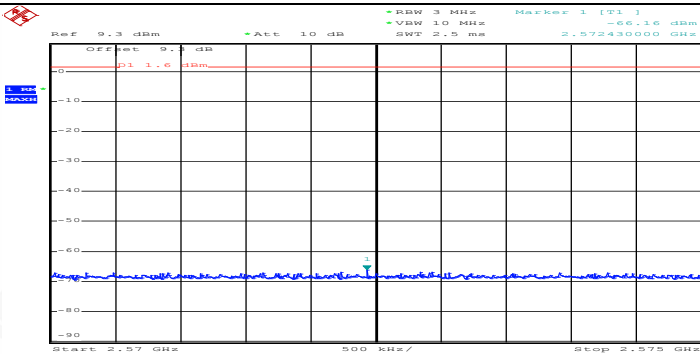
Channel Bandwidth=Lowest (5 MHz)_QPSK_LCH_1RB#max	
General	 <p>AAA Date: 21.OCT.2019 13:13:10</p>

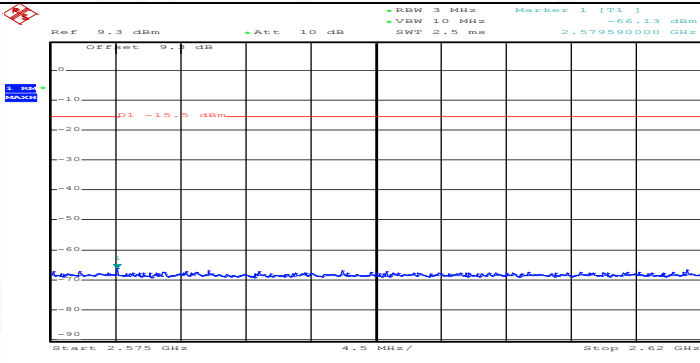
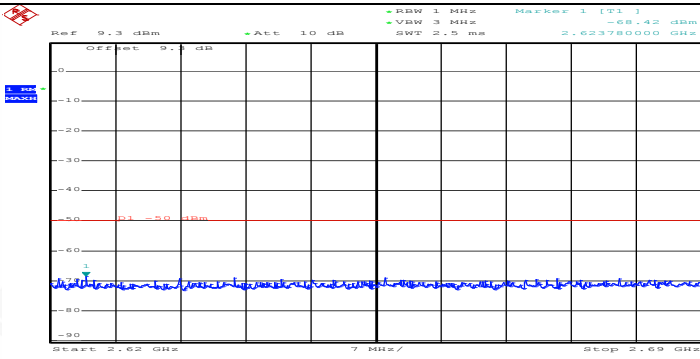
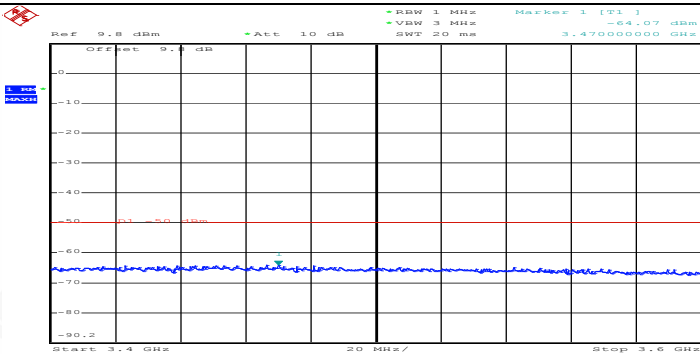
General	 <p>AAA Date: 21.OCT.2019 13:13:24</p>
General	 <p>AAA Date: 21.OCT.2019 13:13:32</p>
General	 <p>AAA Date: 21.OCT.2019 13:13:40</p>

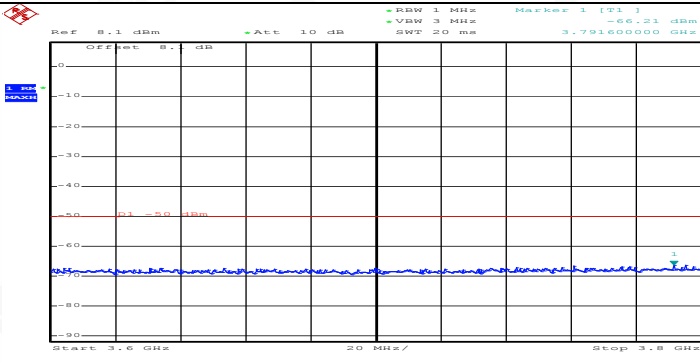
General	 <p>Ref: 9.3 dBm, Att: 10 dB, RBW: 1 MHz, VSW: 3 MHz, SWT: 20 ms, Marker 1: [T1] -64.32 dBm, 4.42856000 GHz</p> <p>Start: 2.5155 GHz, 248.45 MHz, Stop: 5 GHz</p> <p>AAA Date: 21.OCT.2019 13:13:49</p>
General	 <p>Ref: 9.3 dBm, Att: 10 dB, RBW: 1 MHz, VSW: 3 MHz, SWT: 155 ms, Marker 1: [T1] -64.67 dBm, 10.22350000 GHz</p> <p>Start: 5 GHz, 775 MHz, Stop: 12.75 GHz</p> <p>AAA Date: 21.OCT.2019 13:13:58</p>
Co-existence	 <p>Ref: 8 dBm, Att: 10 dB, RBW: 1 MHz, VSW: 3 MHz, SWT: 2.5 ms, Marker 1: [T1] -71.05 dBm, 804.32000000 MHz</p> <p>Start: 791 MHz, 3 MHz, Stop: 821 MHz</p> <p>AAA Date: 21.OCT.2019 13:14:05</p>

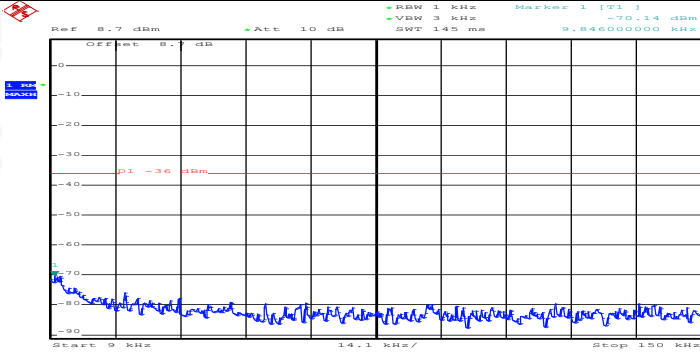
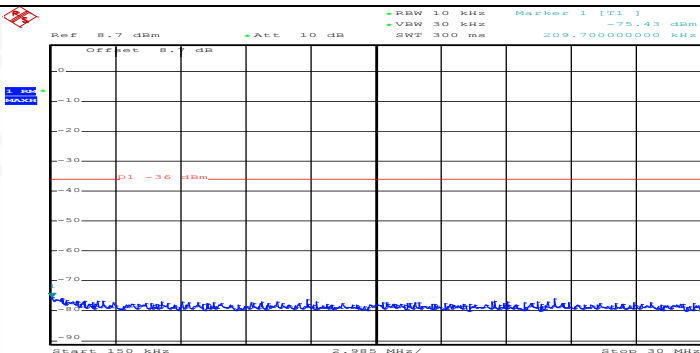
Co-existence	 <p>AAA Date: 21.OCT.2019 13:14:12</p>
Co-existence	 <p>AAA Date: 21.OCT.2019 13:14:18</p>
Co-existence	 <p>AAA Date: 21.OCT.2019 13:14:25</p>

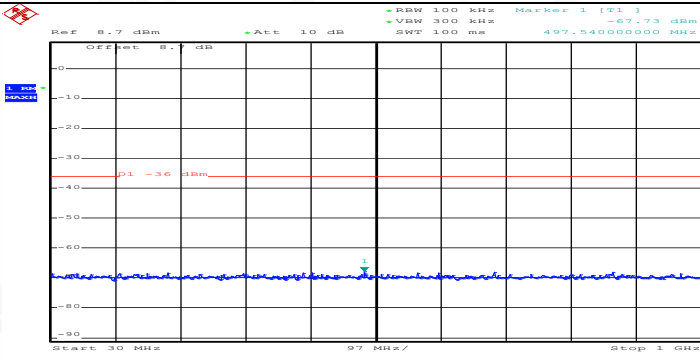
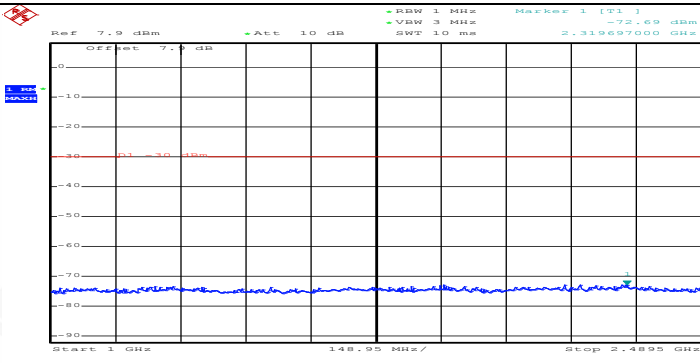
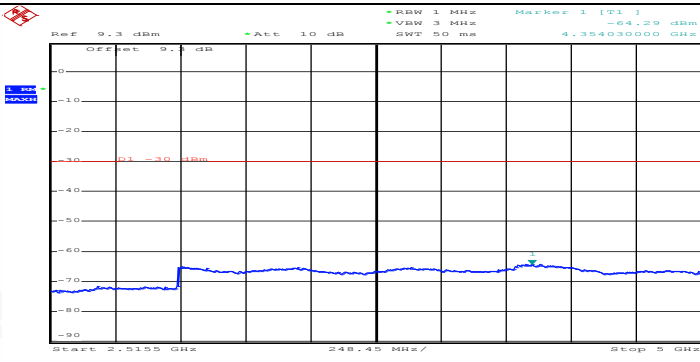


Co-existence	 <p>AAA Date: 21.OCT.2019 13:14:31</p>
Co-existence	 <p>AAA Date: 21.OCT.2019 13:14:38</p>
Co-existence	 <p>AAA Date: 21.OCT.2019 13:14:44</p>

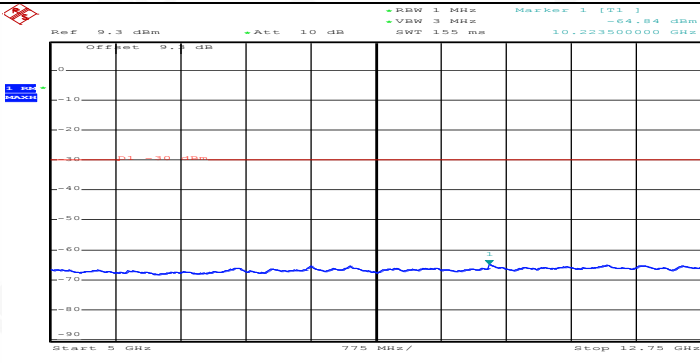
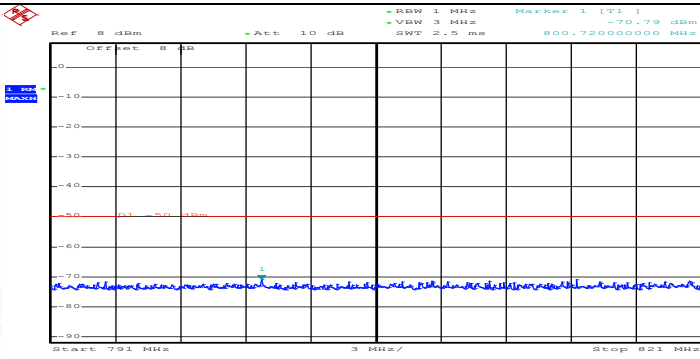
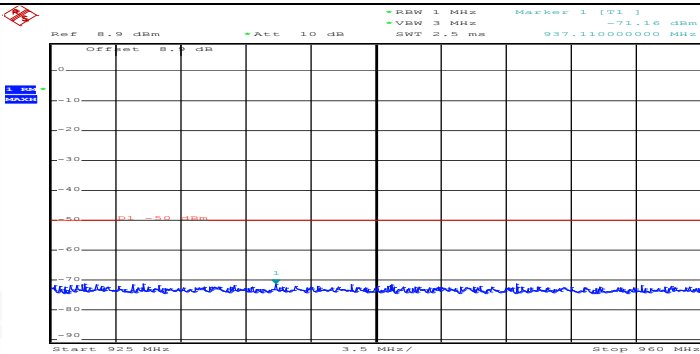
Co-existence	 <p>AAA Date: 21.OCT.2019 13:14:51</p>
Co-existence	 <p>AAA Date: 21.OCT.2019 13:14:58</p>
Co-existence	 <p>AAA Date: 21.OCT.2019 13:15:05</p>

Co-existence	 <p>AAA Date: 21.OCT.2019 13:15:12</p>
Additional	NA

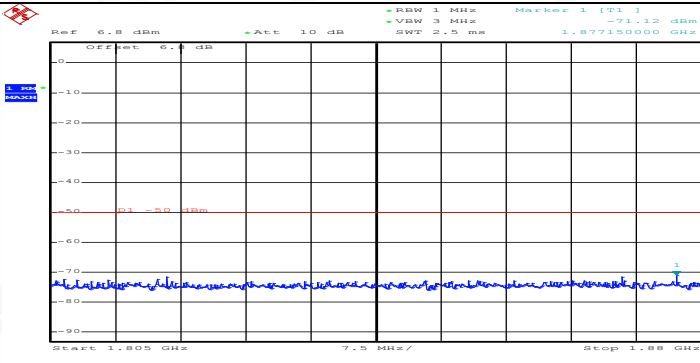
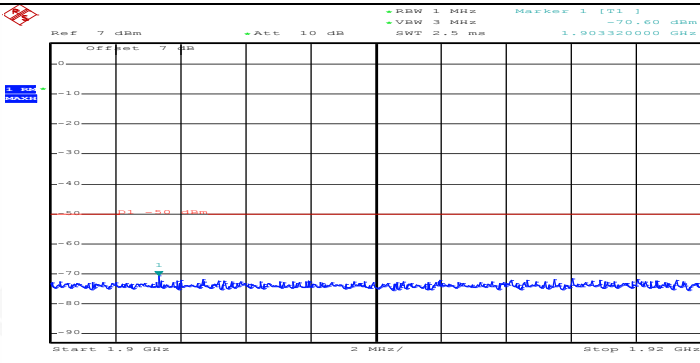
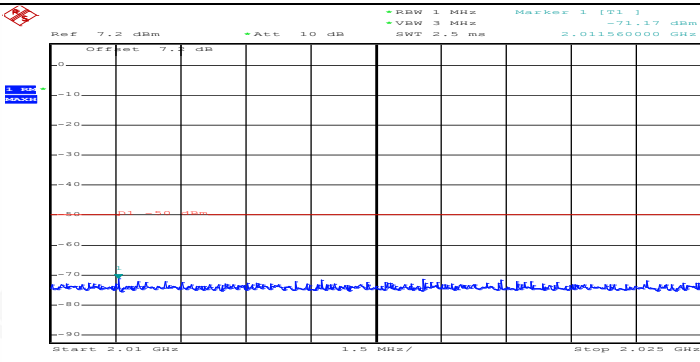
Channel Bandwidth=Lowest (5 MHz)_QPSK_LCH_FullIRB#0	
General	 <p>AAA Date: 21.OCT.2019 13:15:26</p>
General	 <p>AAA Date: 21.OCT.2019 13:15:38</p>

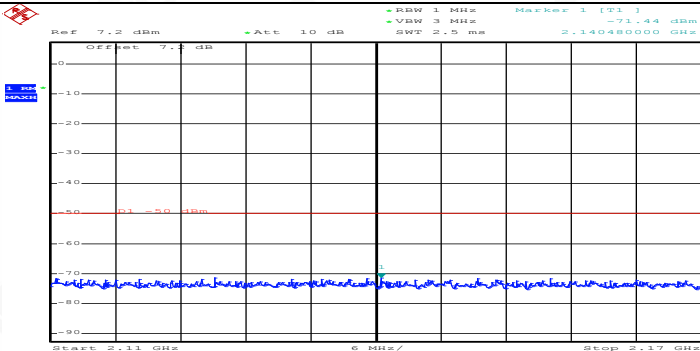
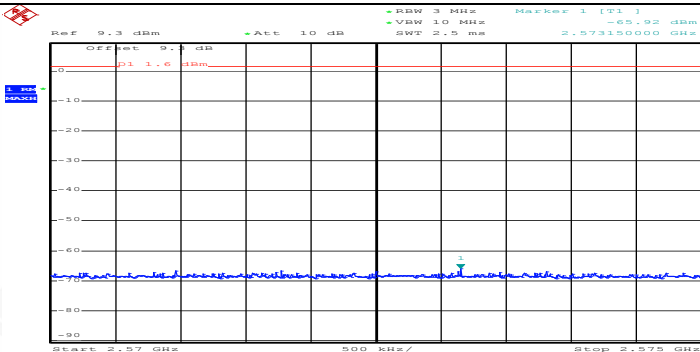
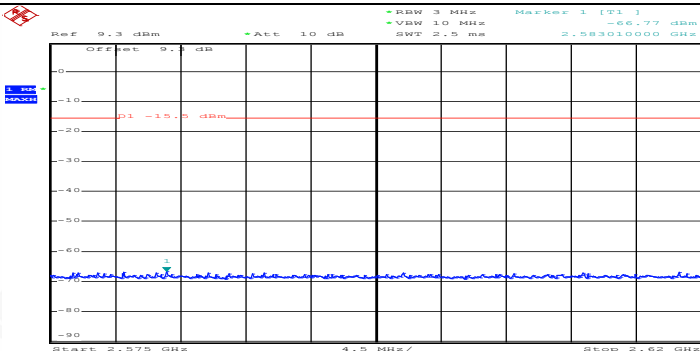
General	 <p>Ref 8.7 dBm Att 10 dB RBW 100 kHz VSW 300 kHz SWT 100 ms Marker 1 [T1] -72.69 dBm 497.54000000 MHz</p> <p>Start 30 MHz 97 MHz / Stop 1 GHz</p> <p>AAA Date: 21.OCT.2019 13:15:46</p>
General	 <p>Ref 7.9 dBm Att 10 dB RBW 1 MHz VSW 3 MHz SWT 10 ms Marker 1 [T1] -72.69 dBm 2.319897000 GHz</p> <p>Start 1 GHz 148.95 MHz / Stop 2.4895 GHz</p> <p>AAA Date: 21.OCT.2019 13:15:52</p>
General	 <p>Ref 9.3 dBm Att 10 dB RBW 1 MHz VSW 3 MHz SWT 50 ms Marker 1 [T1] -64.29 dBm 4.354030000 GHz</p> <p>Start 2.5155 GHz 248.45 MHz / Stop 5 GHz</p> <p>AAA Date: 21.OCT.2019 13:16:00</p>

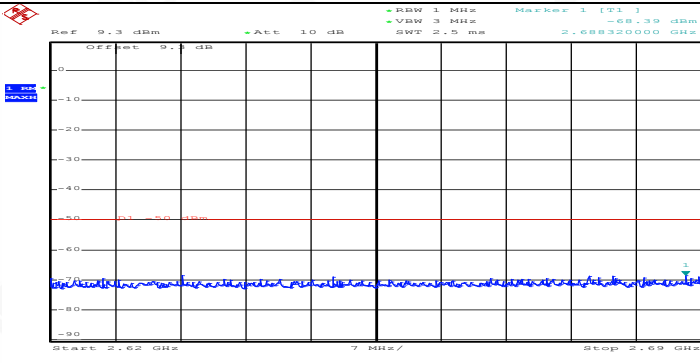
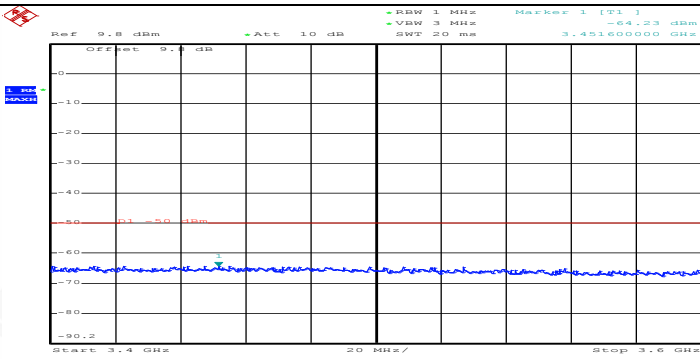
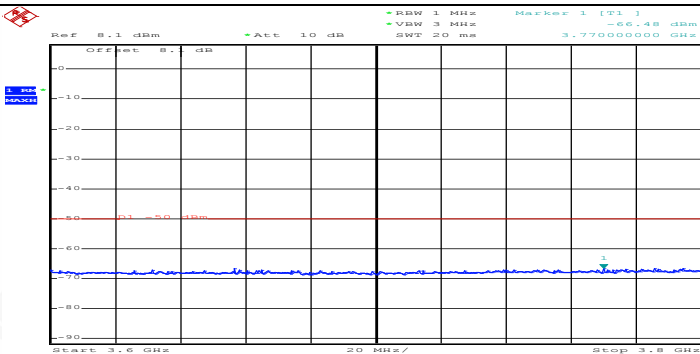


General	 <p>AAA Date: 21.OCT.2019 13:16:09</p>
Co-existence	 <p>AAA Date: 21.OCT.2019 13:16:16</p>
Co-existence	 <p>AAA Date: 21.OCT.2019 13:16:23</p>

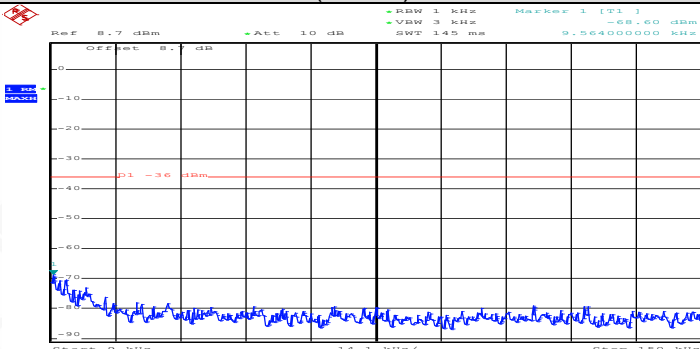
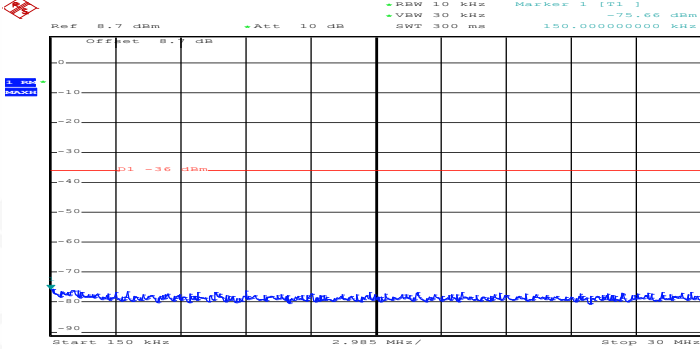
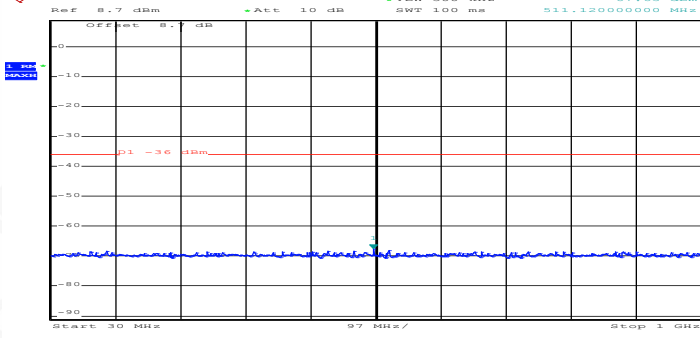


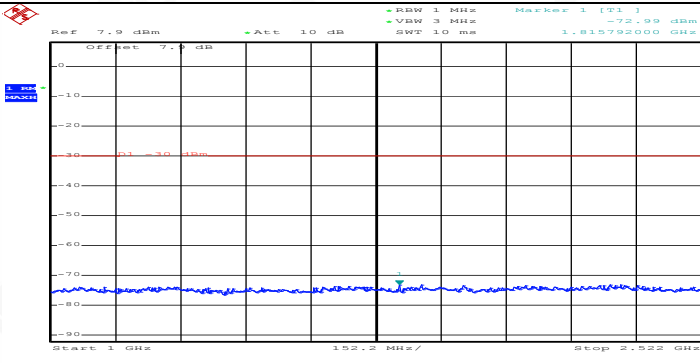
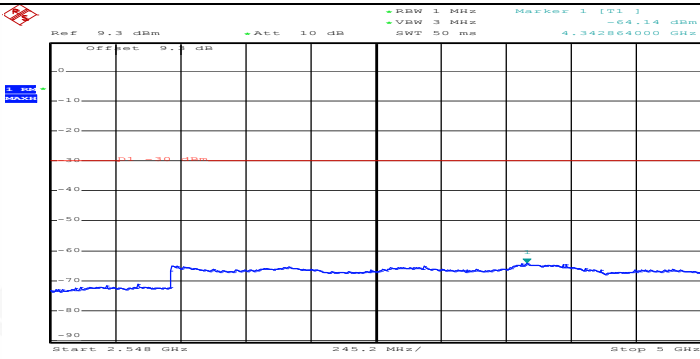
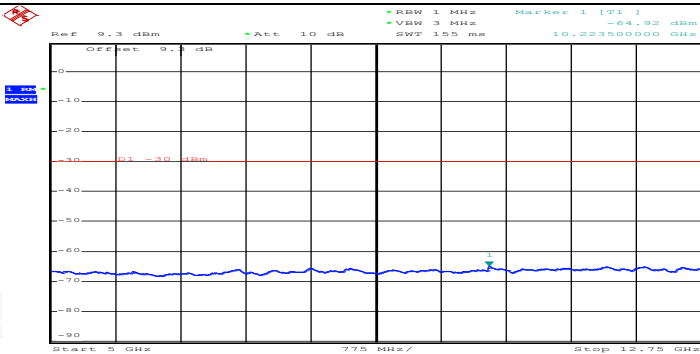
Co-existence	 <p>AAA Date: 21.OCT.2019 13:16:30</p>
Co-existence	 <p>AAA Date: 21.OCT.2019 13:16:36</p>
Co-existence	 <p>AAA Date: 21.OCT.2019 13:16:42</p>

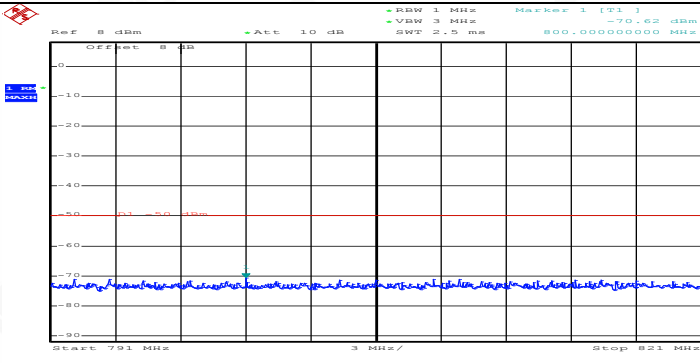
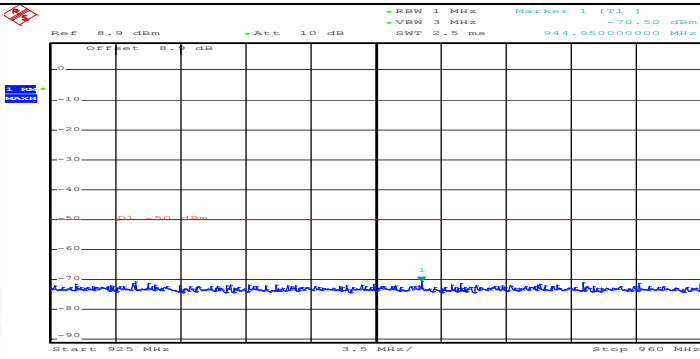
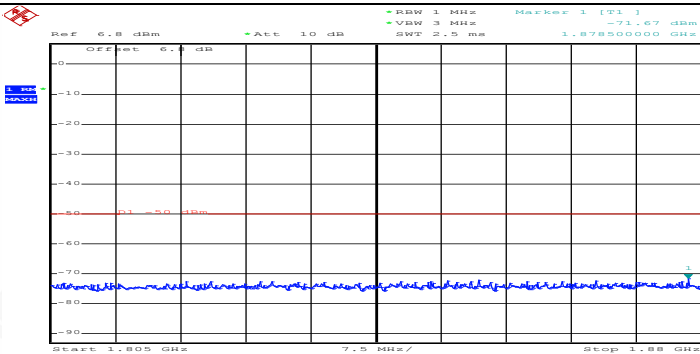
Co-existence	 <p>AAA Date: 21.OCT.2019 13:16:50</p>
Co-existence	 <p>AAA Date: 21.OCT.2019 13:16:56</p>
Co-existence	 <p>AAA Date: 21.OCT.2019 13:17:03</p>

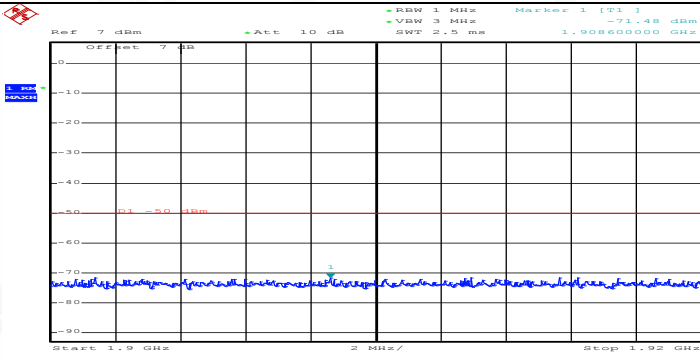
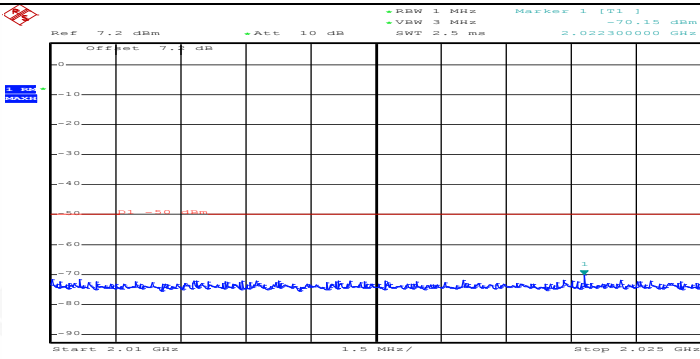
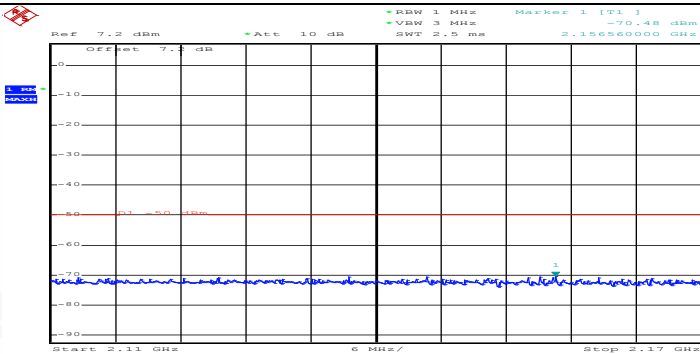
Co-existence	 <p>AAA Date: 21.OCT.2019 13:17:10</p>
Co-existence	 <p>AAA Date: 21.OCT.2019 13:17:24</p>
Co-existence	 <p>AAA Date: 21.OCT.2019 13:17:31</p>
Additional	NA



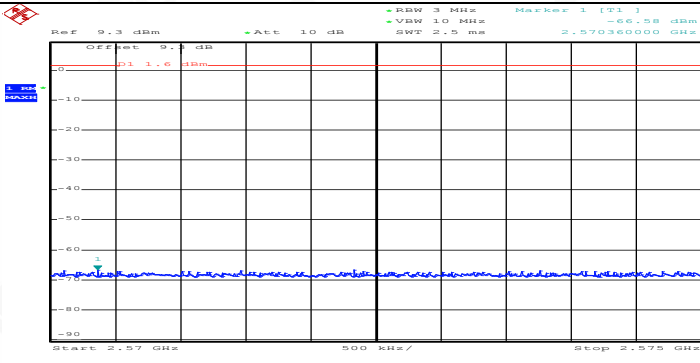
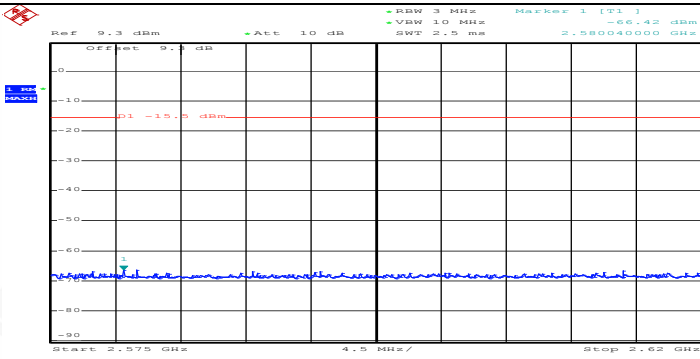
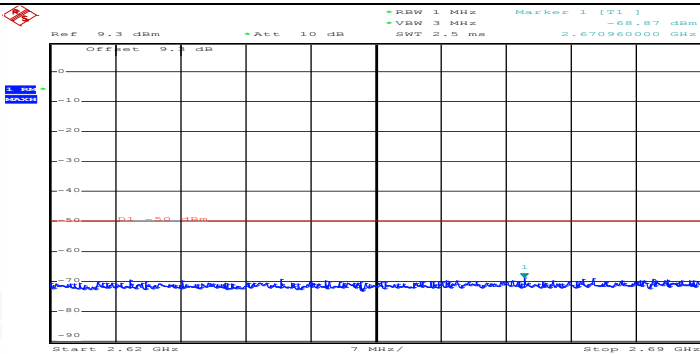
Channel Bandwidth=Lowest (5 MHz)_QPSK_MCH_1RB#0	
General	 <p>AAA Date: 21.OCT.2019 13:17:45</p>
General	 <p>AAA Date: 21.OCT.2019 13:17:57</p>
General	 <p>AAA Date: 21.OCT.2019 13:18:06</p>

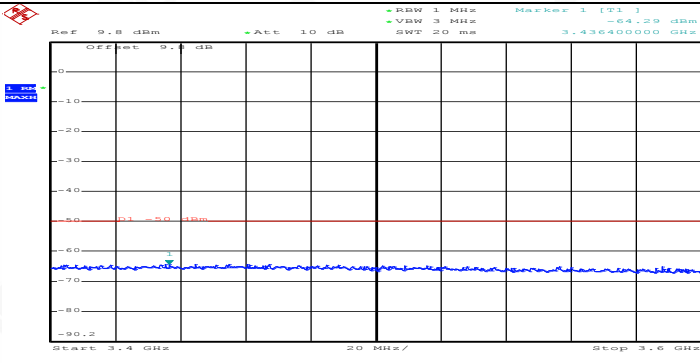
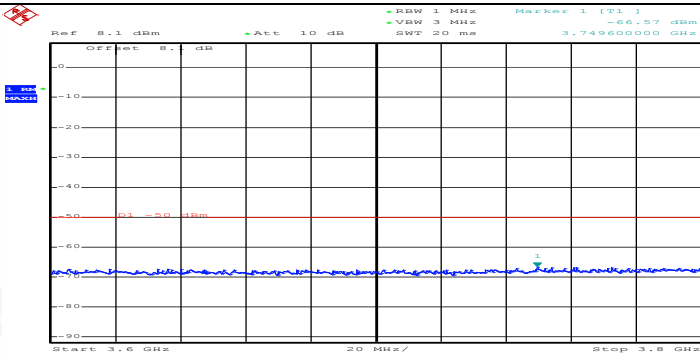
General	 <p>AAA Date: 21.OCT.2019 13:18:12</p>
General	 <p>AAA Date: 21.OCT.2019 13:18:19</p>
General	 <p>AAA Date: 21.OCT.2019 13:18:28</p>

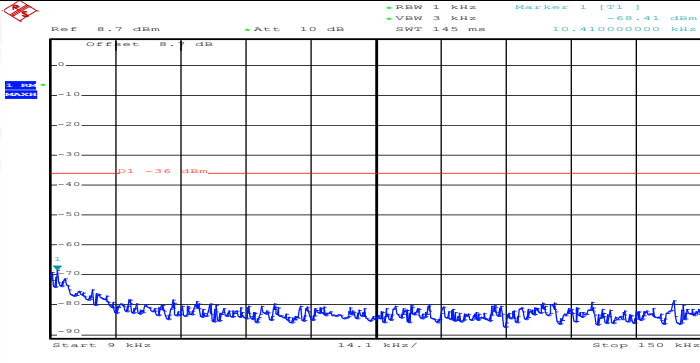
Co-existence	 <p>AAA Date: 21.OCT.2019 13:18:33</p>
Co-existence	 <p>AAA Date: 21.OCT.2019 13:18:40</p>
Co-existence	 <p>AAA Date: 21.OCT.2019 13:18:46</p>

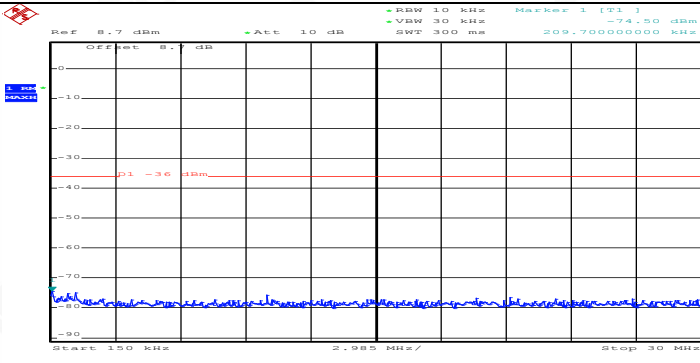
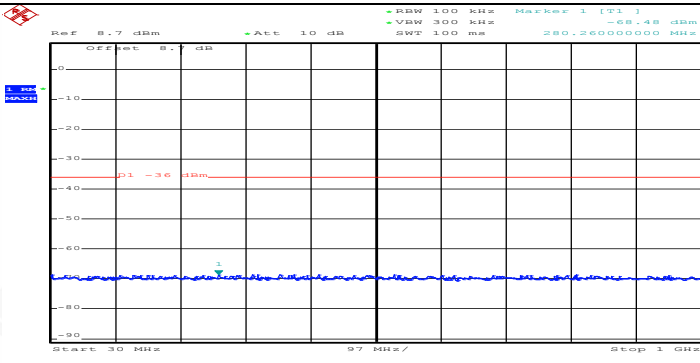
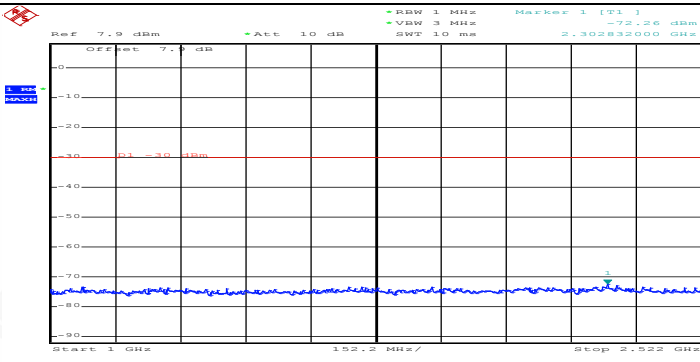
Co-existence	 <p>AAA Date: 21.OCT.2019 13:18:53</p>
Co-existence	 <p>AAA Date: 21.OCT.2019 13:18:59</p>
Co-existence	 <p>AAA Date: 21.OCT.2019 13:19:12</p>

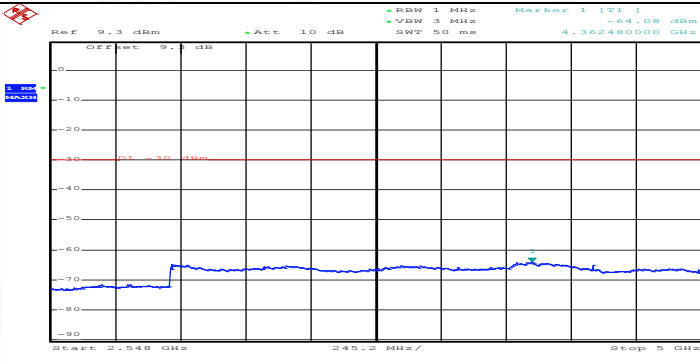
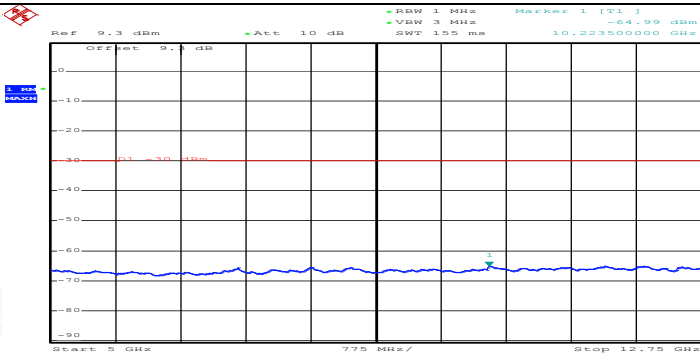
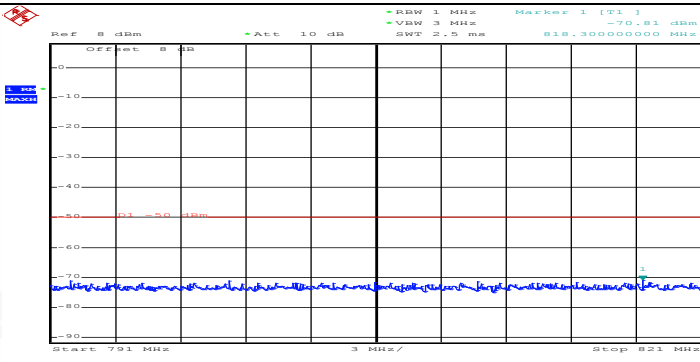


Co-existence	 <p>AAA Date: 21.OCT.2019 13:19:19</p>
Co-existence	 <p>AAA Date: 21.OCT.2019 13:19:26</p>
Co-existence	 <p>AAA Date: 21.OCT.2019 13:19:32</p>

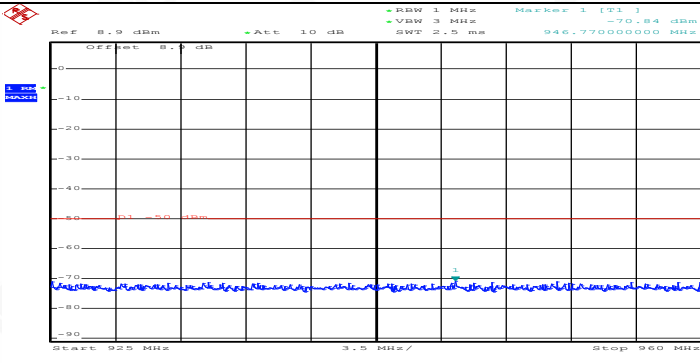
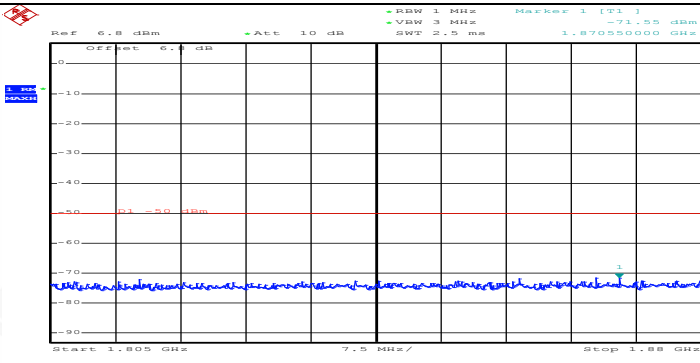
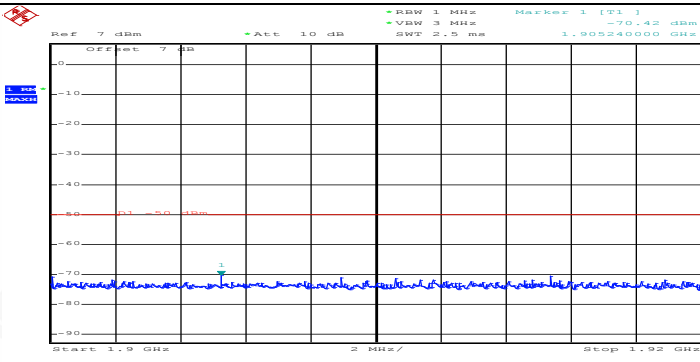
Co-existence	 <p>AAA Date: 21.OCT.2019 13:19:39</p>
Co-existence	 <p>AAA Date: 21.OCT.2019 13:19:54</p>
Additional	NA

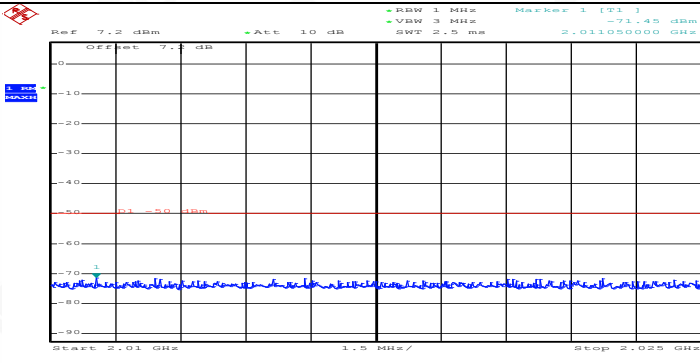
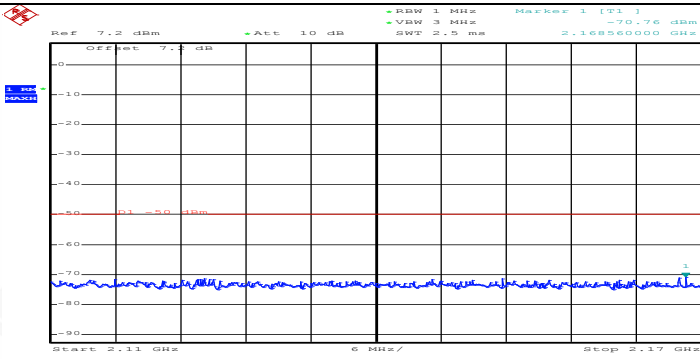
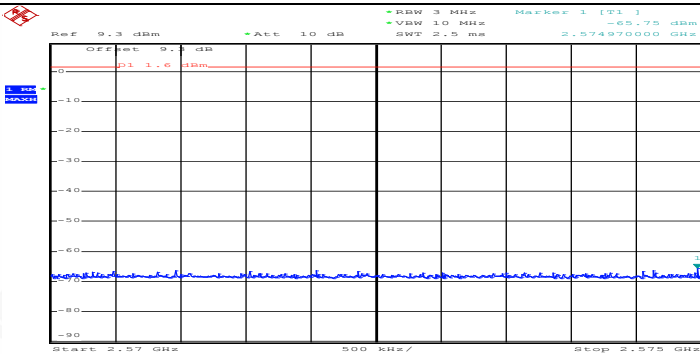
Channel Bandwidth=Lowest (5 MHz)_QPSK_MCH_1RB#max	
General	 <p>AAA Date: 21.OCT.2019 13:20:04</p>

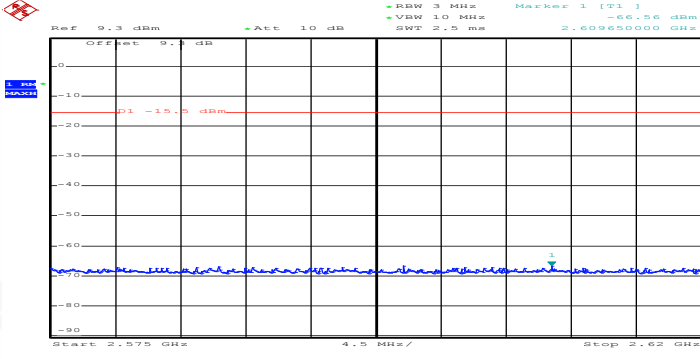
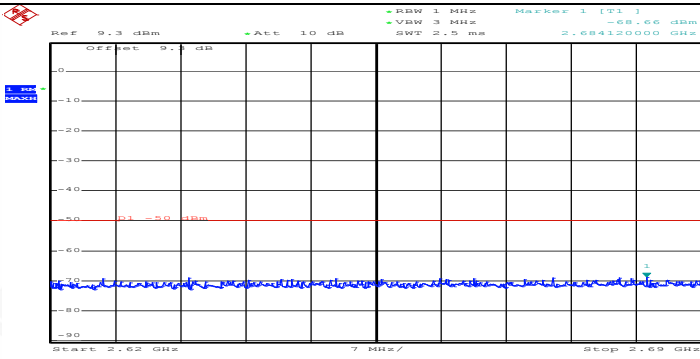
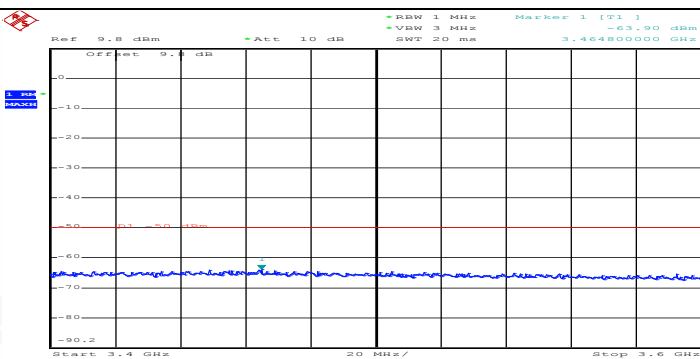
General	 <p>AAA Date: 21.OCT.2019 13:20:16</p>
General	 <p>AAA Date: 21.OCT.2019 13:20:25</p>
General	 <p>AAA Date: 21.OCT.2019 13:20:34</p>

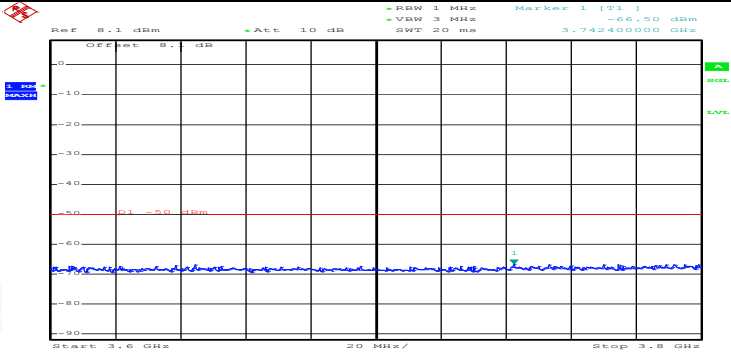
General	 <p>Ref: 9.3 dBm, Att: 10 dB, RBW: 1 MHz, VBW: 3 MHz, SWT: 20 ms, Marker 1: [T1] -64.08 dBm, 4.36248000 GHz</p> <p>Start: 2.548 GHz, 245.2 MHz/, Stop: 5 GHz</p> <p>AAA Date: 21.OCT.2019 13:20:41</p>
General	 <p>Ref: 9.3 dBm, Att: 10 dB, RBW: 1 MHz, VBW: 3 MHz, SWT: 125 ms, Marker 1: [T1] -64.99 dBm, 10.22350000 GHz</p> <p>Start: 5 GHz, 775 MHz/, Stop: 12.75 GHz</p> <p>AAA Date: 21.OCT.2019 13:20:49</p>
Co-existence	 <p>Ref: 8 dBm, Att: 10 dB, RBW: 1 MHz, VBW: 3 MHz, SWT: 2.5 ms, Marker 1: [T1] -70.81 dBm, 818.30000000 MHz</p> <p>Start: 791 MHz, 3 MHz/, Stop: 821 MHz</p> <p>AAA Date: 21.OCT.2019 13:20:55</p>

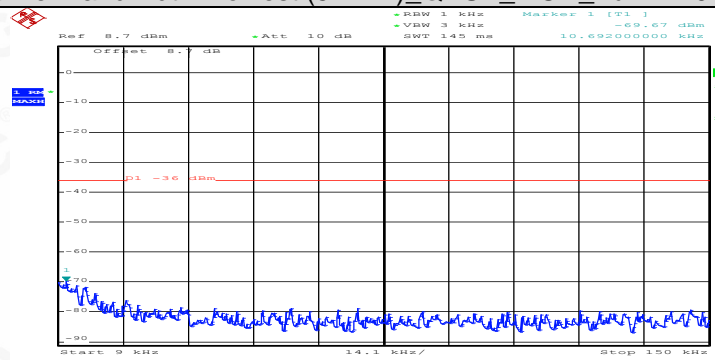
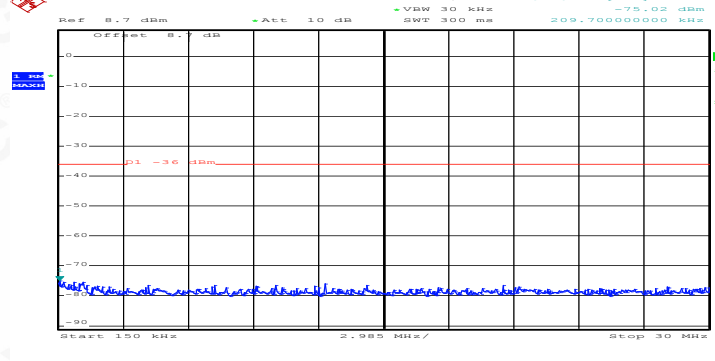


Co-existence	 <p>AAA Date: 21.OCT.2019 13:21:01</p>
Co-existence	 <p>AAA Date: 21.OCT.2019 13:21:06</p>
Co-existence	 <p>AAA Date: 21.OCT.2019 13:21:12</p>

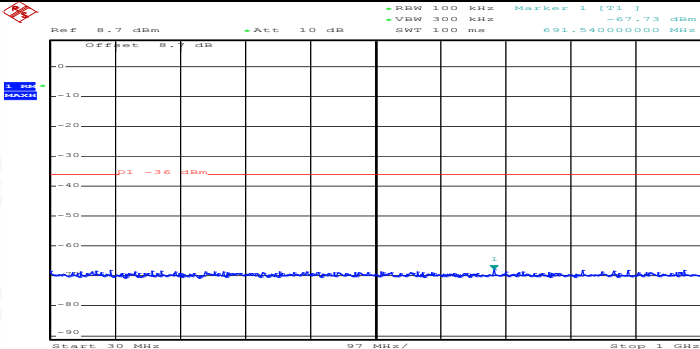
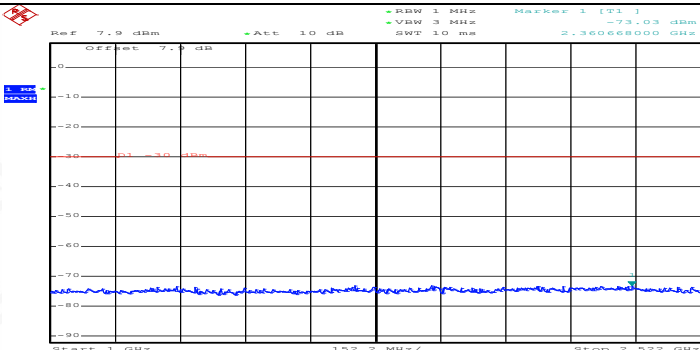
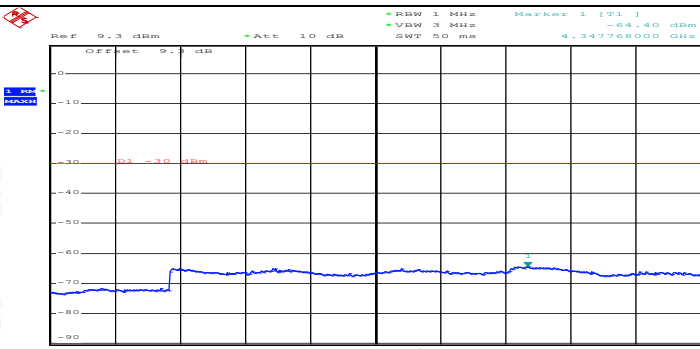
Co-existence	 <p>AAA Date: 21.OCT.2019 13:21:18</p>
Co-existence	 <p>AAA Date: 21.OCT.2019 13:21:23</p>
Co-existence	 <p>AAA Date: 21.OCT.2019 13:21:29</p>

Co-existence	 <p>AAA Date: 21.OCT.2019 13:21:35</p>
Co-existence	 <p>AAA Date: 21.OCT.2019 13:21:41</p>
Co-existence	 <p>AAA Date: 21.OCT.2019 13:21:46</p>

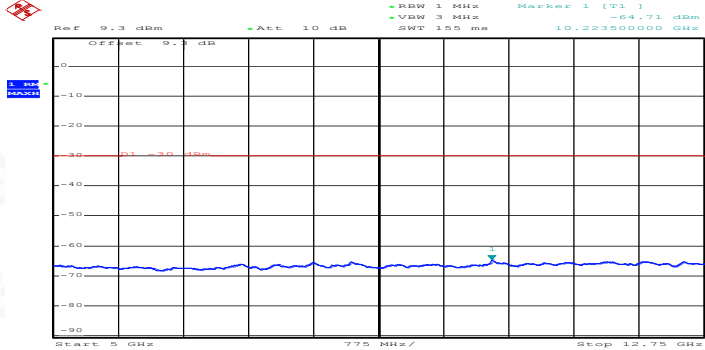
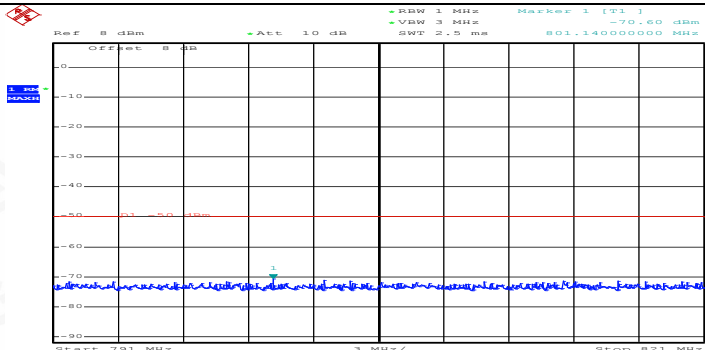
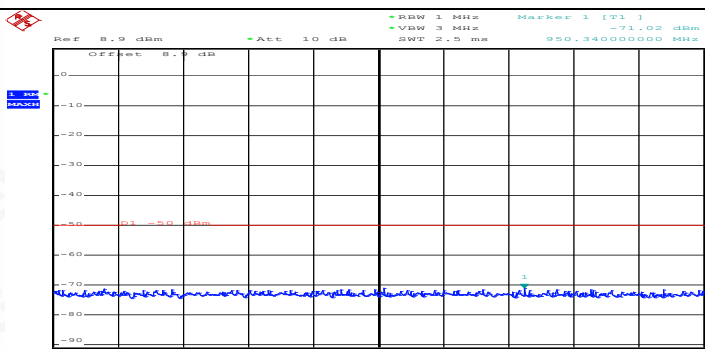
Co-existence	 <p>AAA Date: 21.OCT.2019 13:21:52</p>
Additional	NA

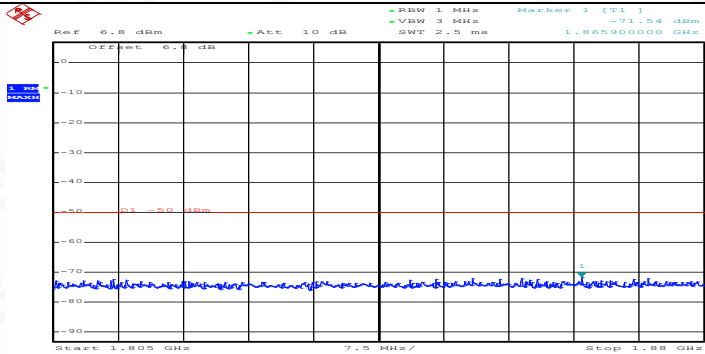
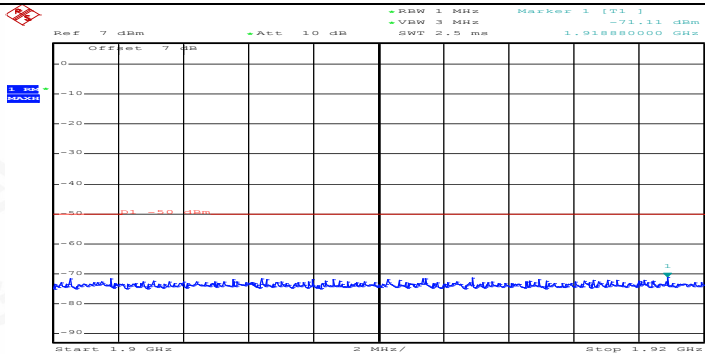
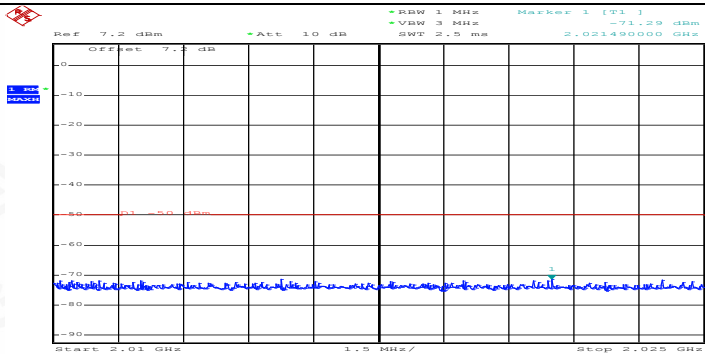
Channel Bandwidth=Lowest (5 MHz) QPSK_MCH_FullRB#0	
General	 <p>AAA Date: 21.OCT.2019 13:22:05</p>
General	 <p>AAA Date: 21.OCT.2019 13:22:16</p>

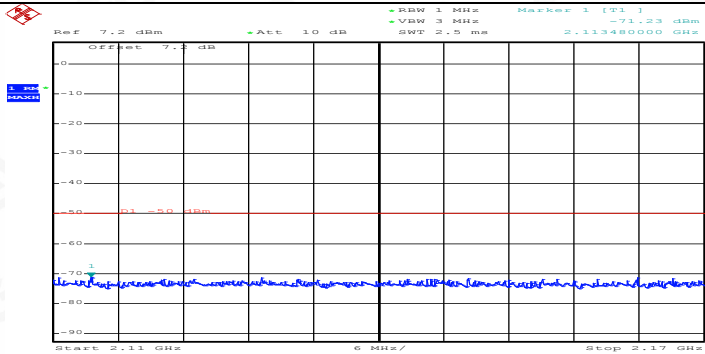
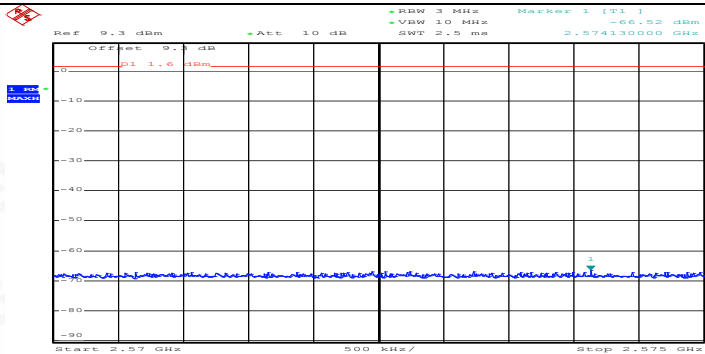
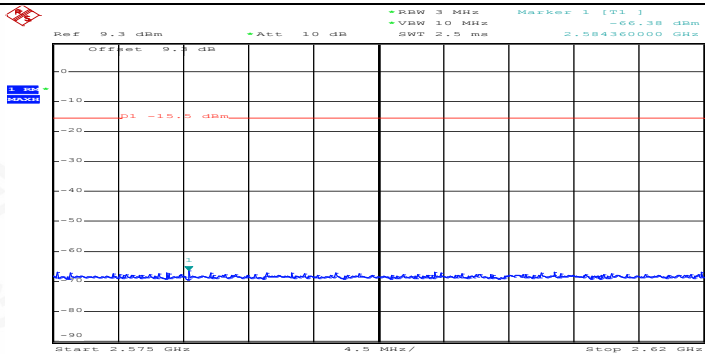


General	 <p>Ref: 8.7 dBm Att: 10 dB RBW: 100 kHz Marker: 1 [T1] -67.73 dBm VSW: 300 kHz SWT: 100 ms 691.54000000 MHz</p> <p>Offset: 6.7 dB</p> <p>Start: 30 MHz 97 MHz/ Stop: 1 GHz</p> <p>AAA Date: 21.OCT.2019 13:22:24</p>
General	 <p>Ref: 7.9 dBm Att: 10 dB RBW: 1 MHz Marker: 1 [T1] -73.03 dBm VSW: 3 MHz SWT: 10 ms 2.360668000 GHz</p> <p>Offset: 7.9 dB</p> <p>Start: 1 GHz 152.2 MHz/ Stop: 2.522 GHz</p> <p>AAA Date: 21.OCT.2019 13:22:29</p>
General	 <p>Ref: 9.3 dBm Att: 10 dB RBW: 1 MHz Marker: 1 [T1] -64.40 dBm VSW: 3 MHz SWT: 50 ms 4.347768000 GHz</p> <p>Offset: 9.3 dB</p> <p>Start: 2.548 GHz 245.2 MHz/ Stop: 5 GHz</p> <p>AAA Date: 21.OCT.2019 13:22:36</p>

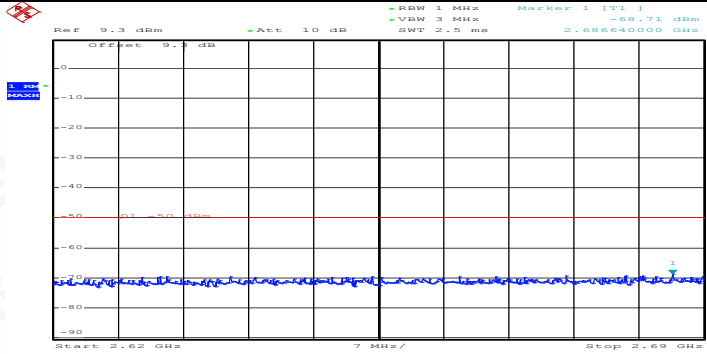
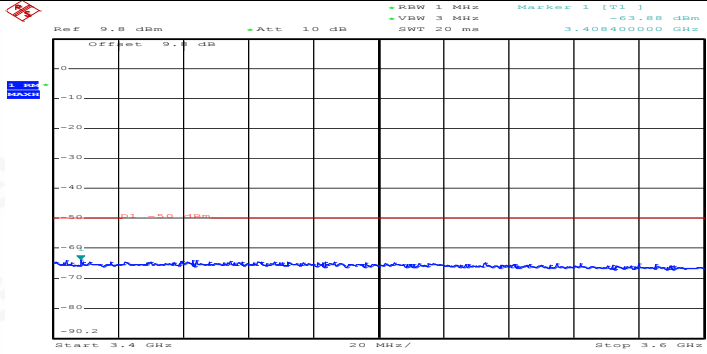
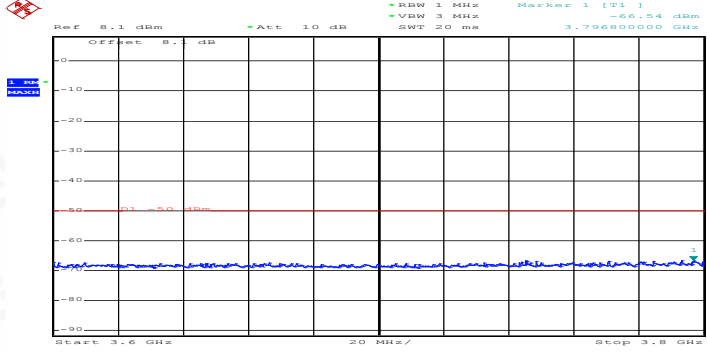


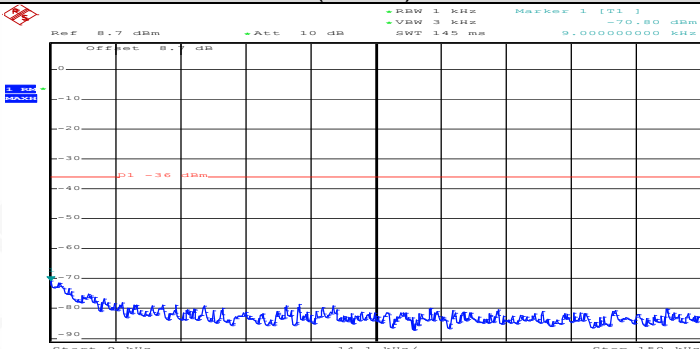
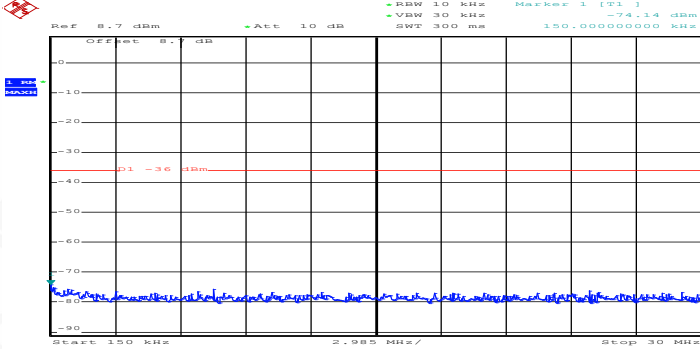
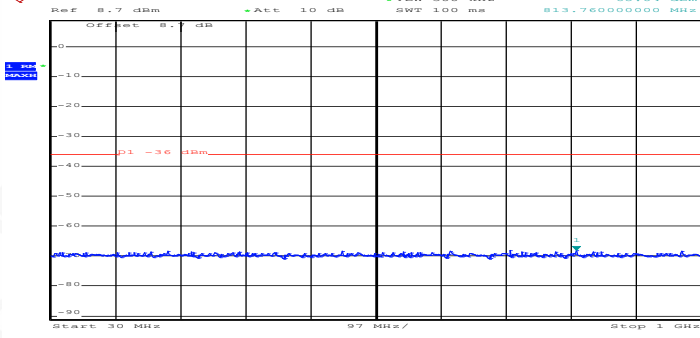
General	 <p>AAA Date: 21.OCT.2019 13:22:44</p>
Co-existence	 <p>AAA Date: 21.OCT.2019 13:22:50</p>
Co-existence	 <p>AAA Date: 21.OCT.2019 13:22:56</p>

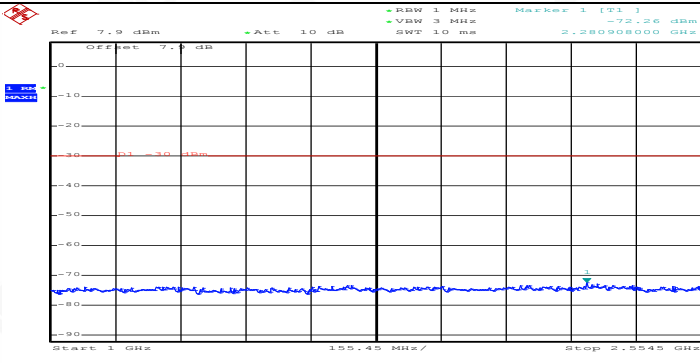
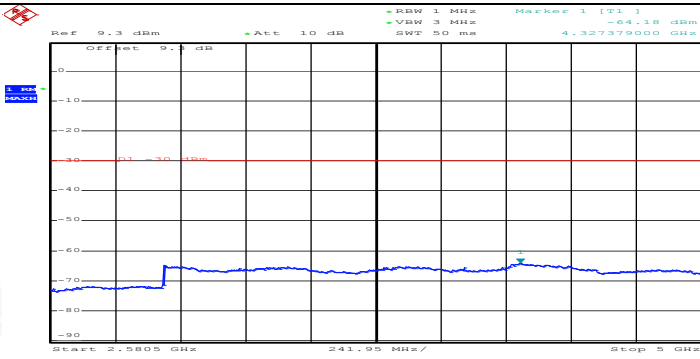
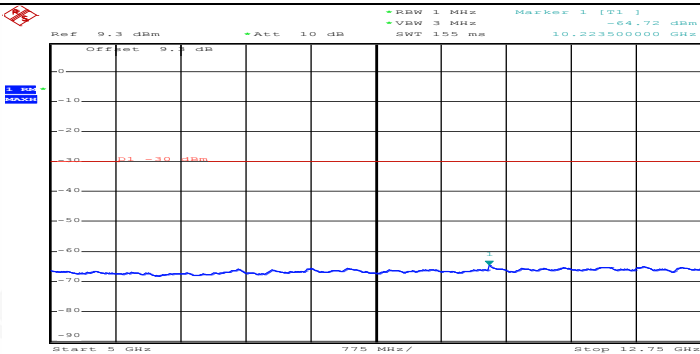
Co-existence	 <p>AAA Date: 21.OCT.2019 13:23:01</p>
Co-existence	 <p>AAA Date: 21.OCT.2019 13:23:07</p>
Co-existence	 <p>AAA Date: 21.OCT.2019 13:23:13</p>

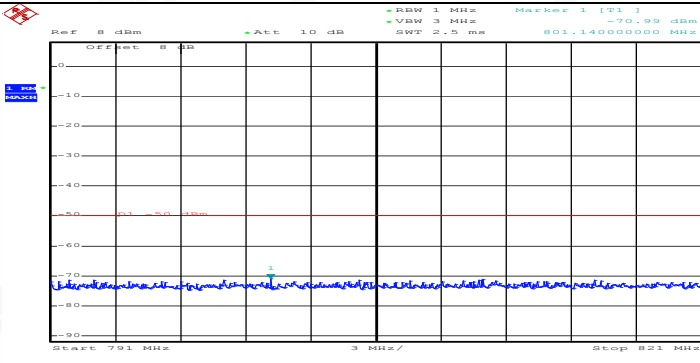
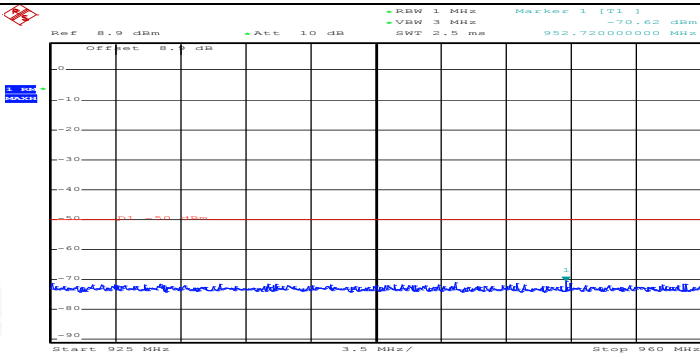
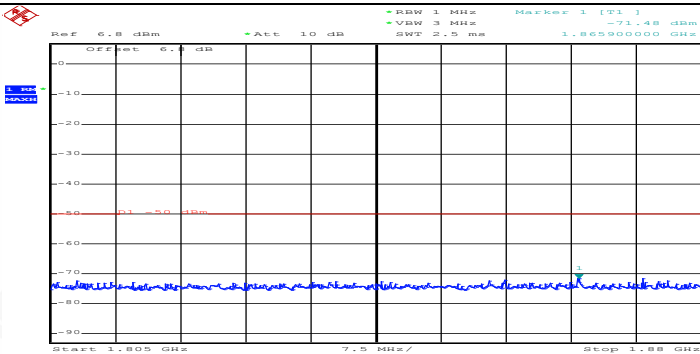
Co-existence	 <p>AAA Date: 21.OCT.2019 13:23:18</p>
Co-existence	 <p>AAA Date: 21.OCT.2019 13:23:24</p>
Co-existence	 <p>AAA Date: 21.OCT.2019 13:23:30</p>



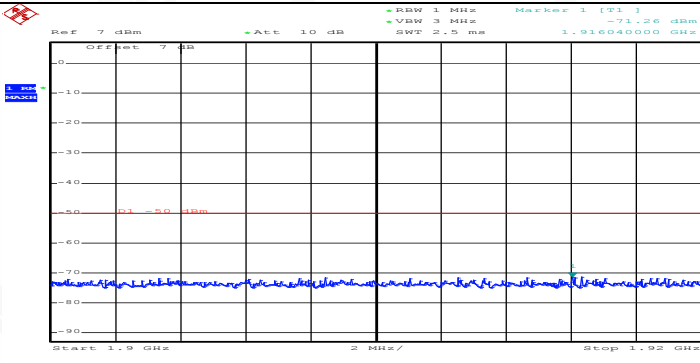
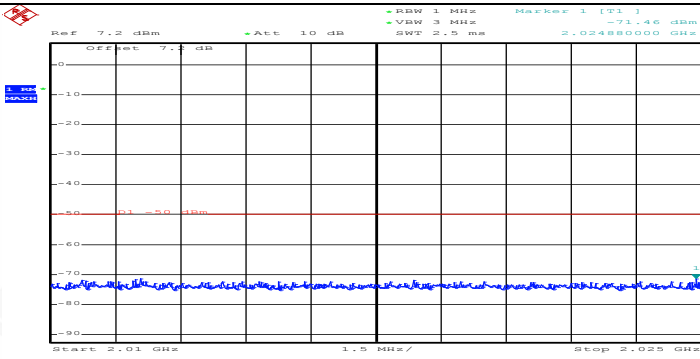
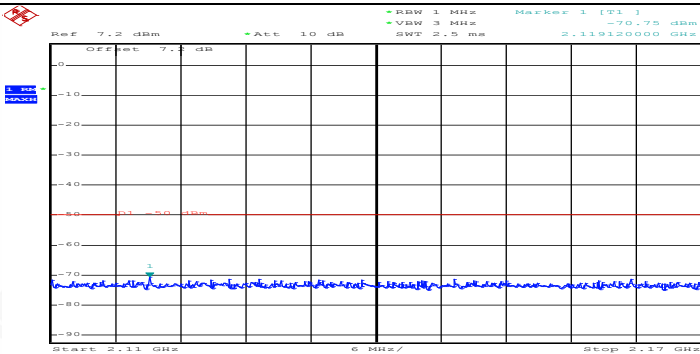
Co-existence	 <p>AAA Date: 21.OCT.2019 13:23:35</p>
Co-existence	 <p>AAA Date: 21.OCT.2019 13:23:41</p>
Co-existence	 <p>AAA Date: 21.OCT.2019 13:23:47</p>
Additional	NA

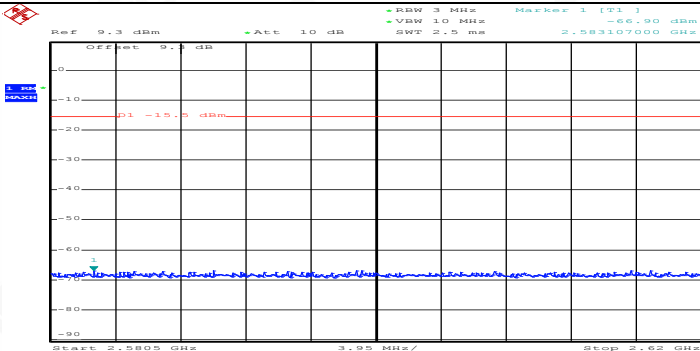
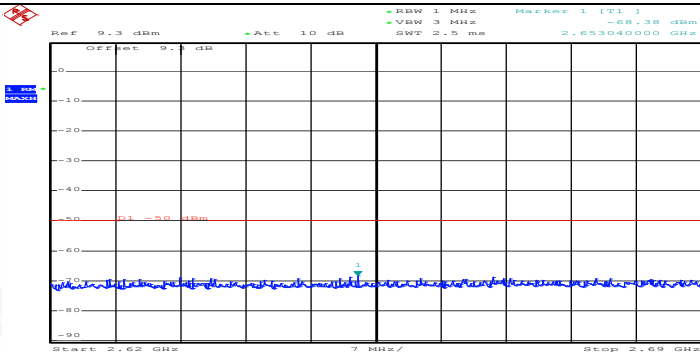
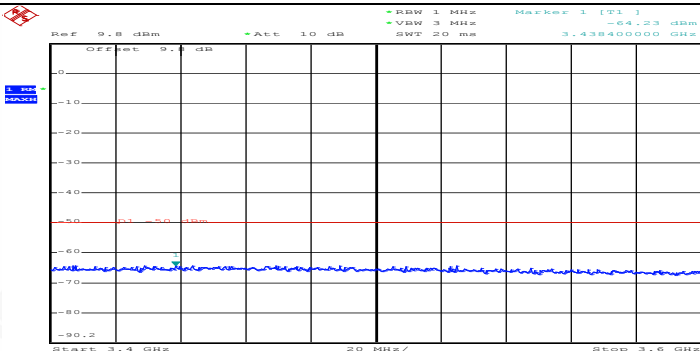
Channel Bandwidth=Lowest (5 MHz)_QPSK_HCH_1RB#0	
General	 <p>Ref: 8.7 dBm Att: 10 dB RBW: 1 kHz VBW: 3 kHz SWT: 145 ms Marker 1: [T1] -70.80 dBm 2.00000000 kHz</p> <p>Start: 9 kHz Stop: 150 kHz</p> <p>AAA Date: 21.OCT.2019 13:24:00</p>
General	 <p>Ref: 8.7 dBm Att: 10 dB RBW: 10 kHz VBW: 30 kHz SWT: 300 ms Marker 1: [T1] -74.14 dBm 150.00000000 kHz</p> <p>Start: 150 kHz Stop: 30 MHz</p> <p>AAA Date: 21.OCT.2019 13:24:11</p>
General	 <p>Ref: 8.7 dBm Att: 10 dB RBW: 100 kHz VBW: 300 kHz SWT: 100 ms Marker 1: [T1] -68.04 dBm 813.76000000 MHz</p> <p>Start: 30 MHz Stop: 1 GHz</p> <p>AAA Date: 21.OCT.2019 13:24:18</p>

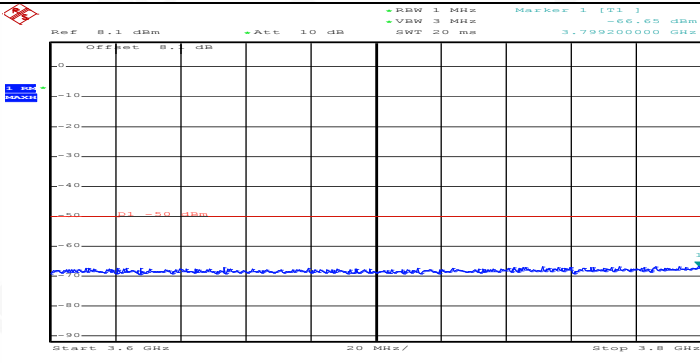
General	 <p>AAA Date: 21.OCT.2019 13:24:24</p>
General	 <p>AAA Date: 21.OCT.2019 13:24:31</p>
General	 <p>AAA Date: 21.OCT.2019 13:24:39</p>

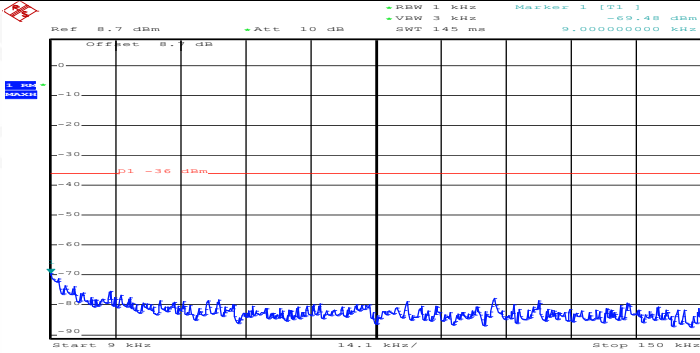
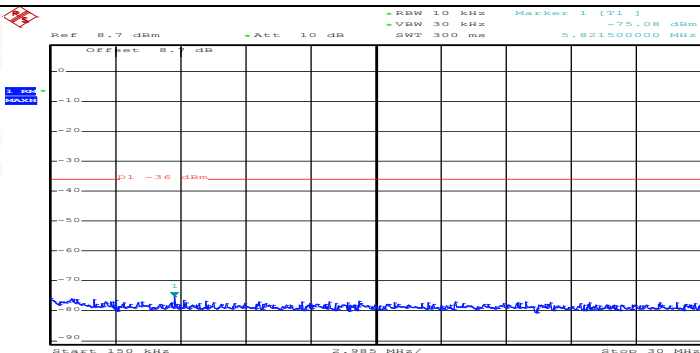
Co-existence	 <p>AAA Date: 21.OCT.2019 13:24:45</p>
Co-existence	 <p>AAA Date: 21.OCT.2019 13:24:50</p>
Co-existence	 <p>AAA Date: 21.OCT.2019 13:24:56</p>

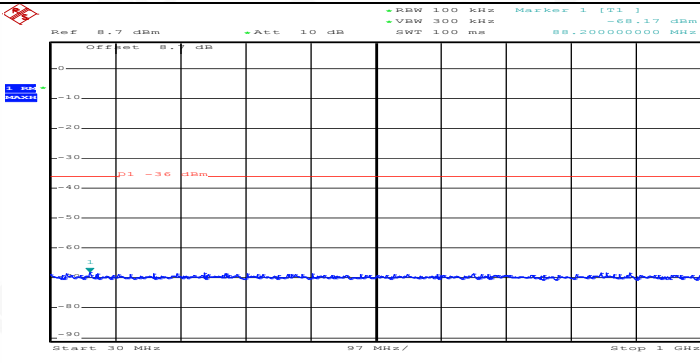
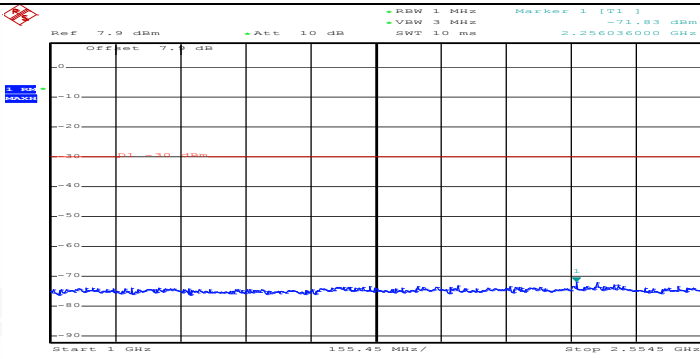
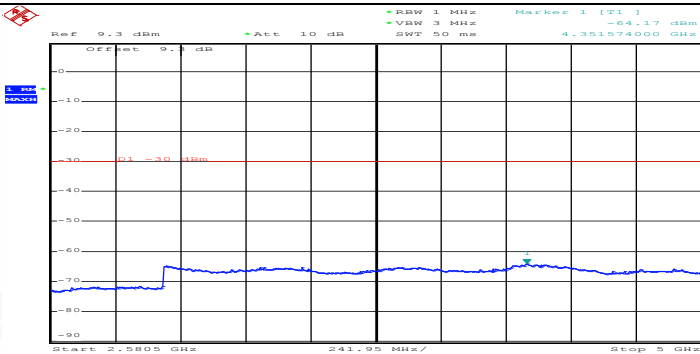


Co-existence	 <p>AAA Date: 21.OCT.2019 13:25:02</p>
Co-existence	 <p>AAA Date: 21.OCT.2019 13:25:07</p>
Co-existence	 <p>AAA Date: 21.OCT.2019 13:25:13</p>

Co-existence	 <p>AAA Date: 21.OCT.2019 13:25:19</p>
Co-existence	 <p>AAA Date: 21.OCT.2019 13:25:24</p>
Co-existence	 <p>AAA Date: 21.OCT.2019 13:25:30</p>

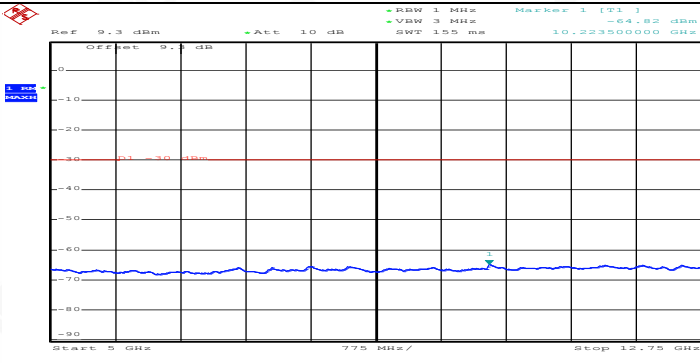
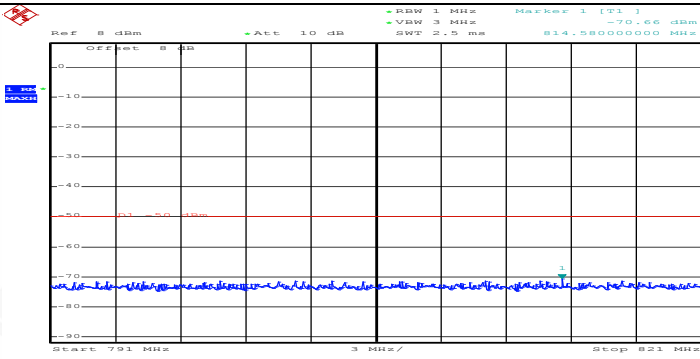
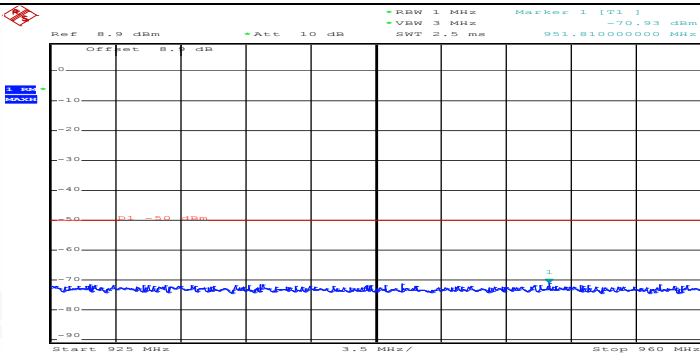
Co-existence	 <p>AAA Date: 21.OCT.2019 13:25:36</p>
Additional	NA

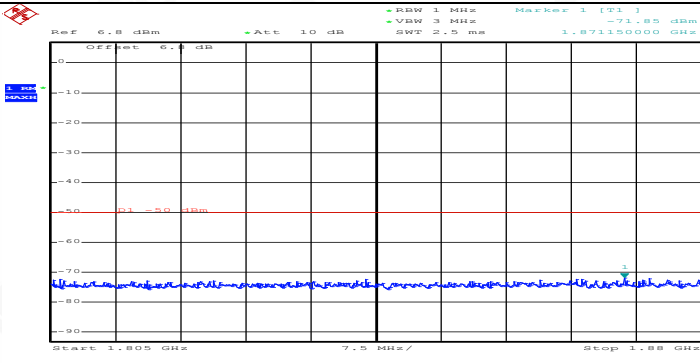
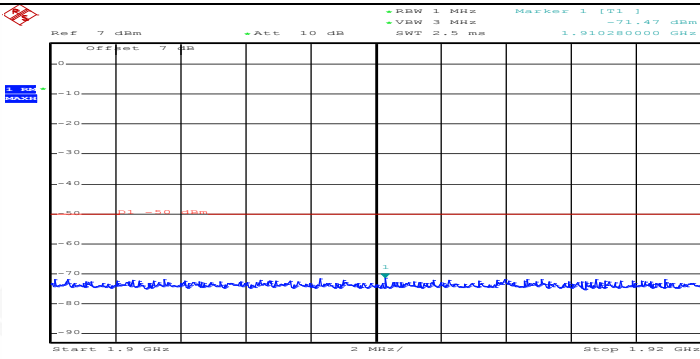
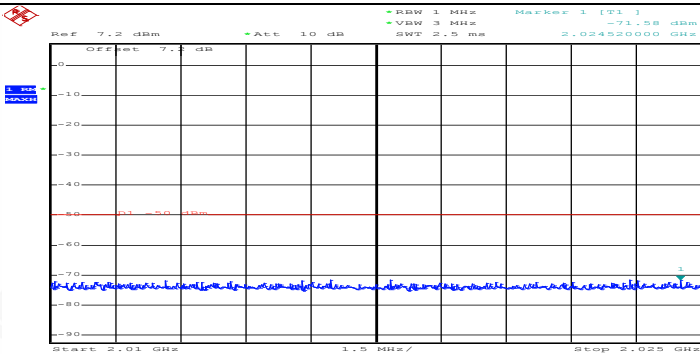
Channel Bandwidth=Lowest (5 MHz)_QPSK_HCH_1RB#max	
General	 <p>AAA Date: 21.OCT.2019 13:25:45</p>
General	 <p>AAA Date: 21.OCT.2019 13:25:56</p>

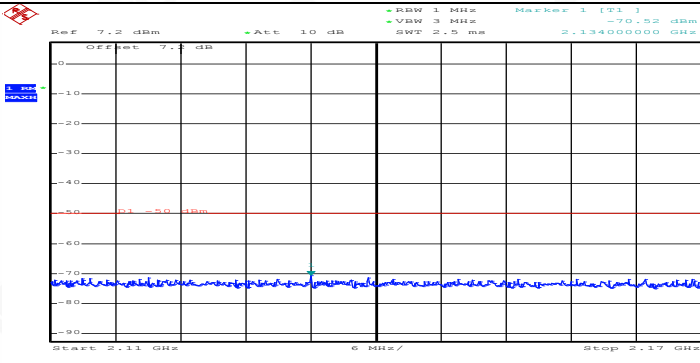
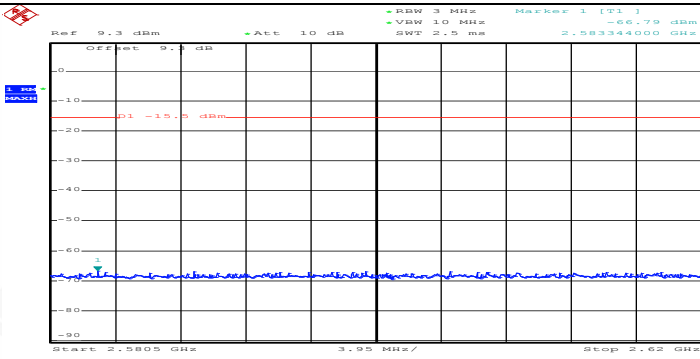
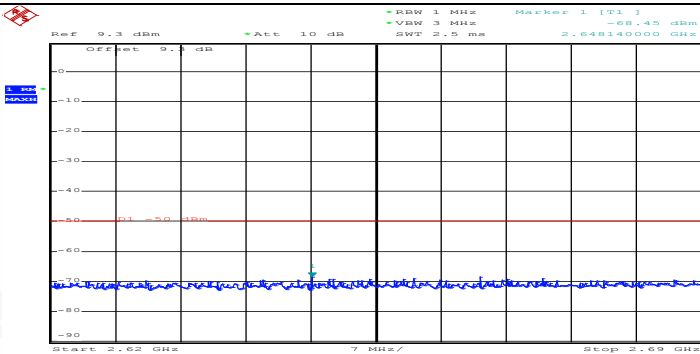
General	 <p>Ref: 8.7 dBm Att: 10 dB RBW: 100 kHz Marker 1 (T1): -68.17 dBm VSW: 300 kHz SWT: 100 ms RB: 2000000000 MHz</p> <p>Start: 30 MHz 97 MHz/ Stop: 1 GHz</p> <p>AAA Date: 21.OCT.2019 13:26:03</p>
General	 <p>Ref: 7.9 dBm Att: 10 dB RBW: 1 MHz Marker 1 (T1): -71.83 dBm VSW: 3 MHz SWT: 10 ms 2.25603600 GHz</p> <p>Start: 1 GHz 155.45 MHz/ Stop: 2.5545 GHz</p> <p>AAA Date: 21.OCT.2019 13:26:09</p>
General	 <p>Ref: 9.3 dBm Att: 10 dB RBW: 1 MHz Marker 1 (T1): -64.17 dBm VSW: 3 MHz SWT: 50 ms 4.351574000 GHz</p> <p>Start: 2.5805 GHz 241.95 MHz/ Stop: 5 GHz</p> <p>AAA Date: 21.OCT.2019 13:26:16</p>

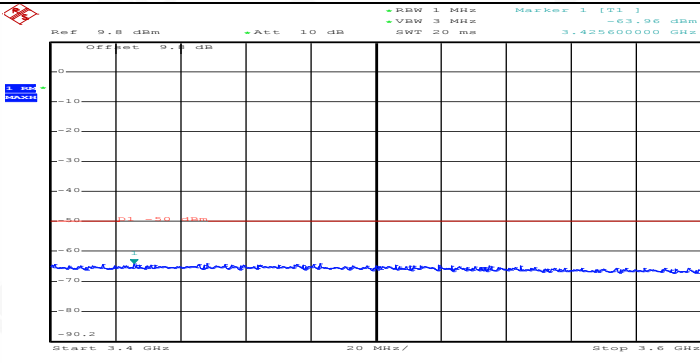
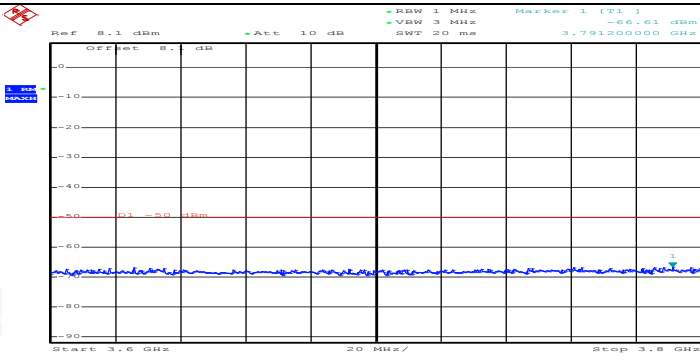


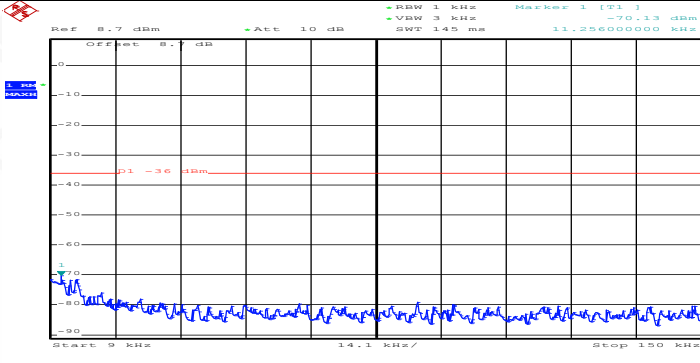


General	 <p>AAA Date: 21.OCT.2019 13:26:24</p>
Co-existence	 <p>AAA Date: 21.OCT.2019 13:26:30</p>
Co-existence	 <p>AAA Date: 21.OCT.2019 13:26:35</p>

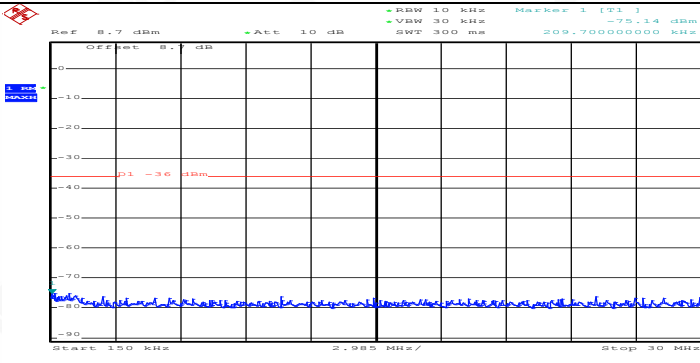
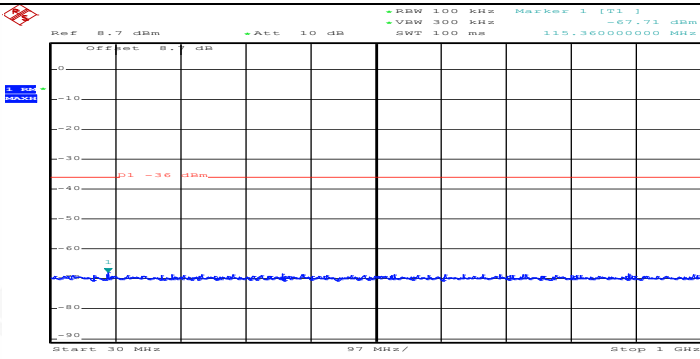
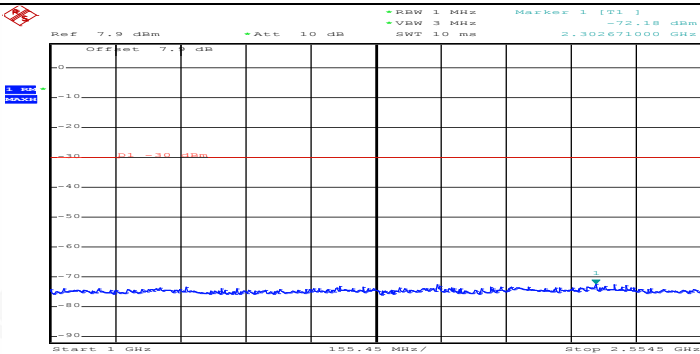
Co-existence	 <p>AAA Date: 21.OCT.2019 13:26:41</p>
Co-existence	 <p>AAA Date: 21.OCT.2019 13:26:47</p>
Co-existence	 <p>AAA Date: 21.OCT.2019 13:26:52</p>

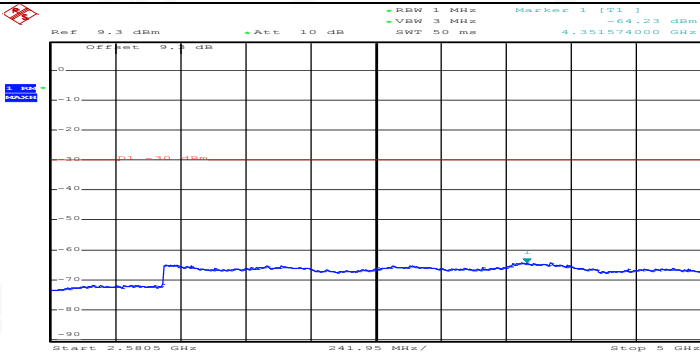
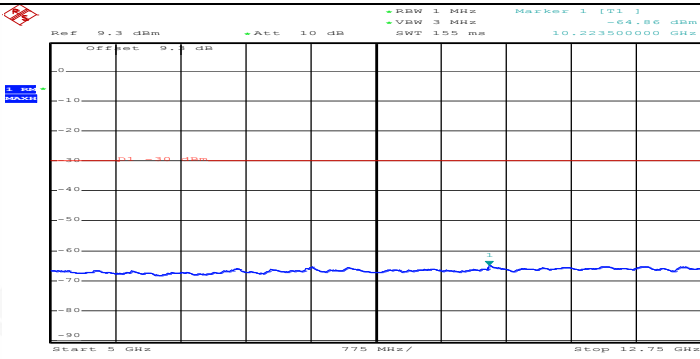
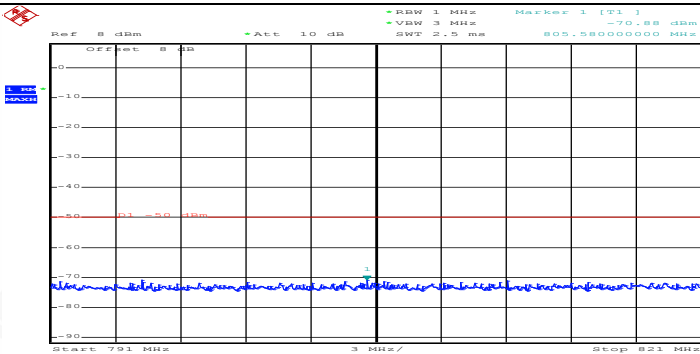
Co-existence	 <p>AAA Date: 21.OCT.2019 13:27:06</p>
Co-existence	 <p>AAA Date: 21.OCT.2019 13:27:12</p>
Co-existence	 <p>AAA Date: 21.OCT.2019 13:27:18</p>

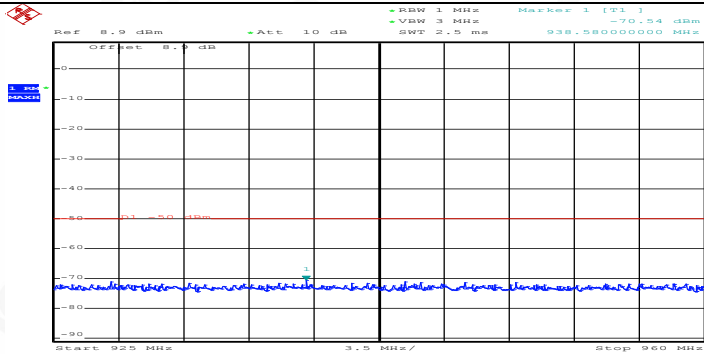
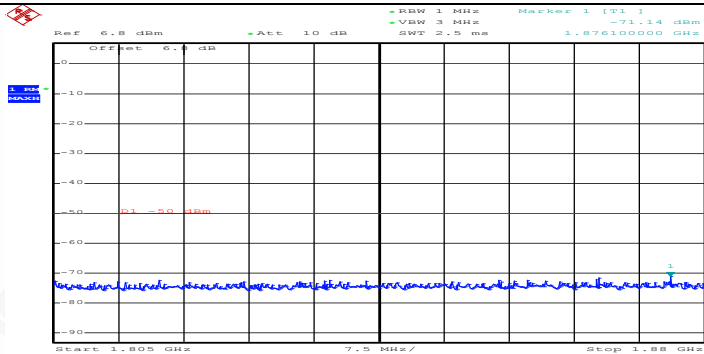
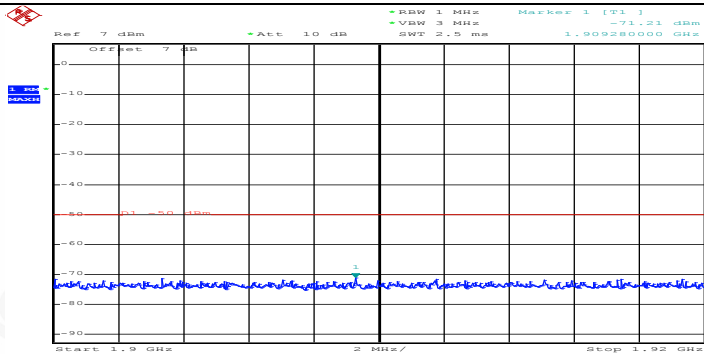
Co-existence	 <p>AAA Date: 21.OCT.2019 13:27:23</p>
Co-existence	 <p>AAA Date: 21.OCT.2019 13:27:29</p>
Additional	NA

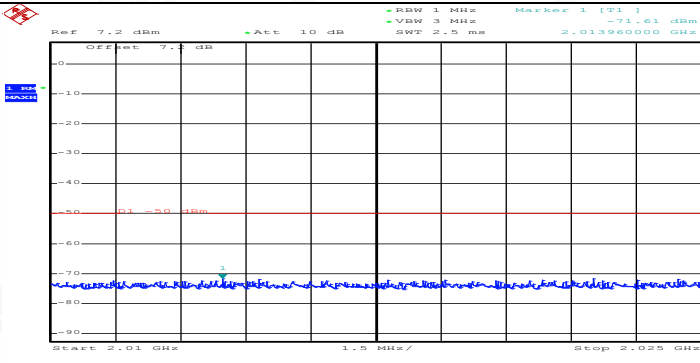
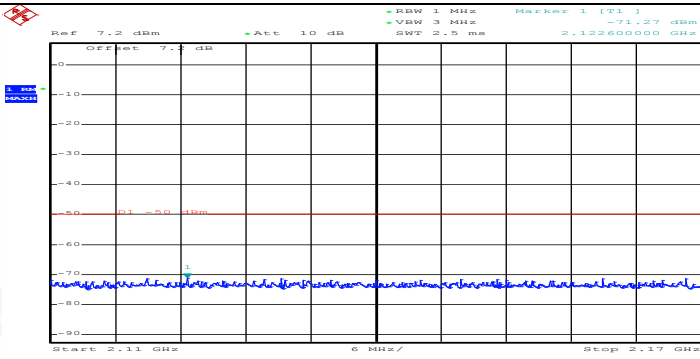
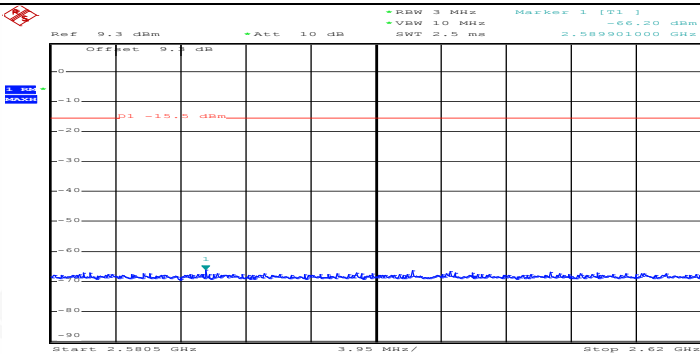
Channel Bandwidth=Lowest (5 MHz)_QPSK_HCH_FullRB#0	
General	 <p>AAA Date: 21.OCT.2019 13:27:42</p>



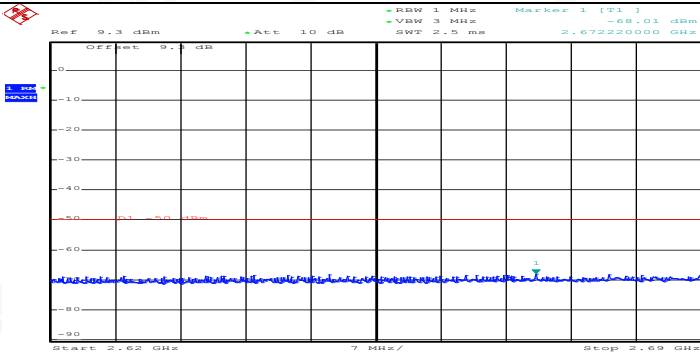
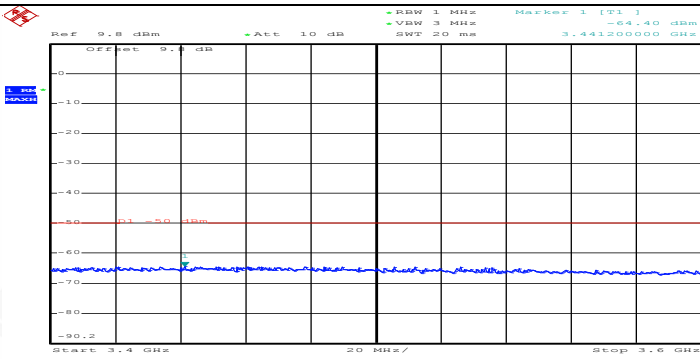
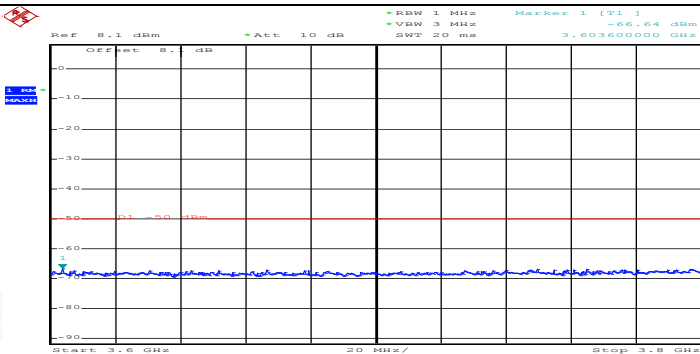
General	 <p>AAA Date: 21.OCT.2019 13:27:53</p>
General	 <p>AAA Date: 21.OCT.2019 13:28:01</p>
General	 <p>AAA Date: 21.OCT.2019 13:28:07</p>

General	 <p>AAA Date: 21.OCT.2019 13:28:13</p>
General	 <p>AAA Date: 21.OCT.2019 13:28:22</p>
Co-existence	 <p>AAA Date: 21.OCT.2019 13:28:27</p>

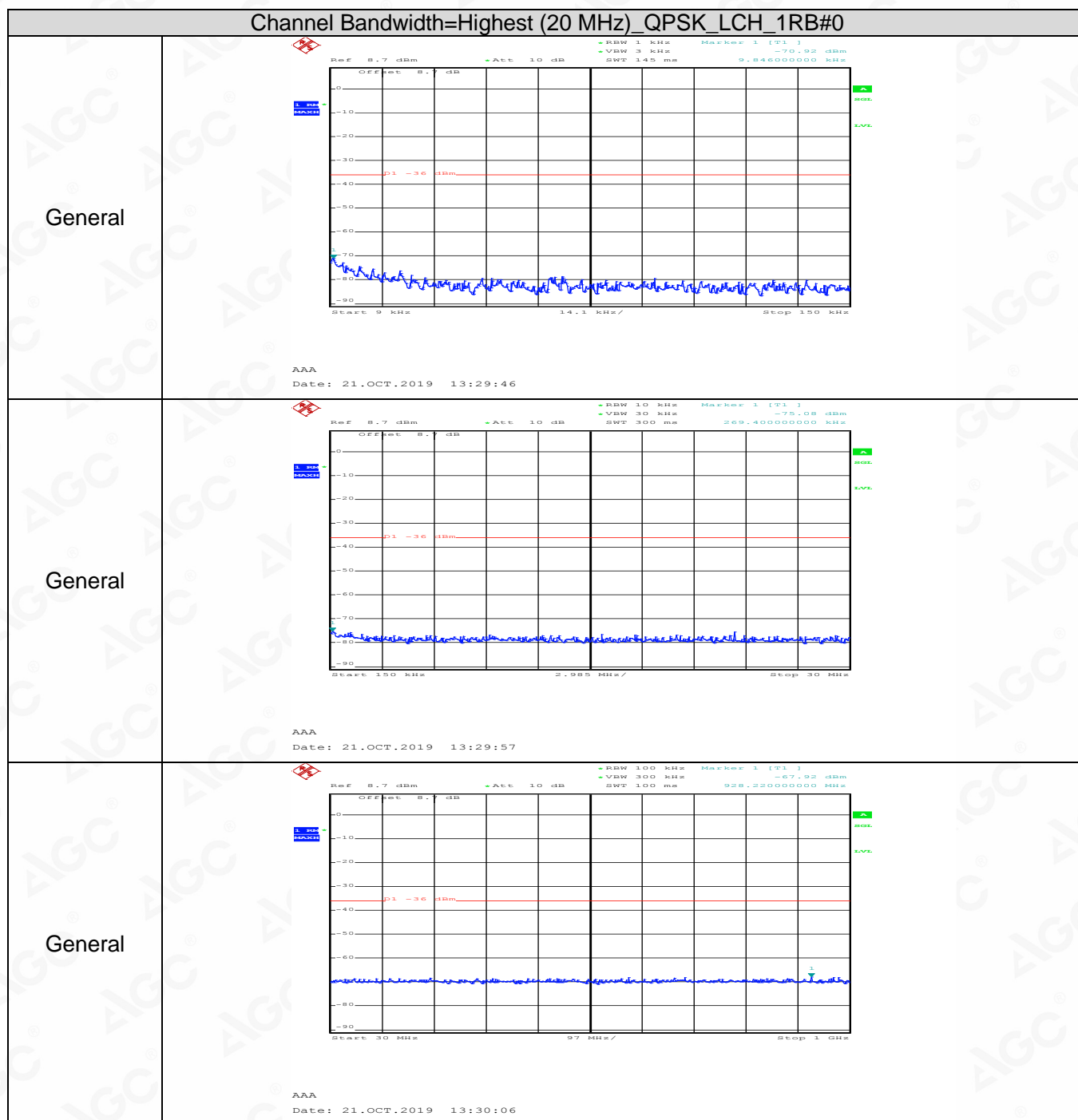
Co-existence	 <p>AAA Date: 21.OCT.2019 13:28:33</p>
Co-existence	 <p>AAA Date: 21.OCT.2019 13:28:39</p>
Co-existence	 <p>AAA Date: 21.OCT.2019 13:28:44</p>

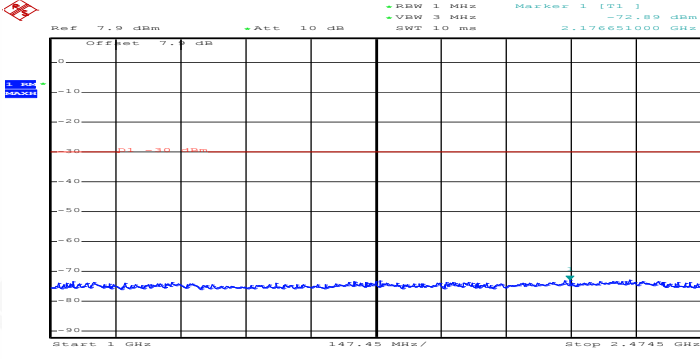
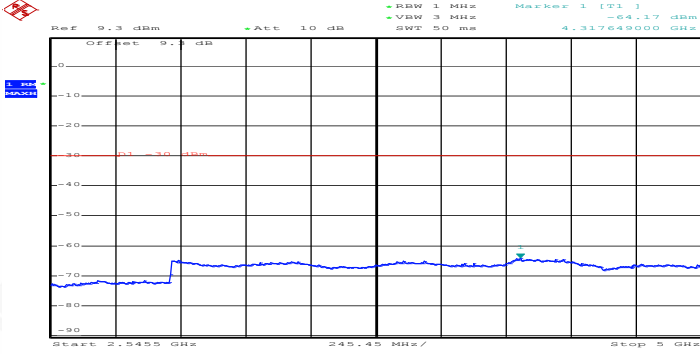
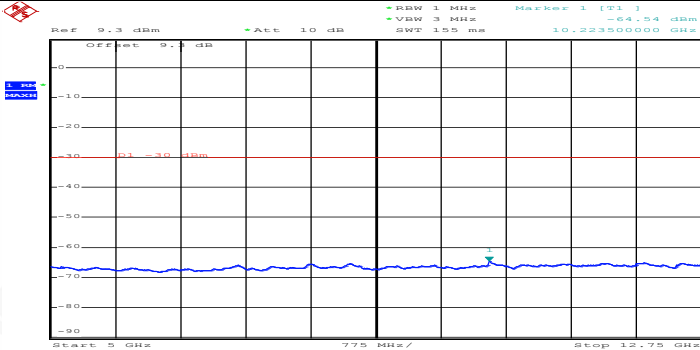
Co-existence	 <p>AAA Date: 21.OCT.2019 13:28:55</p>
Co-existence	 <p>AAA Date: 21.OCT.2019 13:29:00</p>
Co-existence	 <p>AAA Date: 21.OCT.2019 13:29:06</p>



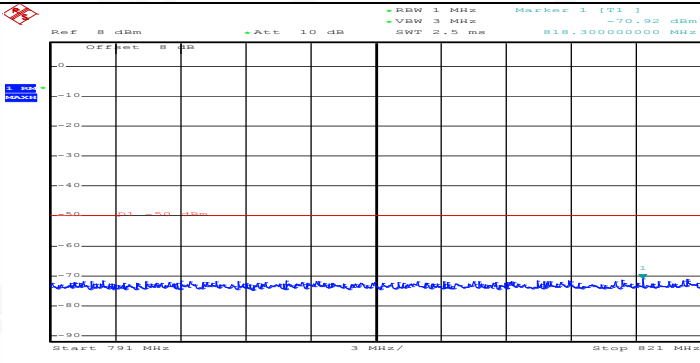
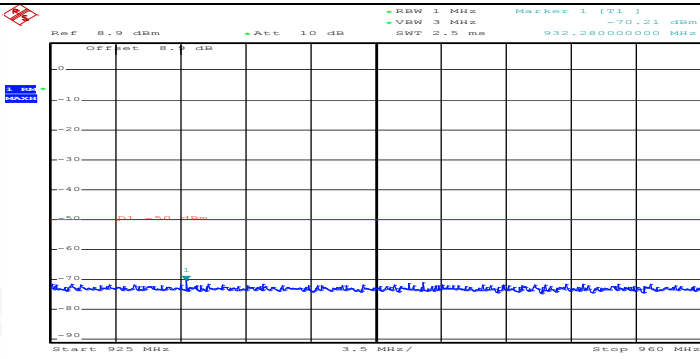
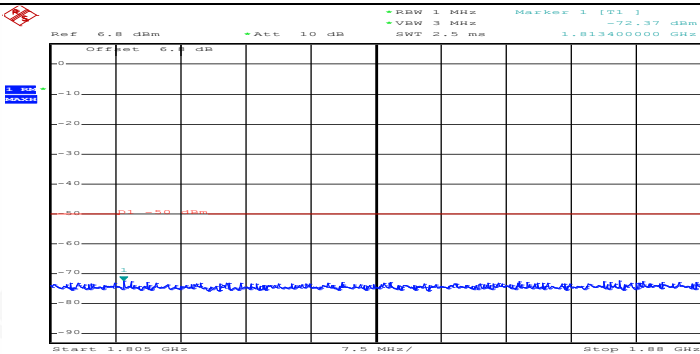
Co-existence	 <p>AAA Date: 21.OCT.2019 13:29:20</p>
Co-existence	 <p>AAA Date: 21.OCT.2019 13:29:26</p>
Co-existence	 <p>AAA Date: 21.OCT.2019 13:29:32</p>
Additional	NA

Channel Bandwidth= (20 MHz)

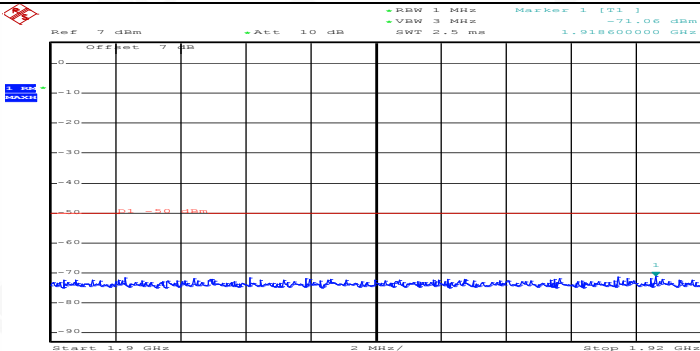
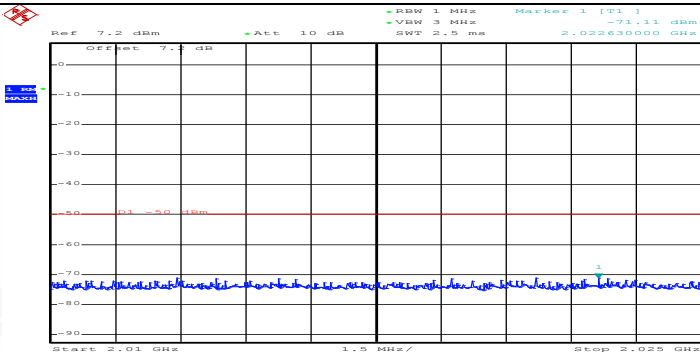
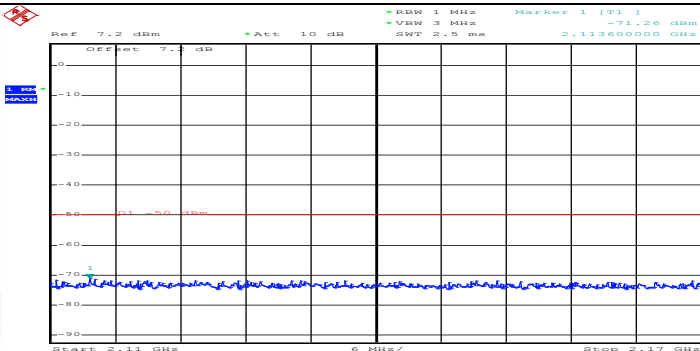


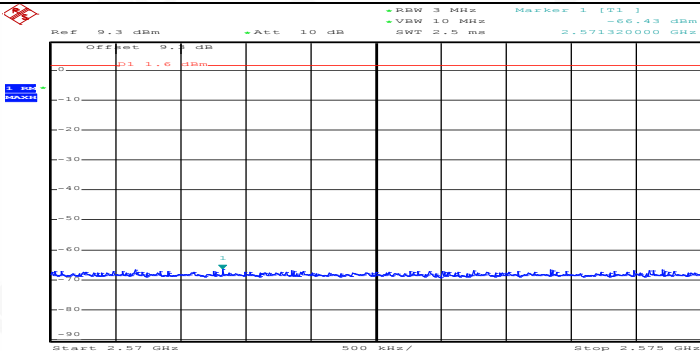
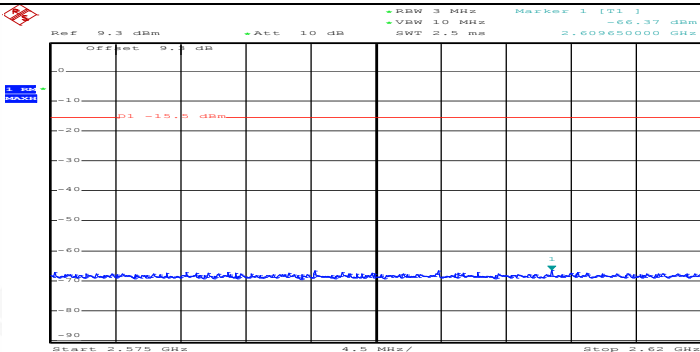
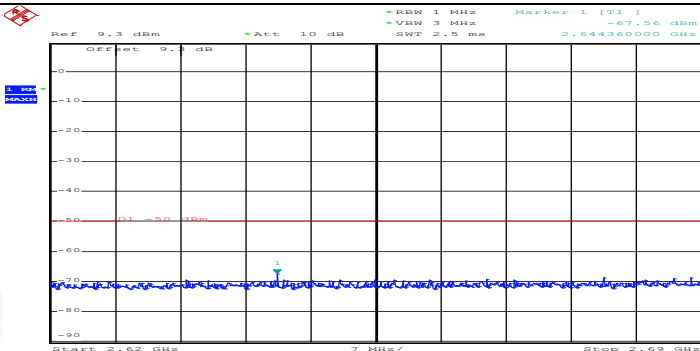
General	 <p>AAA Date: 21.OCT.2019 13:30:12</p>
General	 <p>AAA Date: 21.OCT.2019 13:30:20</p>
General	 <p>AAA Date: 21.OCT.2019 13:30:28</p>

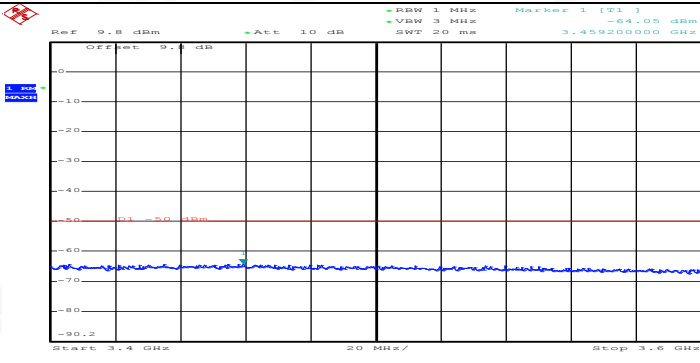
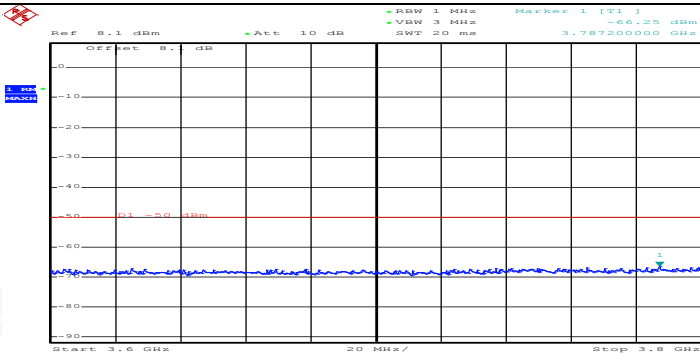


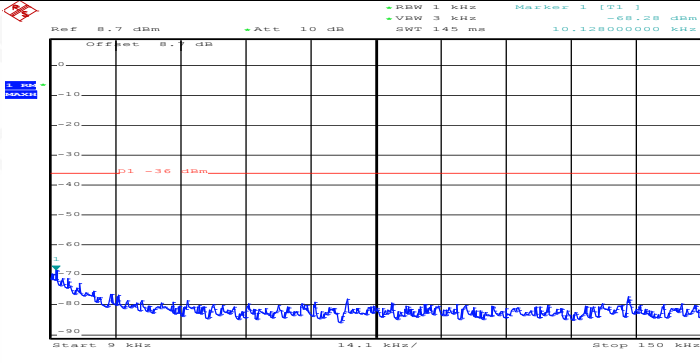
Co-existence	 <p>AAA Date: 21.OCT.2019 13:30:34</p>
Co-existence	 <p>AAA Date: 21.OCT.2019 13:30:40</p>
Co-existence	 <p>AAA Date: 21.OCT.2019 13:30:46</p>

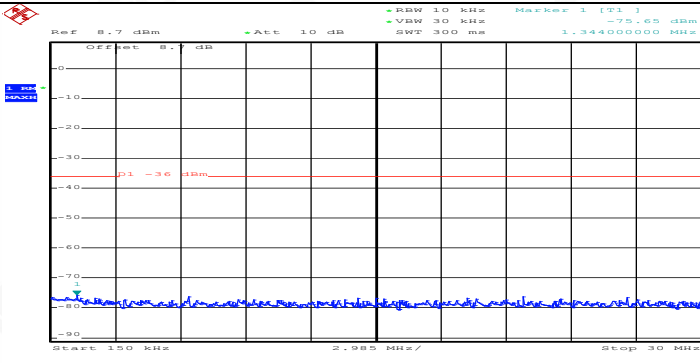
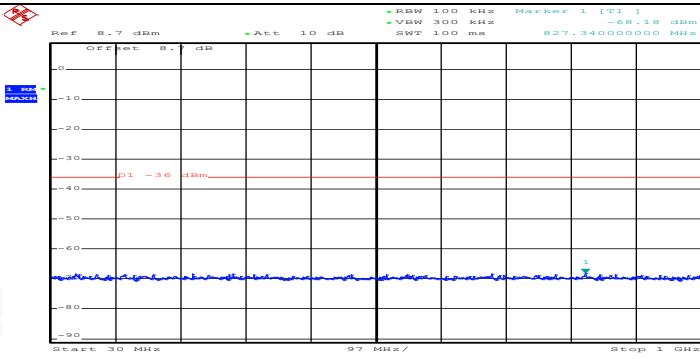
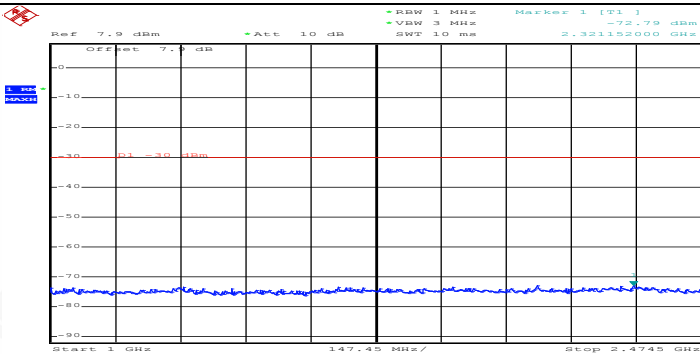


Co-existence	 <p>AAA Date: 21.OCT.2019 13:30:51</p>
Co-existence	 <p>AAA Date: 21.OCT.2019 13:30:57</p>
Co-existence	 <p>AAA Date: 21.OCT.2019 13:31:03</p>

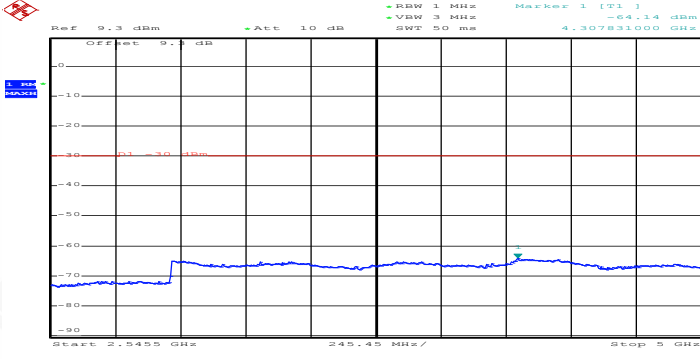
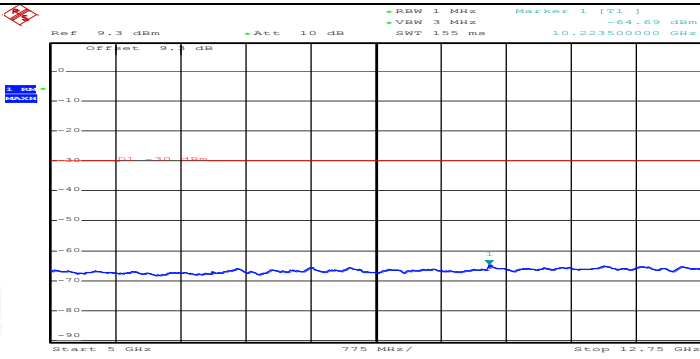
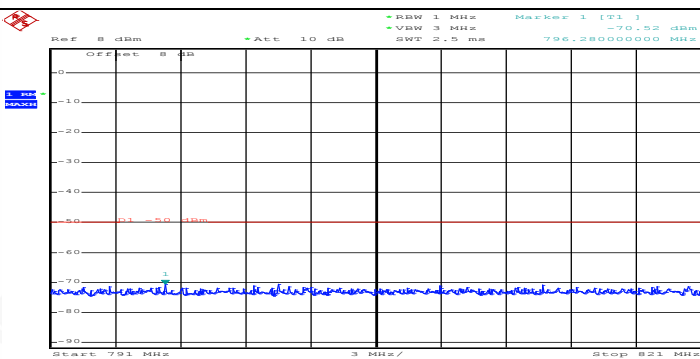
Co-existence	 <p>AAA Date: 21.OCT.2019 13:31:10</p>
Co-existence	 <p>AAA Date: 21.OCT.2019 13:31:16</p>
Co-existence	 <p>AAA Date: 21.OCT.2019 13:31:21</p>

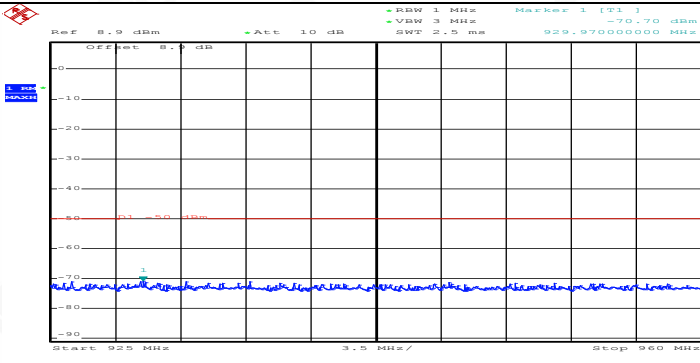
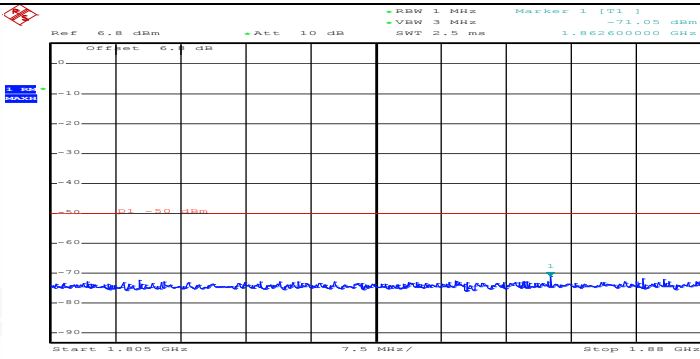
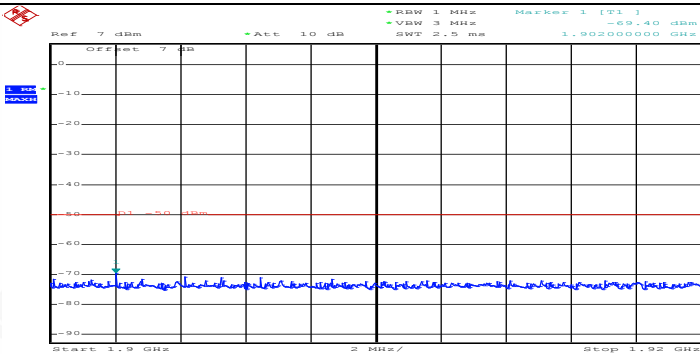
Co-existence	 <p>AAA Date: 21.OCT.2019 13:31:27</p>
Co-existence	 <p>AAA Date: 21.OCT.2019 13:31:34</p>
Additional	NA

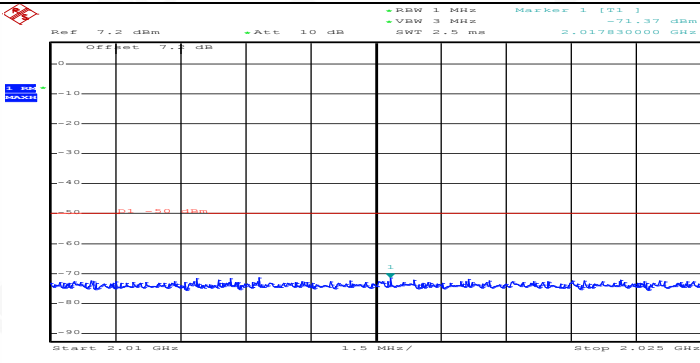
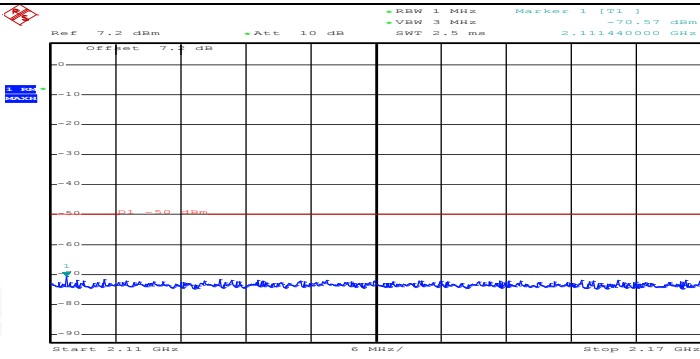
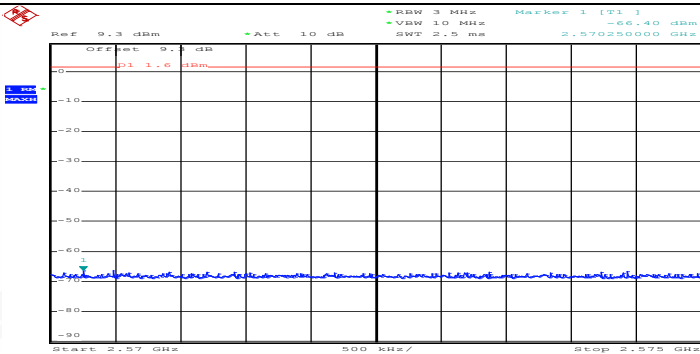
Channel Bandwidth=Highest (20 MHz)_QPSK_LCH_1RB#max	
General	 <p>AAA Date: 21.OCT.2019 13:31:48</p>

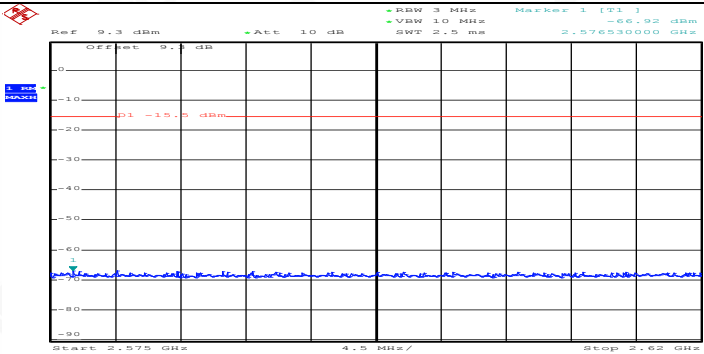
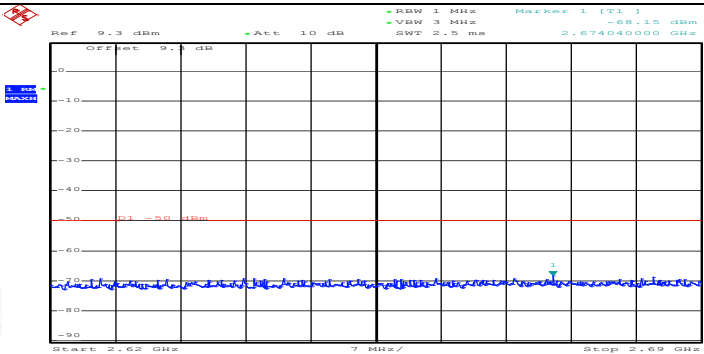
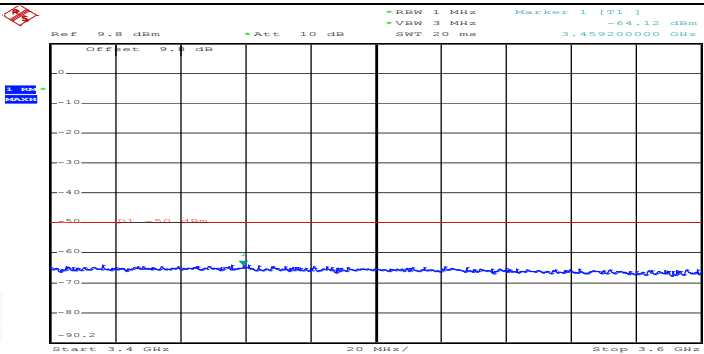
General	 <p>AAA Date: 21.OCT.2019 13:31:59</p>
General	 <p>AAA Date: 21.OCT.2019 13:32:06</p>
General	 <p>AAA Date: 21.OCT.2019 13:32:13</p>



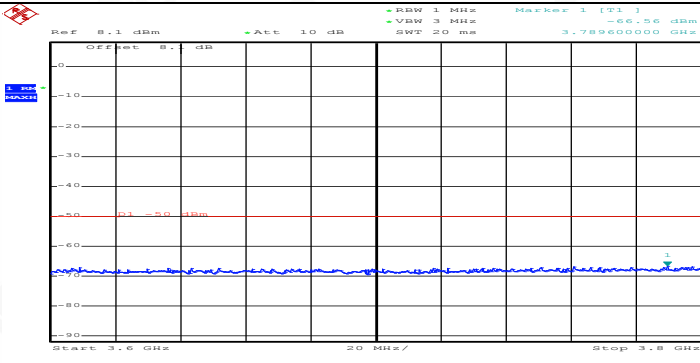
General	 <p>Ref: 9.3 dBm, Att: 10 dB, RBW: 1 MHz, VSW: 3 MHz, SWT: 50 ms, Marker 1: [T1] -64.14 dBm, 4.307833000 GHz</p> <p>Start: 2.5455 GHz, 245.45 MHz, Stop: 5 GHz</p> <p>AAA Date: 21.OCT.2019 13:32:19</p>
General	 <p>Ref: 9.3 dBm, Att: 10 dB, RBW: 1 MHz, VSW: 3 MHz, SWT: 155 ms, Marker 1: [T1] -64.69 dBm, 10.223500000 GHz</p> <p>Start: 5 GHz, 775 MHz, Stop: 12.75 GHz</p> <p>AAA Date: 21.OCT.2019 13:32:28</p>
Co-existence	 <p>Ref: 8 dBm, Att: 10 dB, RBW: 1 MHz, VSW: 3 MHz, SWT: 2.5 ms, Marker 1: [T1] -70.52 dBm, 796.280000000 MHz</p> <p>Start: 791 MHz, 3 MHz, Stop: 821 MHz</p> <p>AAA Date: 21.OCT.2019 13:32:34</p>

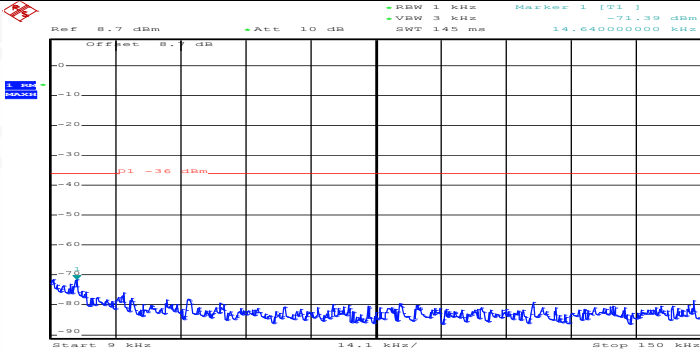
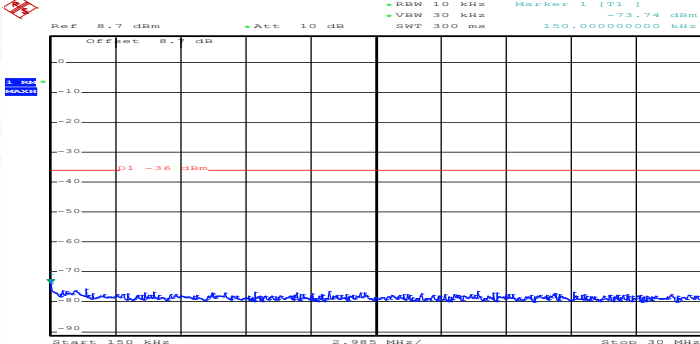
Co-existence	 <p>AAA Date: 21.OCT.2019 13:32:39</p>
Co-existence	 <p>AAA Date: 21.OCT.2019 13:32:45</p>
Co-existence	 <p>AAA Date: 21.OCT.2019 13:32:51</p>

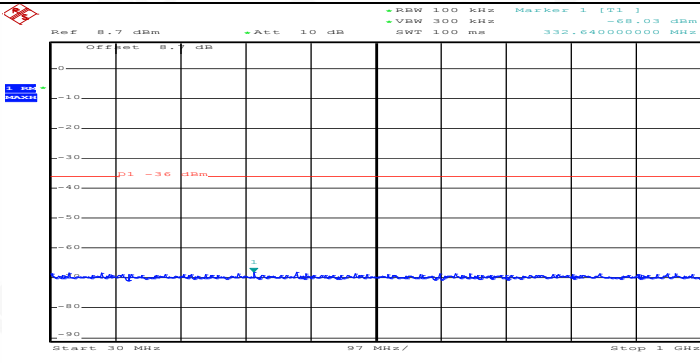
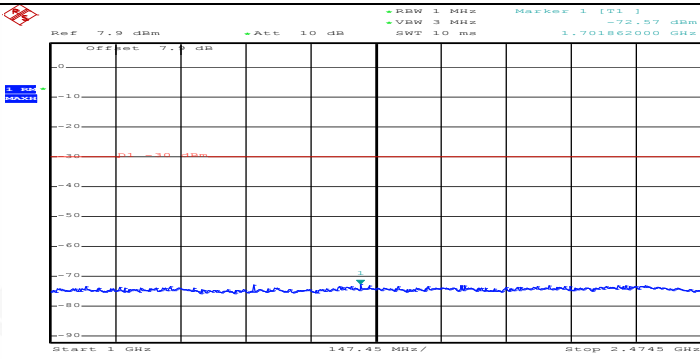
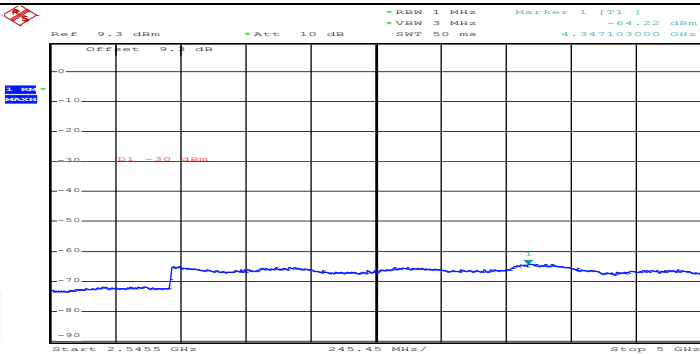
Co-existence	 <p>AAA Date: 21.OCT.2019 13:32:57</p>
Co-existence	 <p>AAA Date: 21.OCT.2019 13:33:03</p>
Co-existence	 <p>AAA Date: 21.OCT.2019 13:33:09</p>

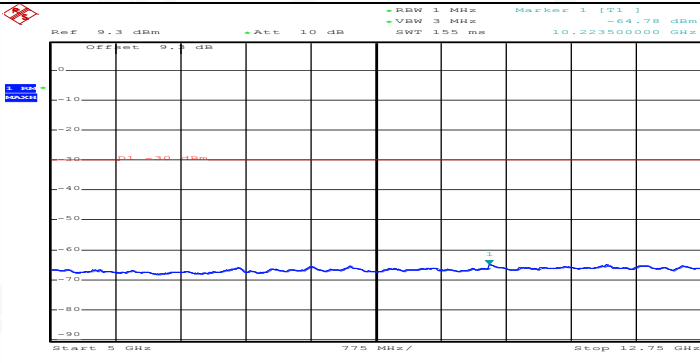
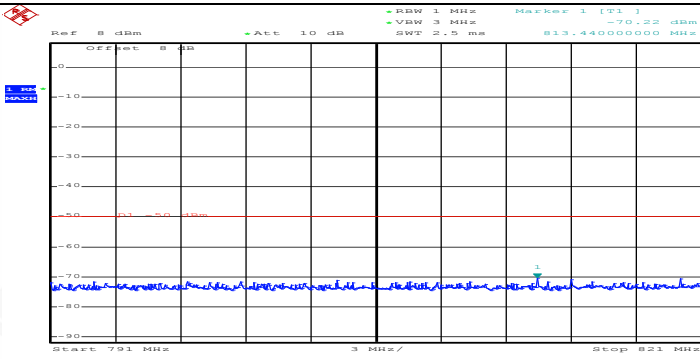
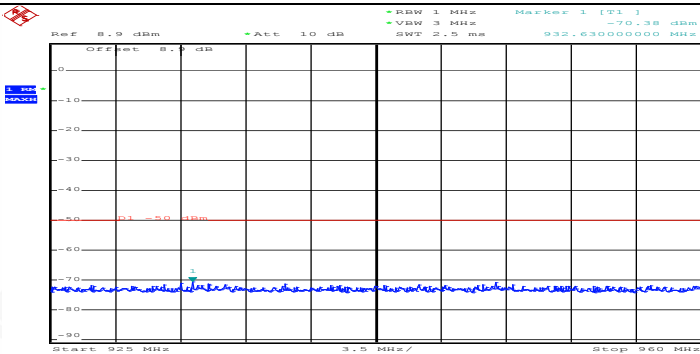
Co-existence	 <p>AAA Date: 21.OCT.2019 13:33:15</p>
Co-existence	 <p>AAA Date: 21.OCT.2019 13:33:21</p>
Co-existence	 <p>AAA Date: 21.OCT.2019 13:33:27</p>

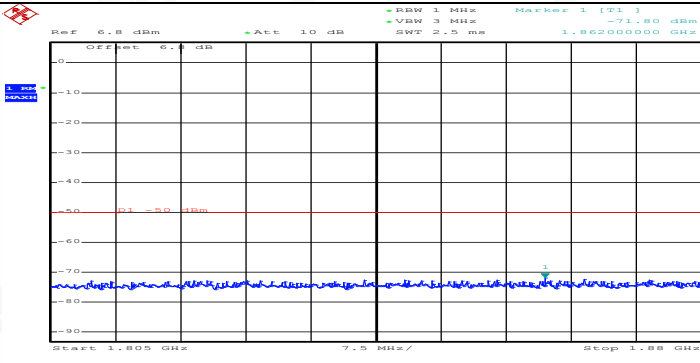
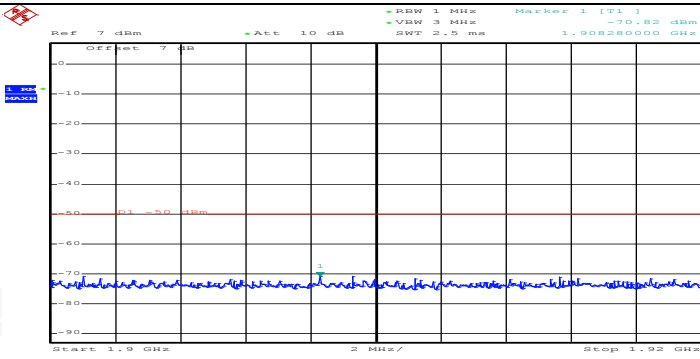
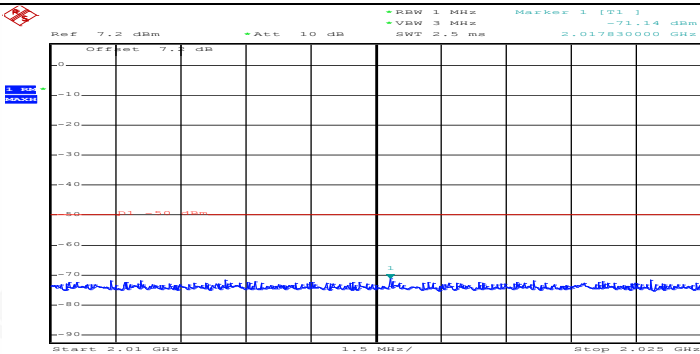


Co-existence	 <p>AAA Date: 21.OCT.2019 13:33:33</p>
Additional	NA

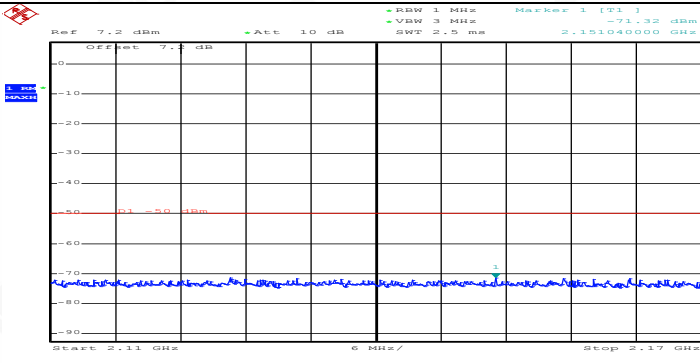
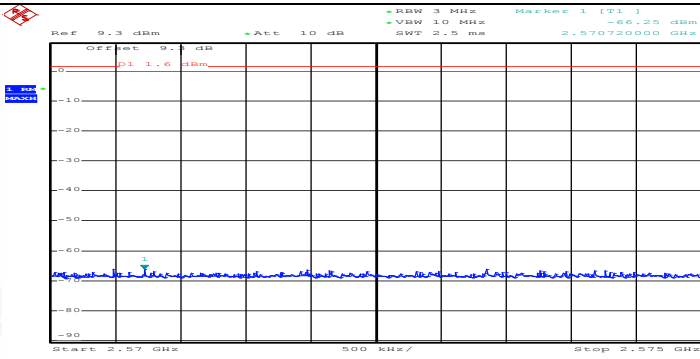
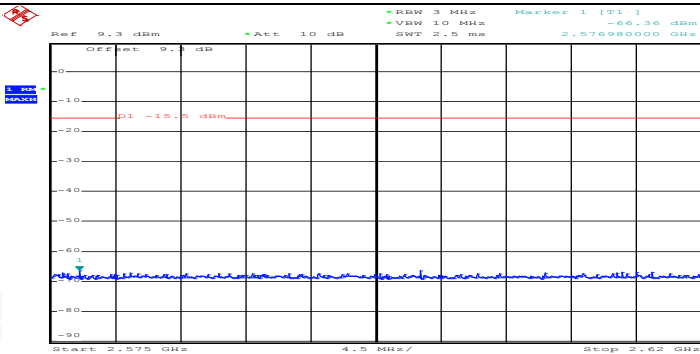
Channel Bandwidth=Highest (20 MHz)_QPSK_LCH_FullRB#0	
General	 <p>AAA Date: 21.OCT.2019 13:33:46</p>
General	 <p>AAA Date: 21.OCT.2019 13:33:58</p>

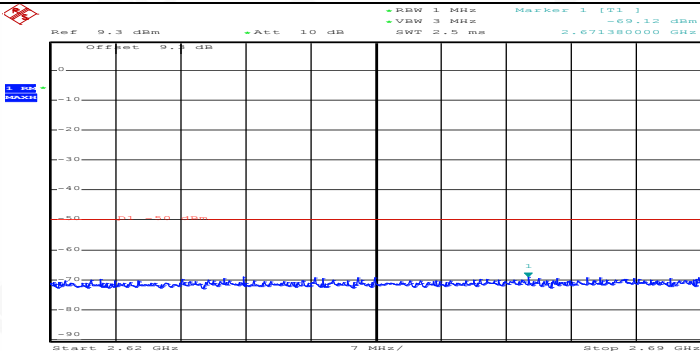
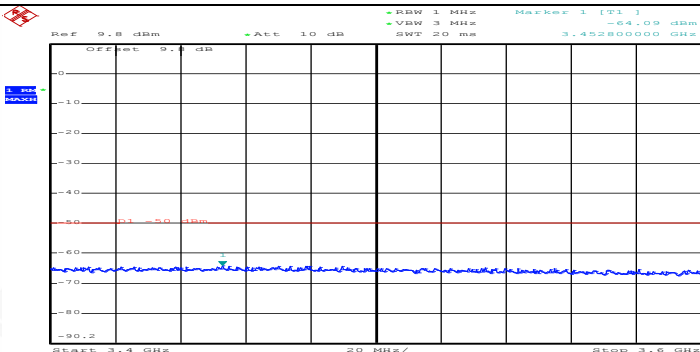
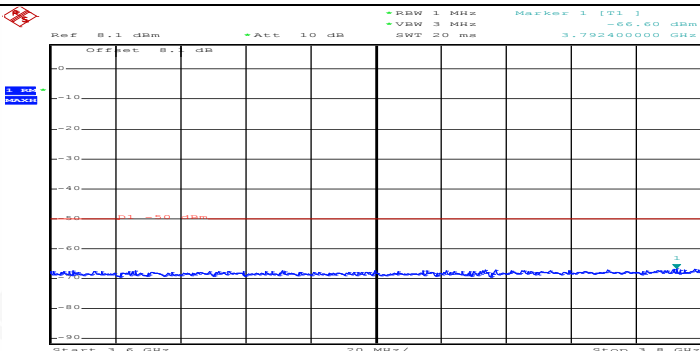
General	 <p>AAA Date: 21.OCT.2019 13:34:05</p>
General	 <p>AAA Date: 21.OCT.2019 13:34:12</p>
General	 <p>AAA Date: 21.OCT.2019 13:34:18</p>

General	 <p>AAA Date: 21.OCT.2019 13:34:27</p>
Co-existence	 <p>AAA Date: 21.OCT.2019 13:34:33</p>
Co-existence	 <p>AAA Date: 21.OCT.2019 13:34:39</p>

Co-existence	 <p>AAA Date: 21.OCT.2019 13:34:45</p>
Co-existence	 <p>AAA Date: 21.OCT.2019 13:34:50</p>
Co-existence	 <p>AAA Date: 21.OCT.2019 13:34:56</p>

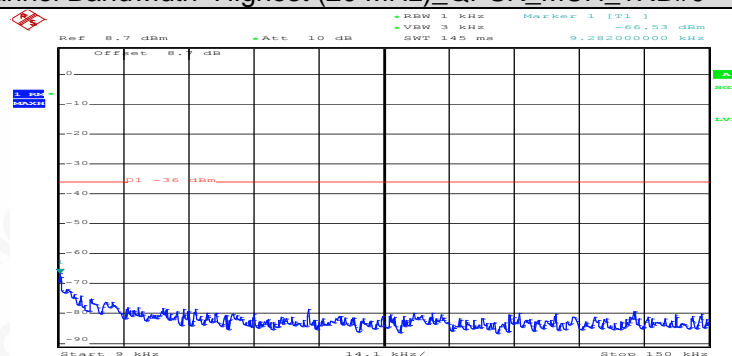


Co-existence	 <p>AAA Date: 21.OCT.2019 13:35:02</p>
Co-existence	 <p>AAA Date: 21.OCT.2019 13:35:08</p>
Co-existence	 <p>AAA Date: 21.OCT.2019 13:35:14</p>

Co-existence	 <p>AAA Date: 21.OCT.2019 13:35:19</p>
Co-existence	 <p>AAA Date: 21.OCT.2019 13:35:25</p>
Co-existence	 <p>AAA Date: 21.OCT.2019 13:35:31</p>
Additional	NA

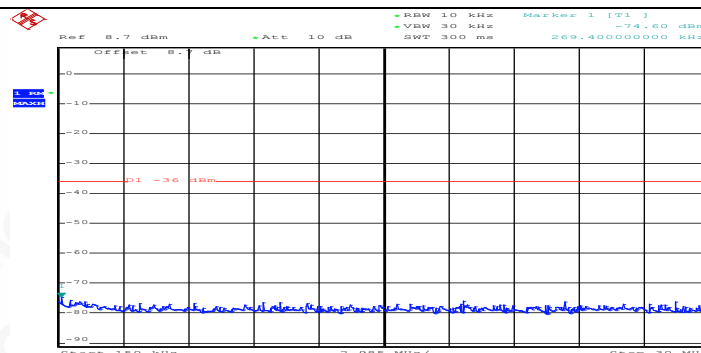
Channel Bandwidth=Highest (20 MHz)\_QPSK\_MCH\_1RB#0

General



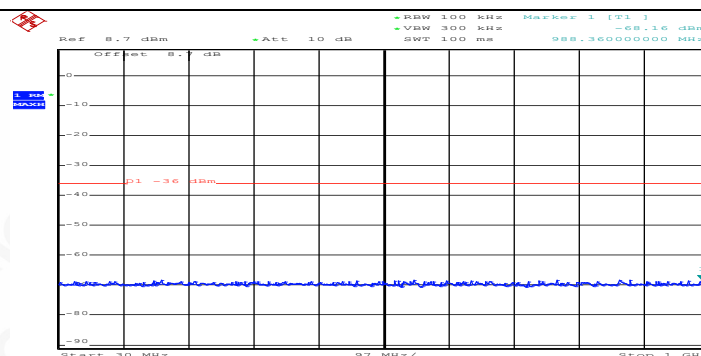
AAA  
Date: 21.OCT.2019 13:35:44

General

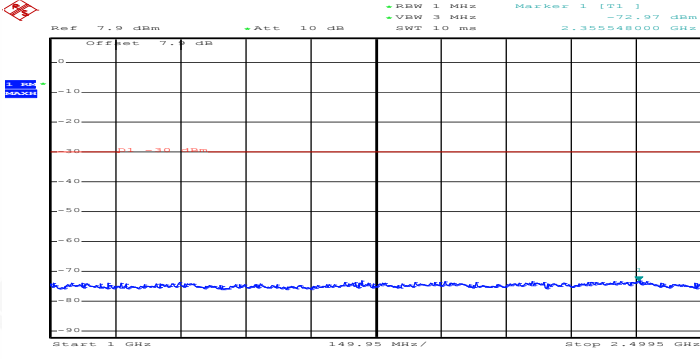
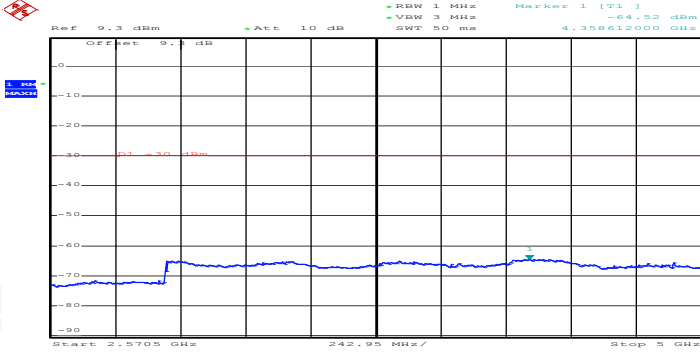
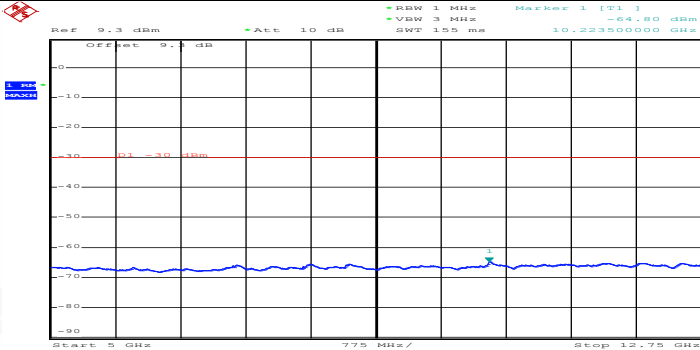


AAA  
Date: 21.OCT.2019 13:35:56

General

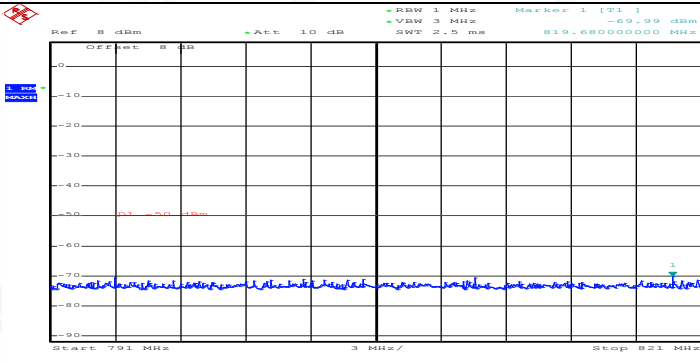
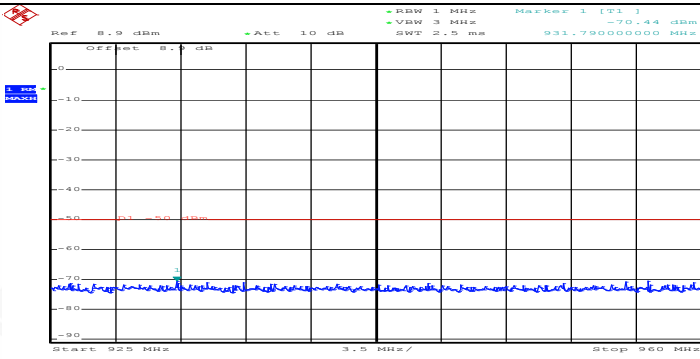
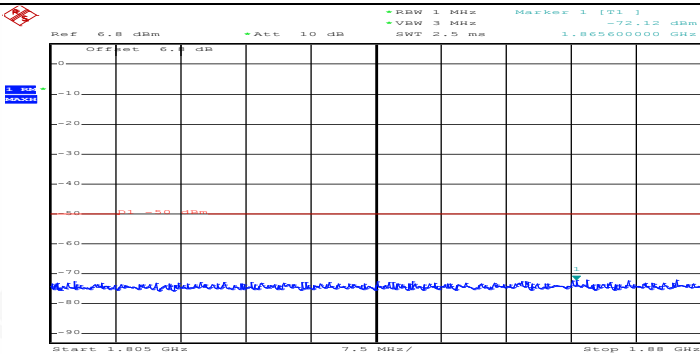


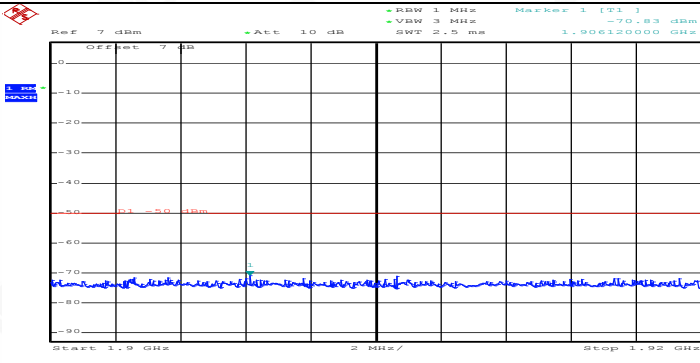
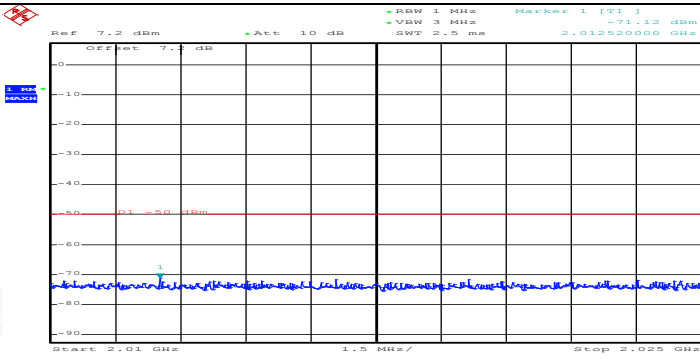
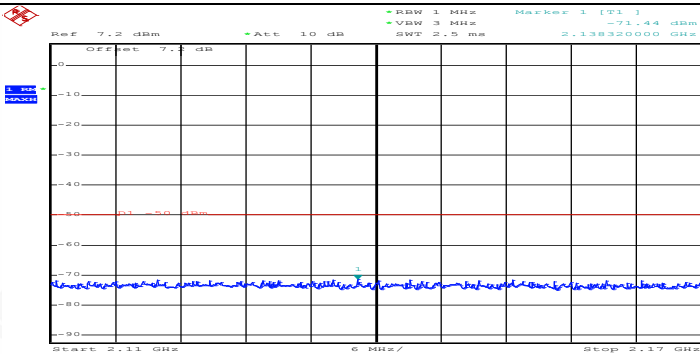
AAA  
Date: 21.OCT.2019 13:36:03

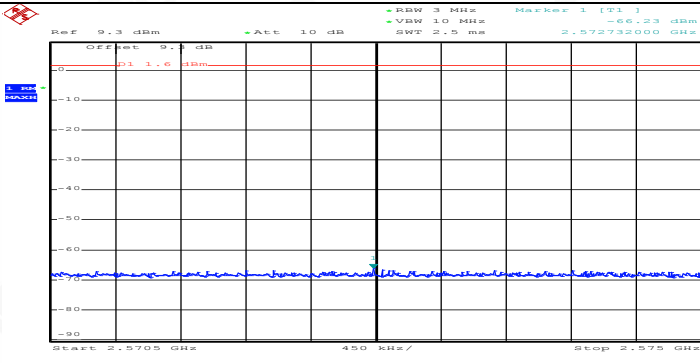
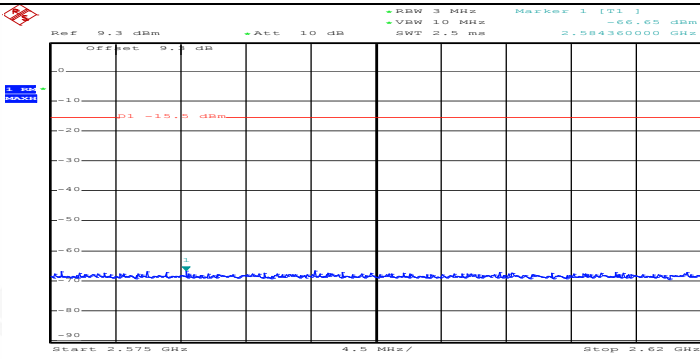
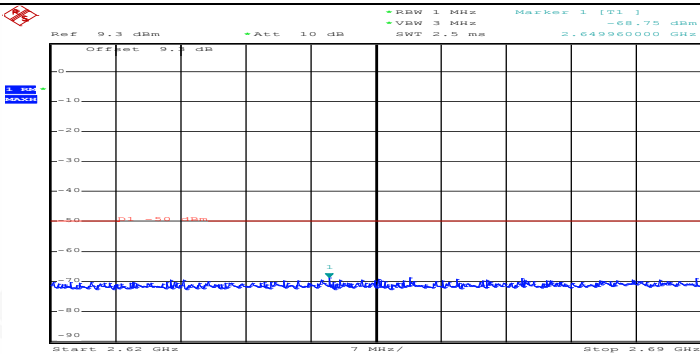
General	 <p>AAA Date: 21.OCT.2019 13:36:09</p>
General	 <p>AAA Date: 21.OCT.2019 13:36:16</p>
General	 <p>AAA Date: 21.OCT.2019 13:36:25</p>

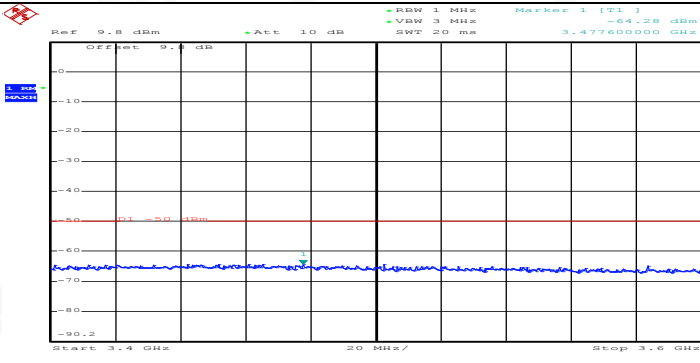
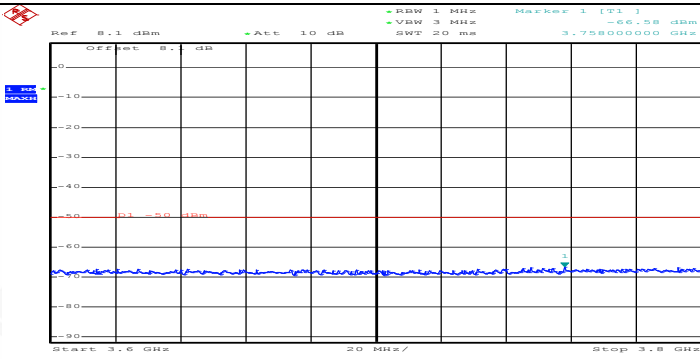


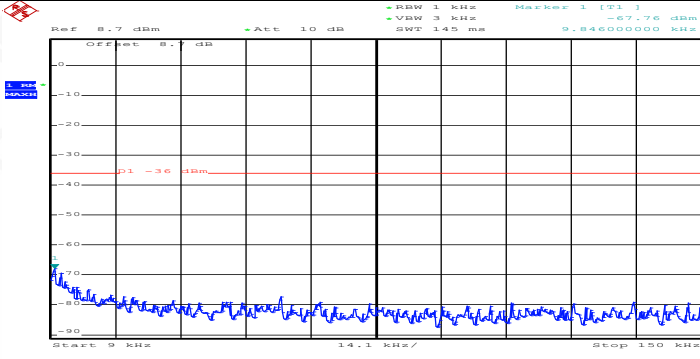


Co-existence	 <p>AAA Date: 21.OCT.2019 13:36:31</p>
Co-existence	 <p>AAA Date: 21.OCT.2019 13:36:37</p>
Co-existence	 <p>AAA Date: 21.OCT.2019 13:36:43</p>

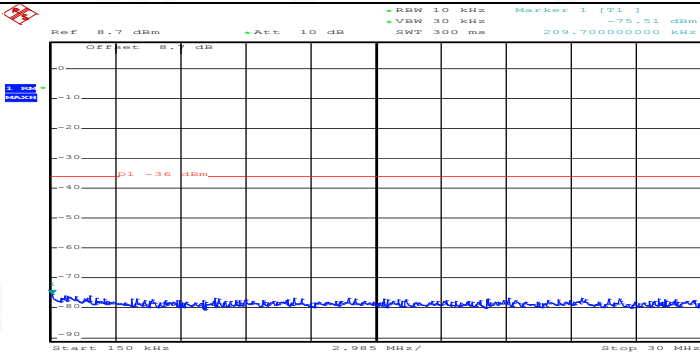
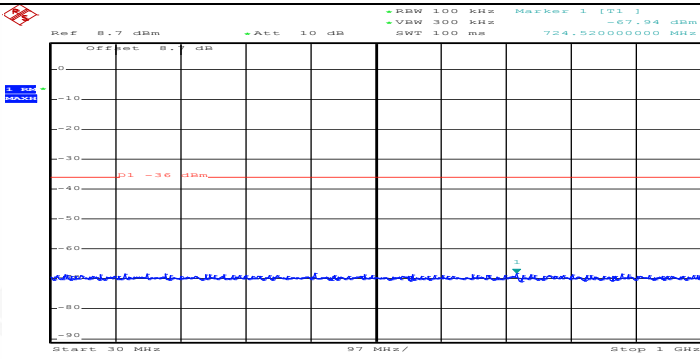
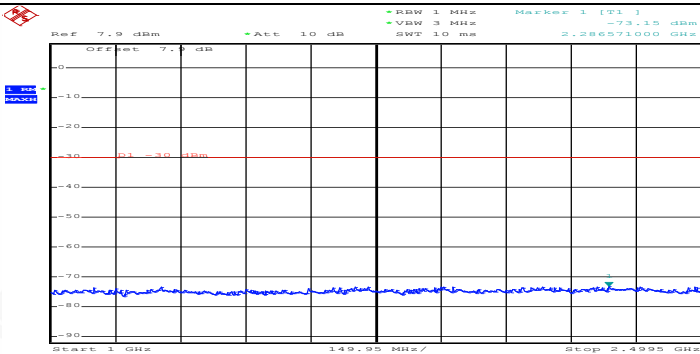
Co-existence	 <p>AAA Date: 21.OCT.2019 13:36:48</p>
Co-existence	 <p>AAA Date: 21.OCT.2019 13:36:54</p>
Co-existence	 <p>AAA Date: 21.OCT.2019 13:37:00</p>

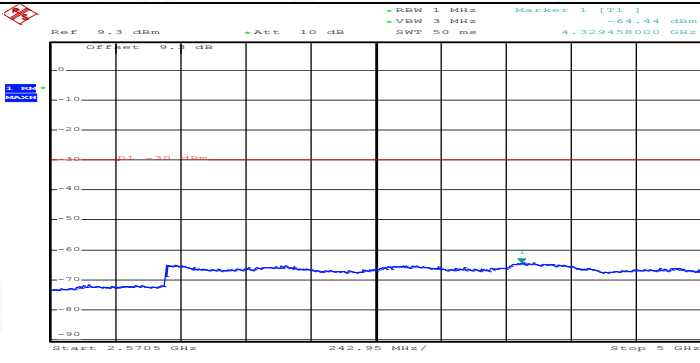
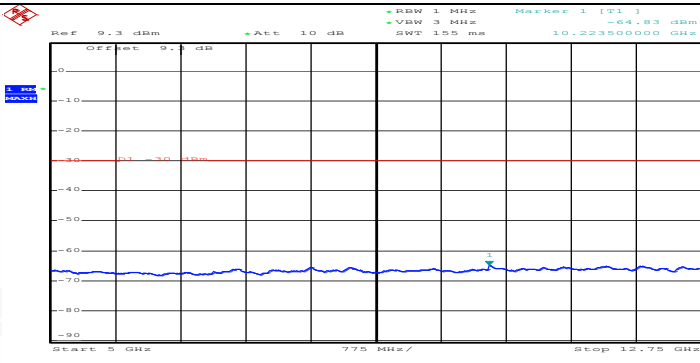
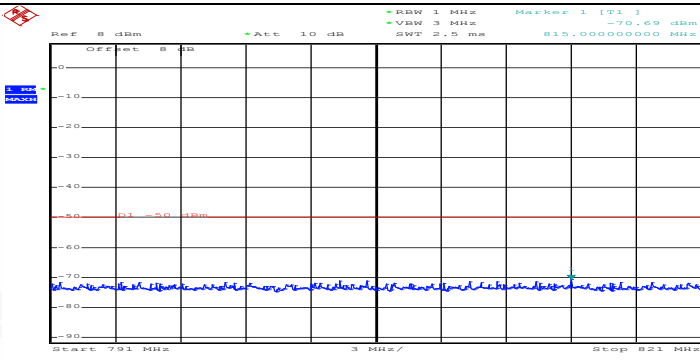
Co-existence	 <p>AAA Date: 21.OCT.2019 13:37:06</p>
Co-existence	 <p>AAA Date: 21.OCT.2019 13:37:11</p>
Co-existence	 <p>AAA Date: 21.OCT.2019 13:37:17</p>

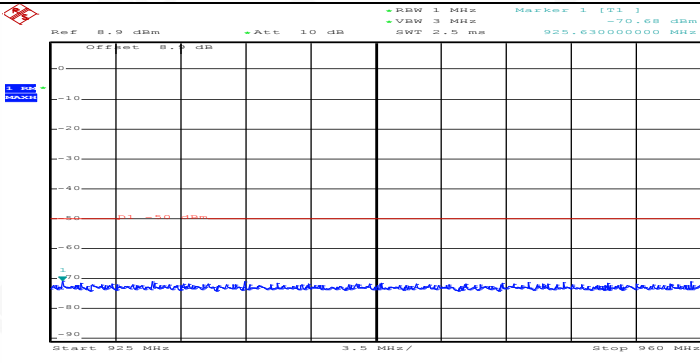
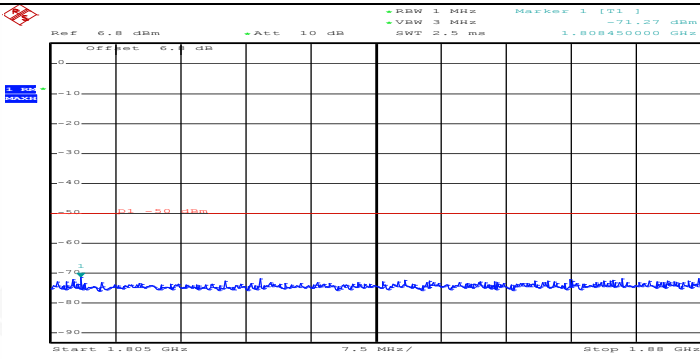
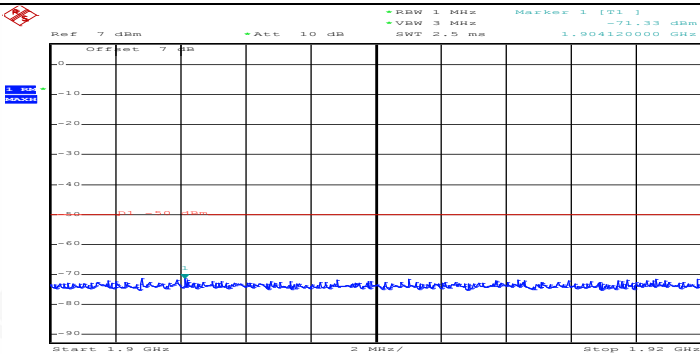
Co-existence	 <p>AAA Date: 21.OCT.2019 13:37:23</p>
Co-existence	 <p>AAA Date: 21.OCT.2019 13:37:29</p>
Additional	NA

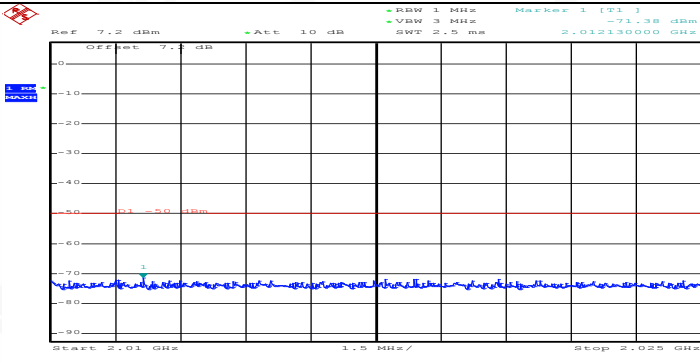
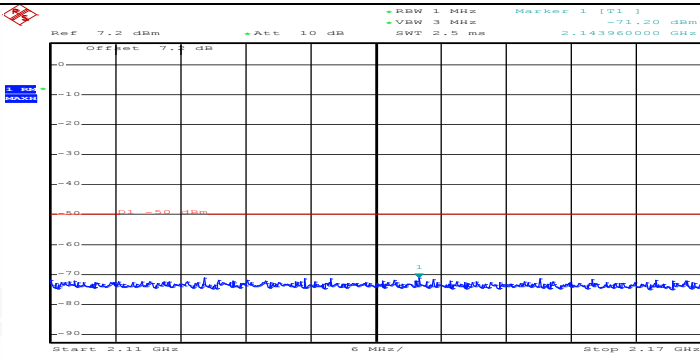
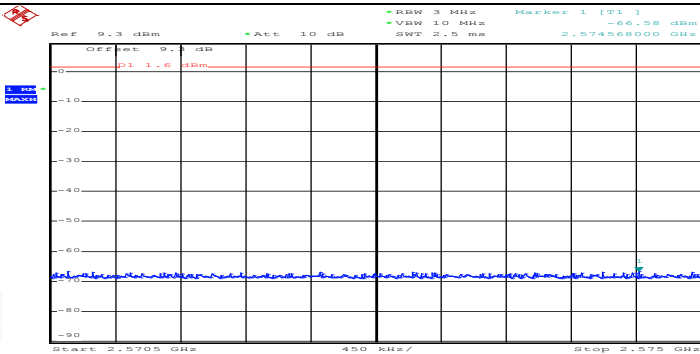
Channel Bandwidth=Highest (20 MHz)_QPSK_MCH_1RB#max	
General	 <p>AAA Date: 21.OCT.2019 13:37:37</p>



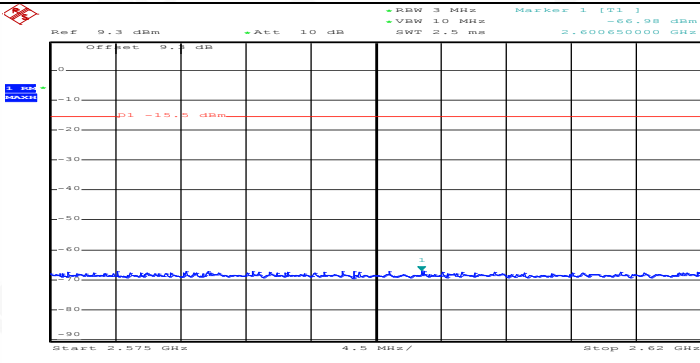
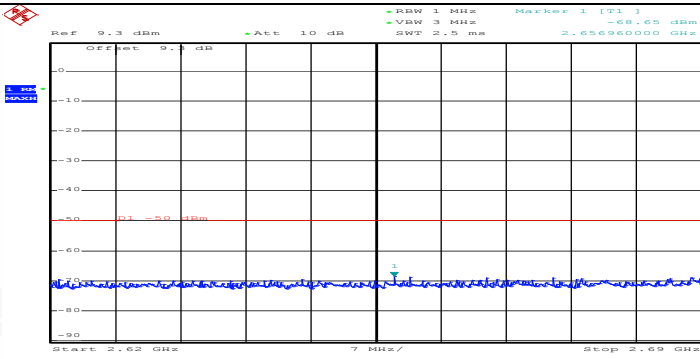
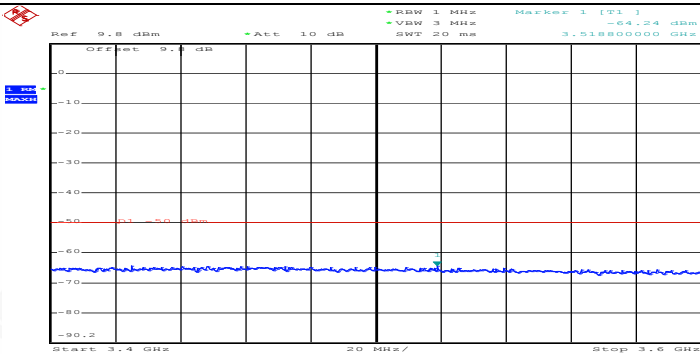
General	 <p>AAA Date: 21.OCT.2019 13:37:49</p>
General	 <p>AAA Date: 21.OCT.2019 13:37:57</p>
General	 <p>AAA Date: 21.OCT.2019 13:38:04</p>

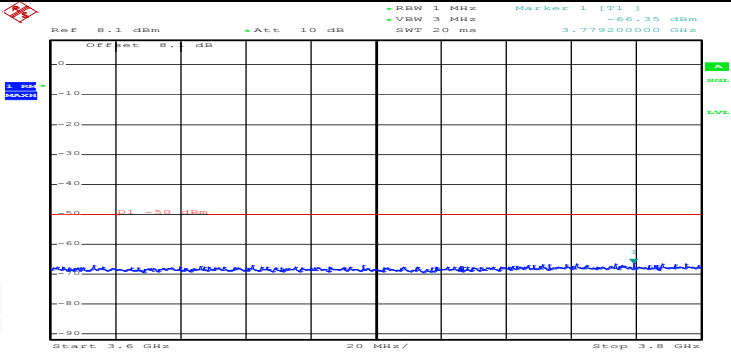
General	 <p>Ref: 9.3 dBm, Att: 10 dB, RBW: 1 MHz, VSW: 3 MHz, SWT: 20 ms, Marker 1: [T1], -64.44 dBm, 4.32945000 GHz</p> <p>Start: 2.5705 GHz, 242.95 MHz, Stop: 5 GHz</p> <p>AAA Date: 21.OCT.2019 13:38:10</p>
General	 <p>Ref: 9.3 dBm, Att: 10 dB, RBW: 1 MHz, VSW: 3 MHz, SWT: 155 ms, Marker 1: [T1], -64.83 dBm, 10.22350000 GHz</p> <p>Start: 5 GHz, 775 MHz, Stop: 12.75 GHz</p> <p>AAA Date: 21.OCT.2019 13:38:20</p>
Co-existence	 <p>Ref: 8 dBm, Att: 10 dB, RBW: 1 MHz, VSW: 3 MHz, SWT: 2.5 ms, Marker 1: [T1], -70.69 dBm, 815.00000000 MHz</p> <p>Start: 791 MHz, 3 MHz, Stop: 821 MHz</p> <p>AAA Date: 21.OCT.2019 13:38:32</p>

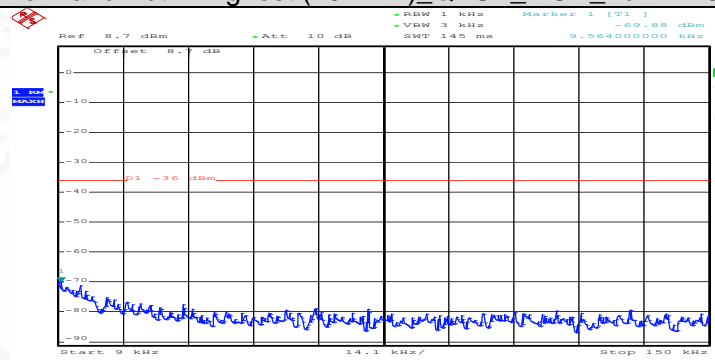
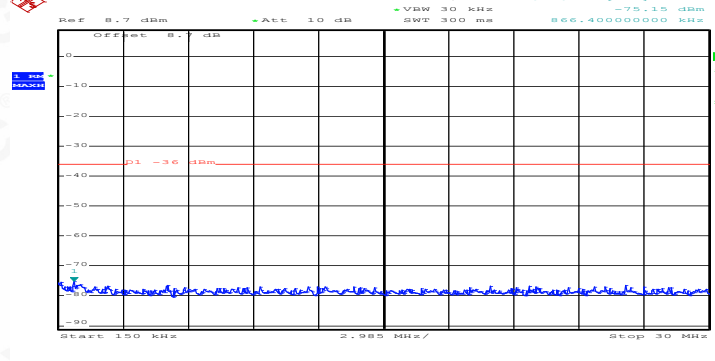
Co-existence	 <p>AAA Date: 21.OCT.2019 13:38:39</p>
Co-existence	 <p>AAA Date: 21.OCT.2019 13:38:46</p>
Co-existence	 <p>AAA Date: 21.OCT.2019 13:38:52</p>

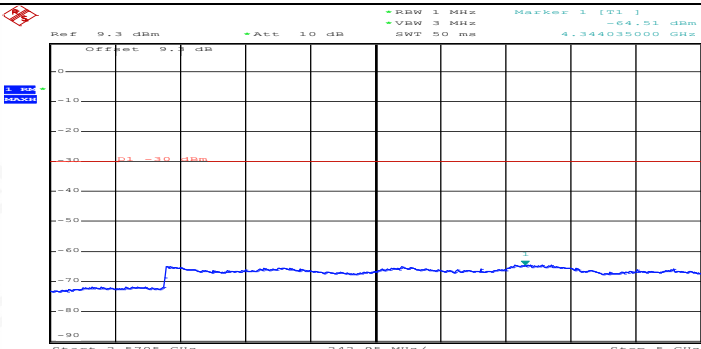
Co-existence	 <p>AAA Date: 21.OCT.2019 13:38:59</p>
Co-existence	 <p>AAA Date: 21.OCT.2019 13:39:05</p>
Co-existence	 <p>AAA Date: 21.OCT.2019 13:39:11</p>

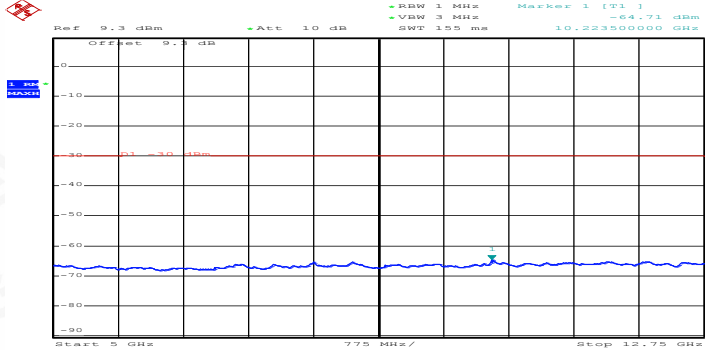
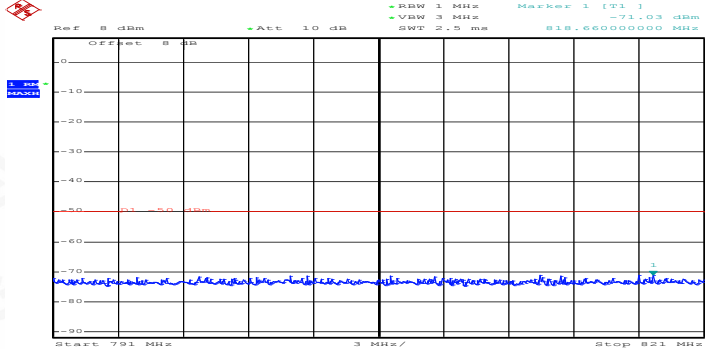
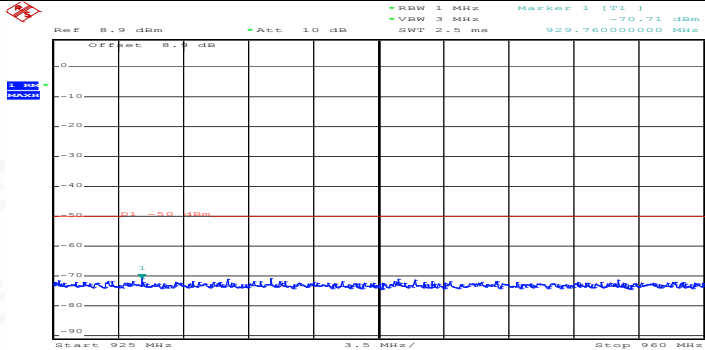


Co-existence	 <p>AAA Date: 21.OCT.2019 13:39:18</p>
Co-existence	 <p>AAA Date: 21.OCT.2019 13:39:24</p>
Co-existence	 <p>AAA Date: 21.OCT.2019 13:39:32</p>

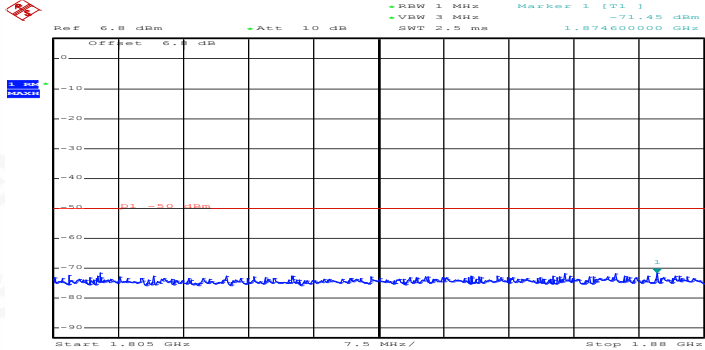
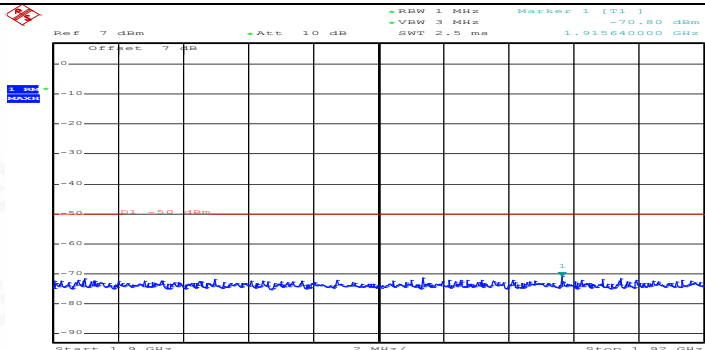
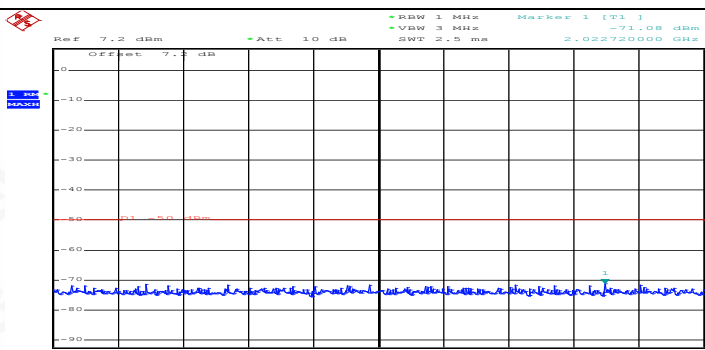
Co-existence	 <p>AAA Date: 21.OCT.2019 13:39:37</p>
Additional	NA

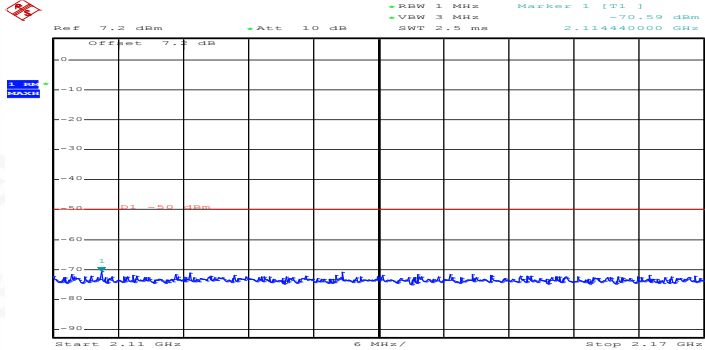
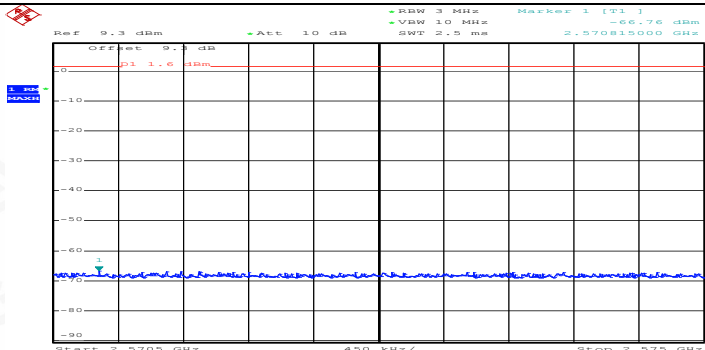
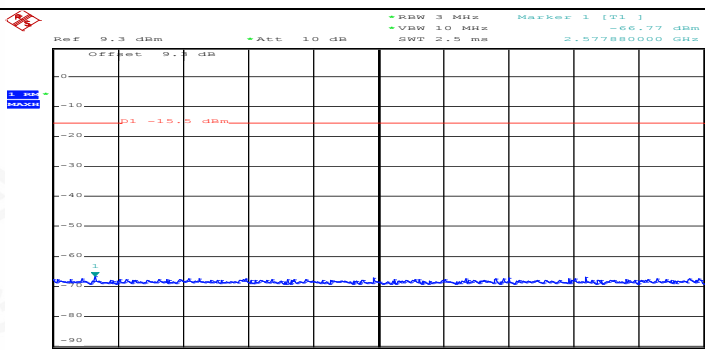
Channel Bandwidth=Highest (20 MHz)_QPSK_MCH_FullRB#0	
General	 <p>AAA Date: 21.OCT.2019 13:39:52</p>
General	 <p>AAA Date: 21.OCT.2019 13:40:04</p>

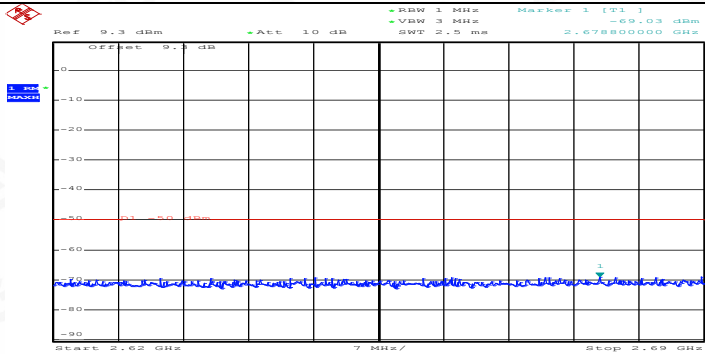
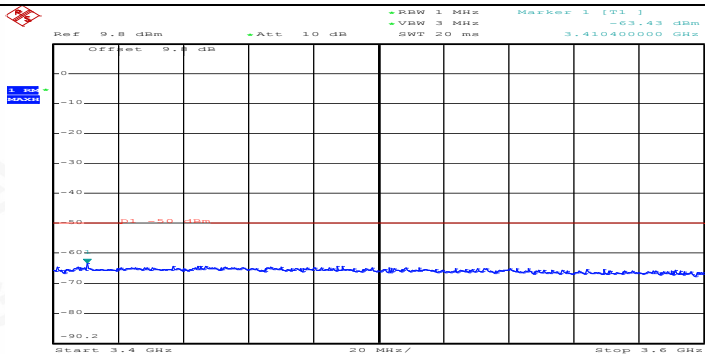
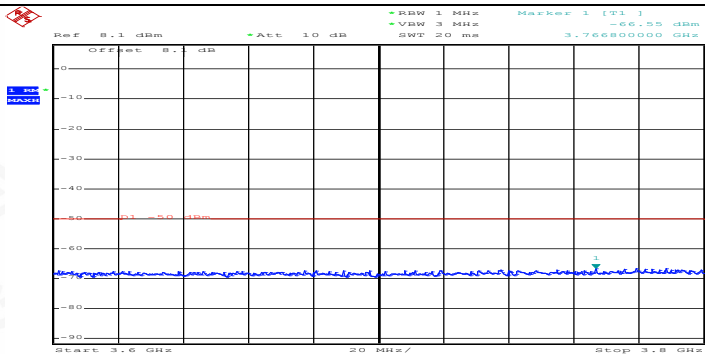
General	 <p>AAA Date: 21.OCT.2019 13:40:16</p>
General	 <p>AAA Date: 21.OCT.2019 13:40:22</p>
General	 <p>AAA Date: 21.OCT.2019 13:40:28</p>

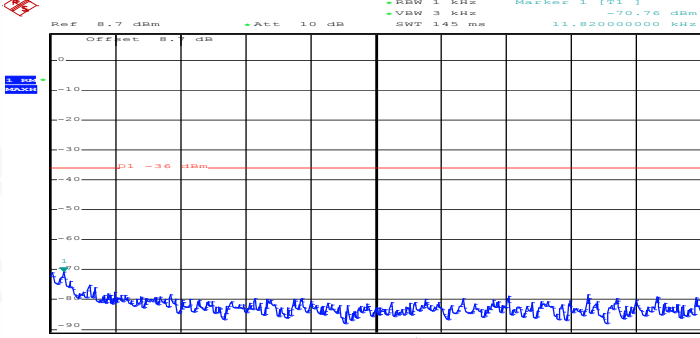
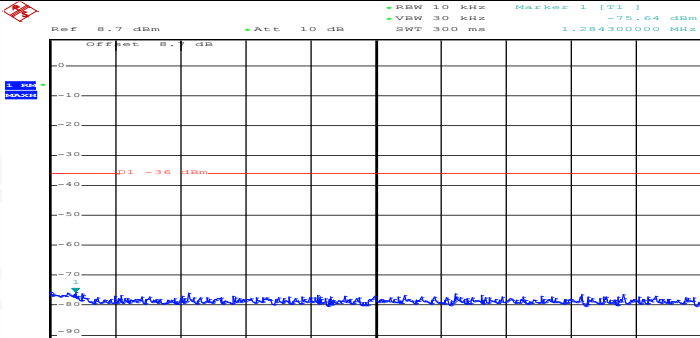
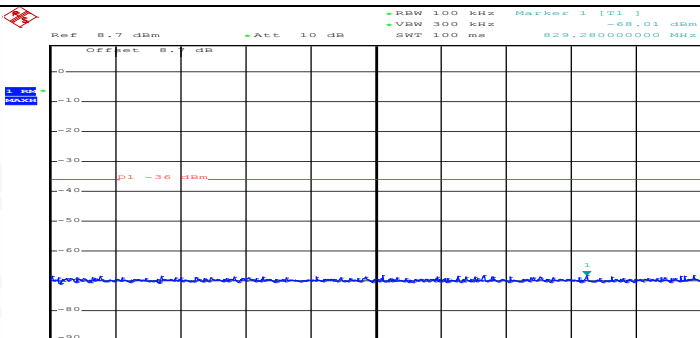
General	 <p>AAA Date: 21.OCT.2019 13:40:36</p>
Co-existence	 <p>AAA Date: 21.OCT.2019 13:40:42</p>
Co-existence	 <p>AAA Date: 21.OCT.2019 13:40:48</p>



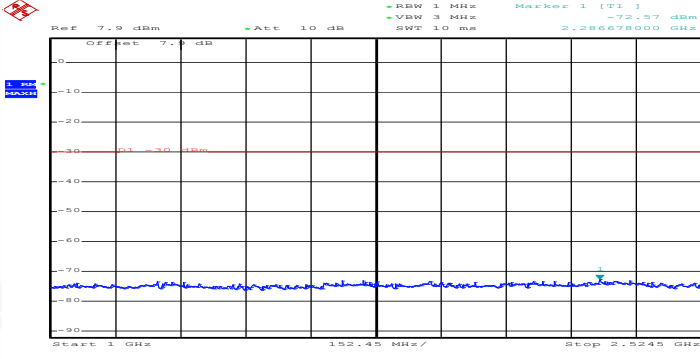
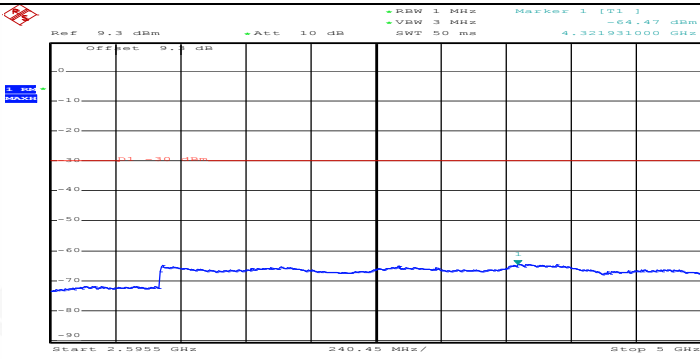
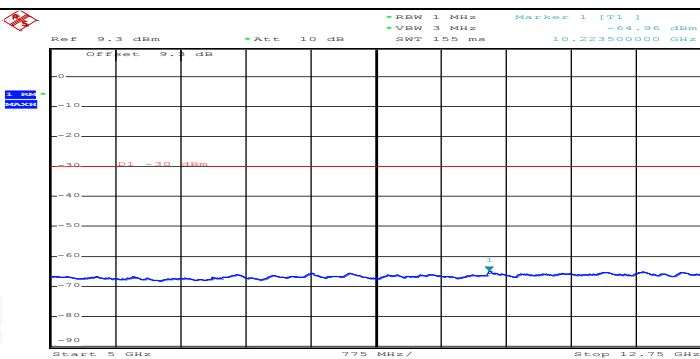
Co-existence	 <p>AAA Date: 21.OCT.2019 13:40:53</p>
Co-existence	 <p>AAA Date: 21.OCT.2019 13:40:59</p>
Co-existence	 <p>AAA Date: 21.OCT.2019 13:41:05</p>

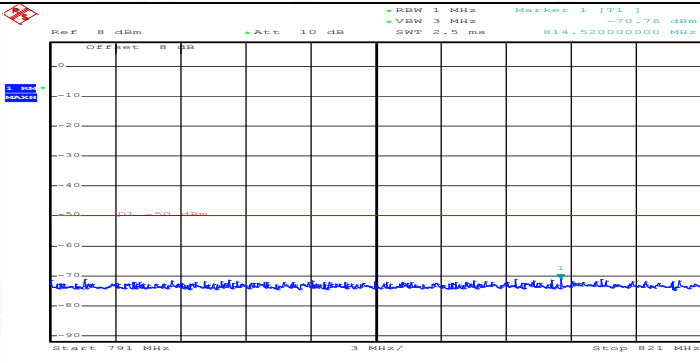
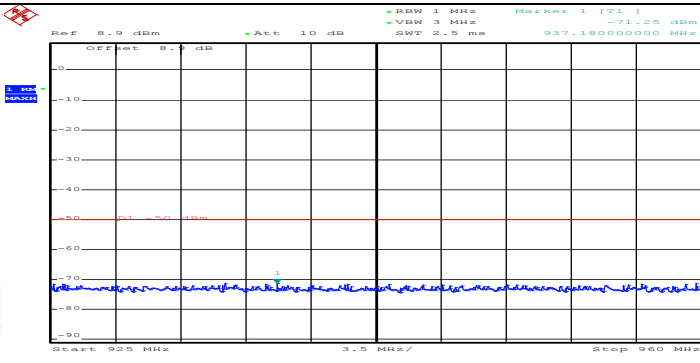
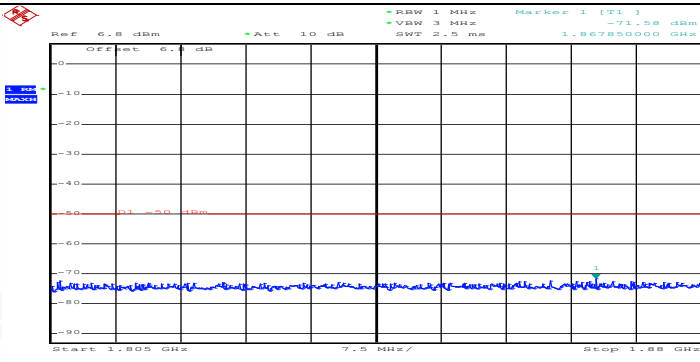
Co-existence	 <p>AAA Date: 21.OCT.2019 13:41:10</p>
Co-existence	 <p>AAA Date: 21.OCT.2019 13:41:16</p>
Co-existence	 <p>AAA Date: 21.OCT.2019 13:41:22</p>

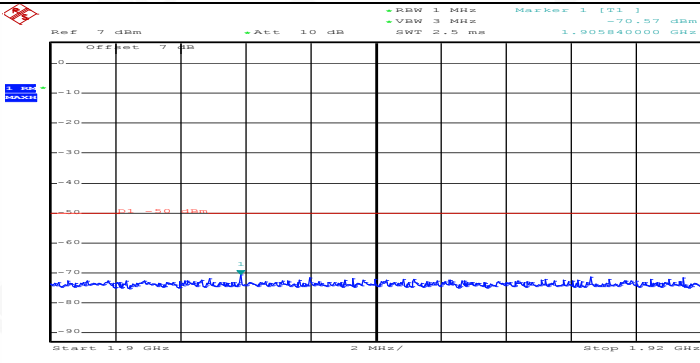
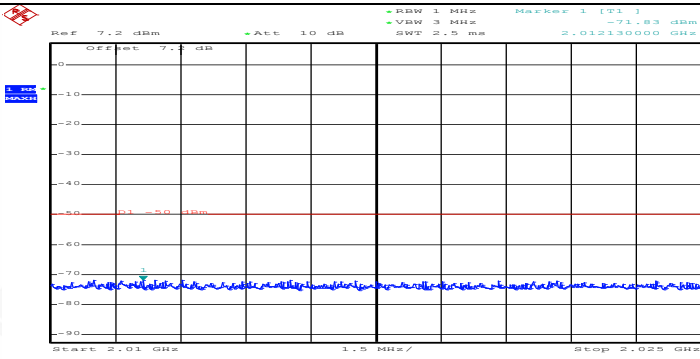
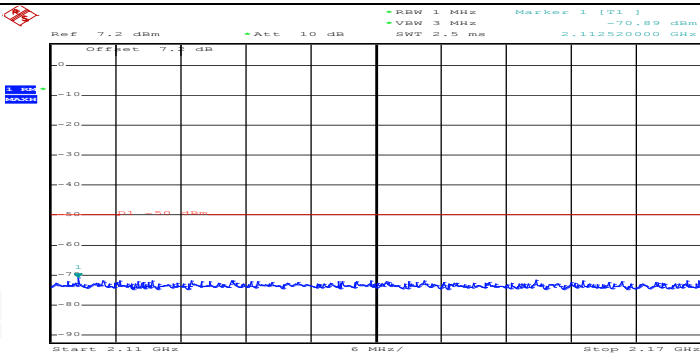
Co-existence	 <p>AAA Date: 21.OCT.2019 13:41:28</p>
Co-existence	 <p>AAA Date: 21.OCT.2019 13:41:33</p>
Co-existence	 <p>AAA Date: 21.OCT.2019 13:41:39</p>
Additional	NA

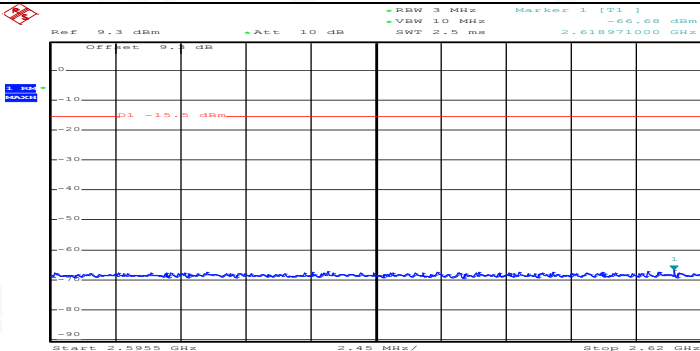
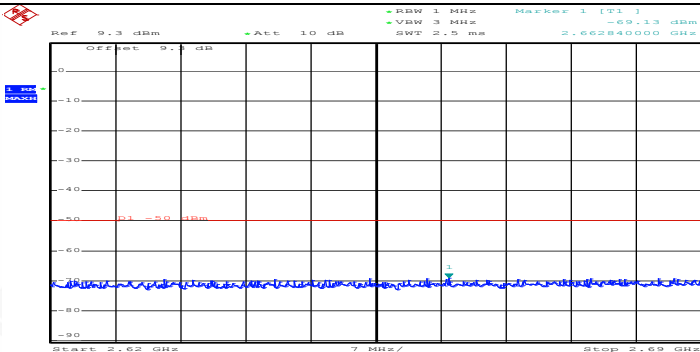
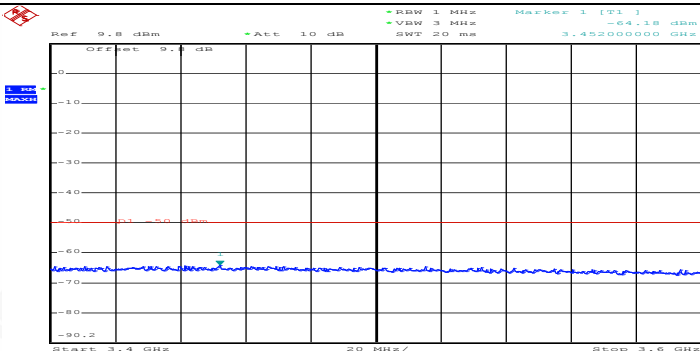
Channel Bandwidth=Highest (20 MHz)_QPSK_HCH_1RB#0	
General	 <p>Ref: 8.7 dBm Att: 10 dB RBW: 1 kHz Marker: 1 [T1] -70.76 dBm VBW: 3 kHz SWT: 145 ms 1.22000000 MHz</p> <p>Start: 0 kHz 14.1 kHz/ Stop: 150 kHz</p> <p>AAA Date: 21.OCT.2019 13:41:52</p>
General	 <p>Ref: 8.7 dBm Att: 10 dB RBW: 10 kHz Marker: 1 [T1] -75.64 dBm VBW: 30 kHz SWT: 300 ms 1.28430000 MHz</p> <p>Start: 150 kHz 2.985 MHz/ Stop: 30 MHz</p> <p>AAA Date: 21.OCT.2019 13:42:03</p>
General	 <p>Ref: 8.7 dBm Att: 10 dB RBW: 100 kHz Marker: 1 [T1] -68.01 dBm VBW: 300 kHz SWT: 100 ms 829.28000000 MHz</p> <p>Start: 30 MHz 97 MHz/ Stop: 1 GHz</p> <p>AAA Date: 21.OCT.2019 13:42:11</p>



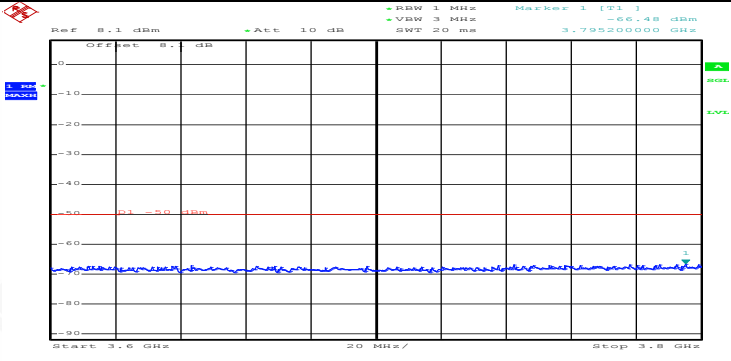
General	 <p>Ref 7.9 dBm Att 10 dB RBW 1 MHz Marker 1 [T1] -72.57 dBm VSW 3 MHz SWT 10 ms 2.28657000 GHz</p> <p>Start 1 GHz 152.45 MHz/ Stop 2.5245 GHz</p> <p>AAA Date: 21.OCT.2019 13:42:16</p>
General	 <p>Ref 9.3 dBm Att 10 dB RBW 1 MHz Marker 1 [T1] -64.47 dBm VSW 3 MHz SWT 50 ms 4.321931000 GHz</p> <p>Start 2.5955 GHz 240.45 MHz/ Stop 3 GHz</p> <p>AAA Date: 21.OCT.2019 13:42:23</p>
General	 <p>Ref 9.3 dBm Att 10 dB RBW 1 MHz Marker 1 [T1] -64.96 dBm VSW 3 MHz SWT 155 ms 10.223500000 GHz</p> <p>Start 5 GHz 775 MHz/ Stop 12.75 GHz</p> <p>AAA Date: 21.OCT.2019 13:42:32</p>

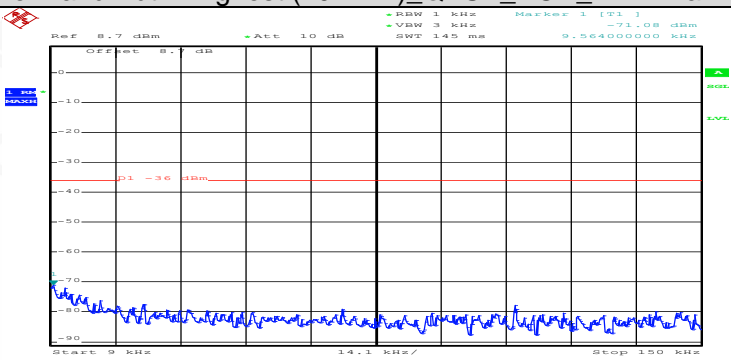
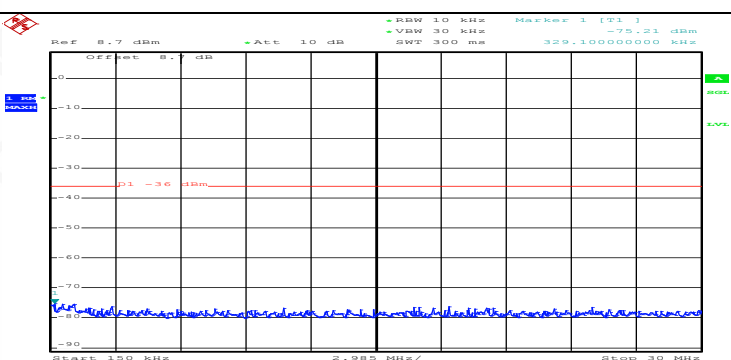
Co-existence	 <p>AAA Date: 21.OCT.2019 13:42:37</p>
Co-existence	 <p>AAA Date: 21.OCT.2019 13:42:43</p>
Co-existence	 <p>AAA Date: 21.OCT.2019 13:42:48</p>

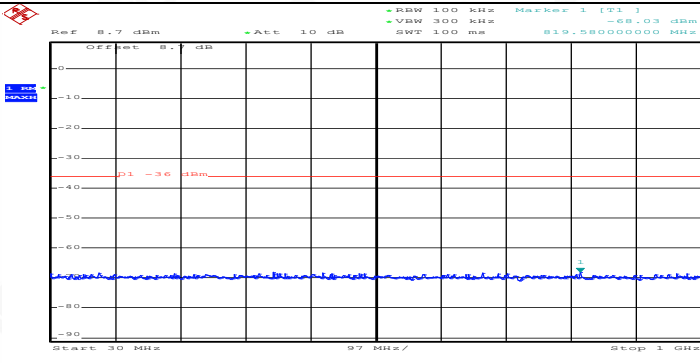
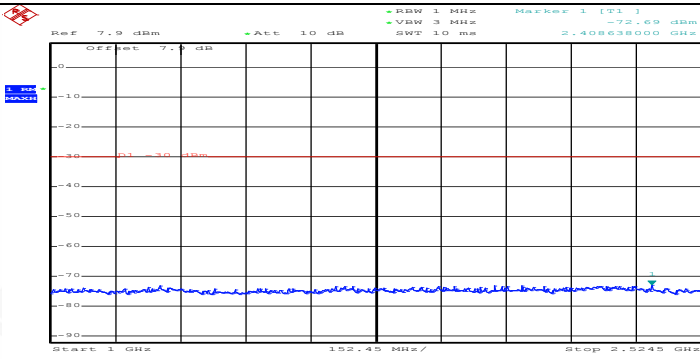
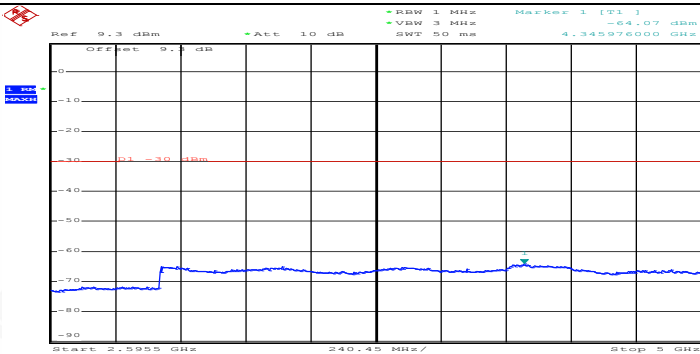
Co-existence	 <p>AAA Date: 21.OCT.2019 13:42:54</p>
Co-existence	 <p>AAA Date: 21.OCT.2019 13:43:00</p>
Co-existence	 <p>AAA Date: 21.OCT.2019 13:43:05</p>

Co-existence	 <p>AAA Date: 21.OCT.2019 13:43:11</p>
Co-existence	 <p>AAA Date: 21.OCT.2019 13:43:17</p>
Co-existence	 <p>AAA Date: 21.OCT.2019 13:43:23</p>

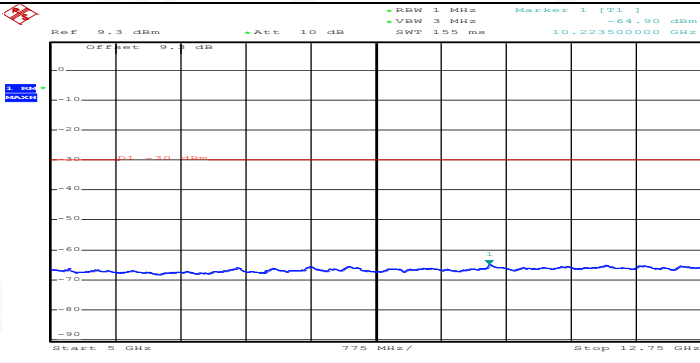
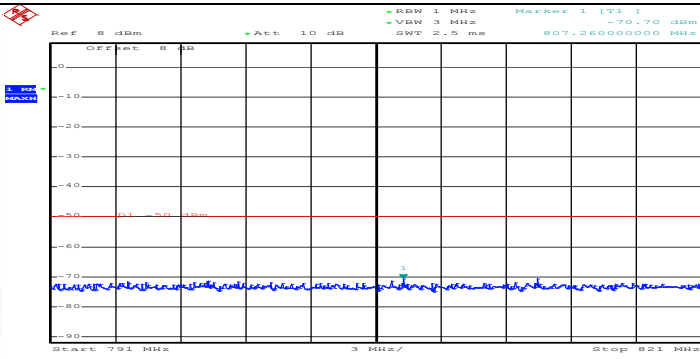
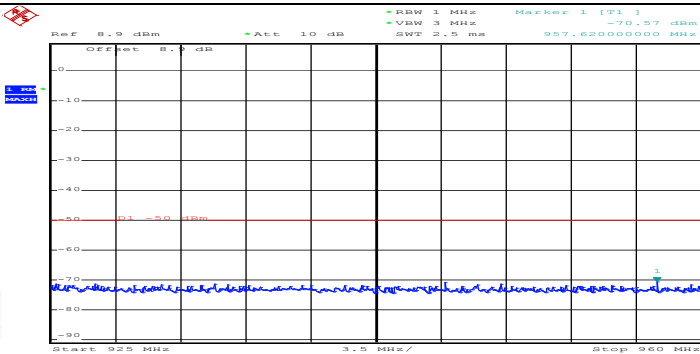


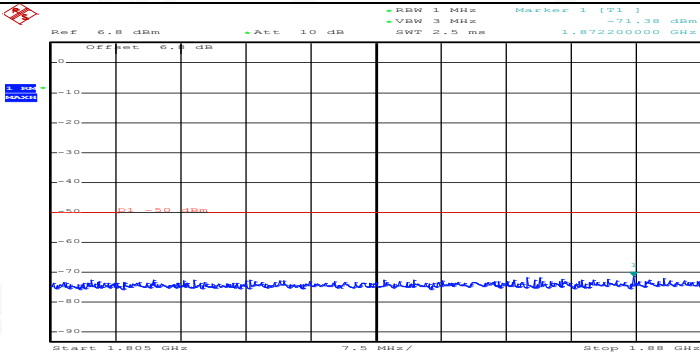
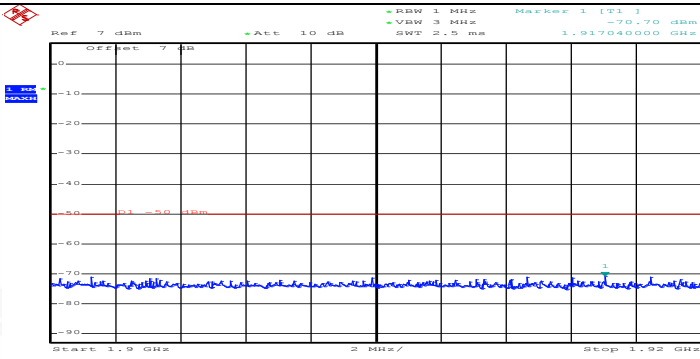
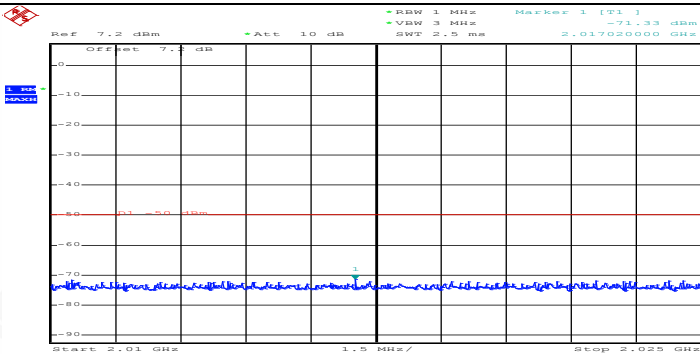
Co-existence	 <p>AAA Date: 21.OCT.2019 13:43:28</p>
Additional	NA

Channel Bandwidth=Highest (20 MHz) QPSK_HCH_1RB#max	
General	 <p>AAA Date: 21.OCT.2019 13:43:37</p>
General	 <p>AAA Date: 21.OCT.2019 13:43:48</p>

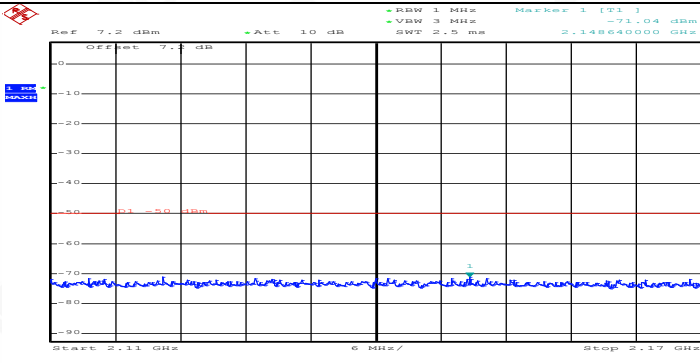
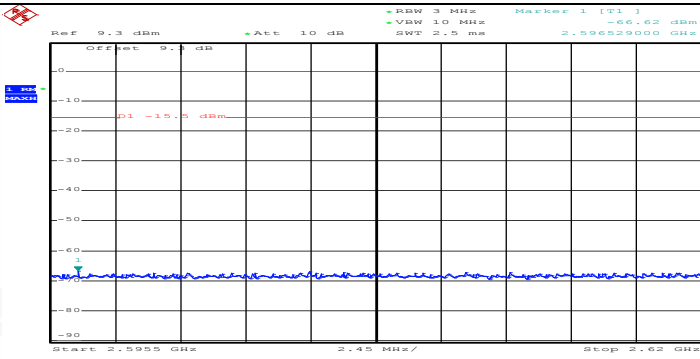
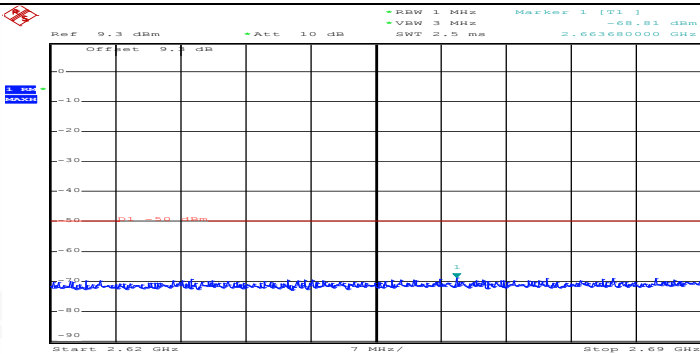
General	 <p>AAA Date: 21.OCT.2019 13:43:56</p>
General	 <p>AAA Date: 21.OCT.2019 13:44:02</p>
General	 <p>AAA Date: 21.OCT.2019 13:44:08</p>

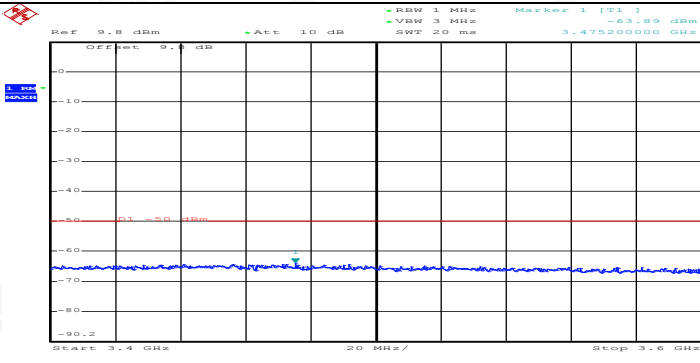
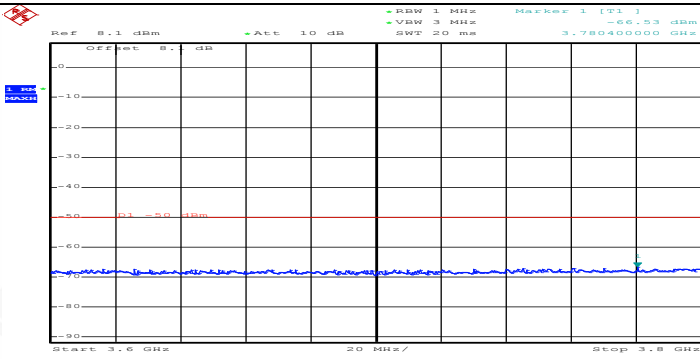


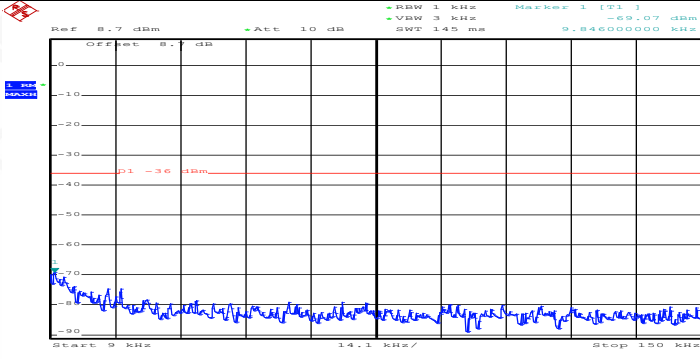
General	 <p>AAA Date: 21.OCT.2019 13:44:17</p>
Co-existence	 <p>AAA Date: 21.OCT.2019 13:44:22</p>
Co-existence	 <p>AAA Date: 21.OCT.2019 13:44:28</p>

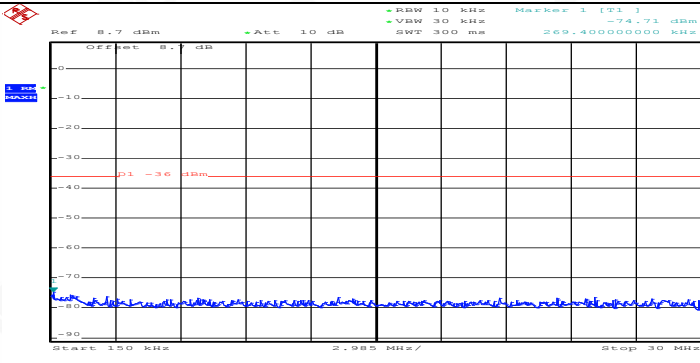
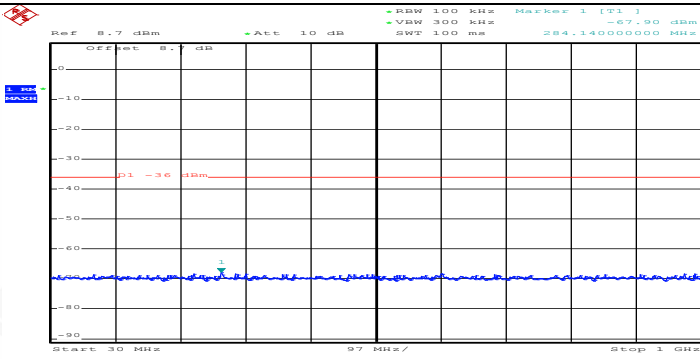
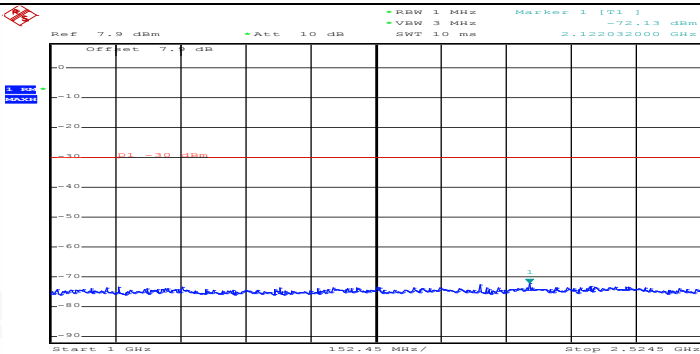
Co-existence	 <p>AAA Date: 21.OCT.2019 13:44:34</p>
Co-existence	 <p>AAA Date: 21.OCT.2019 13:44:39</p>
Co-existence	 <p>AAA Date: 21.OCT.2019 13:44:45</p>

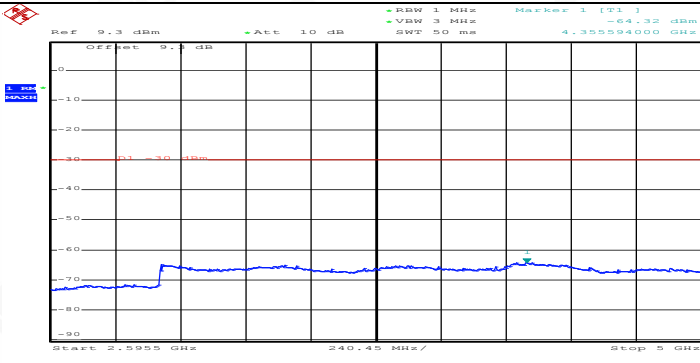
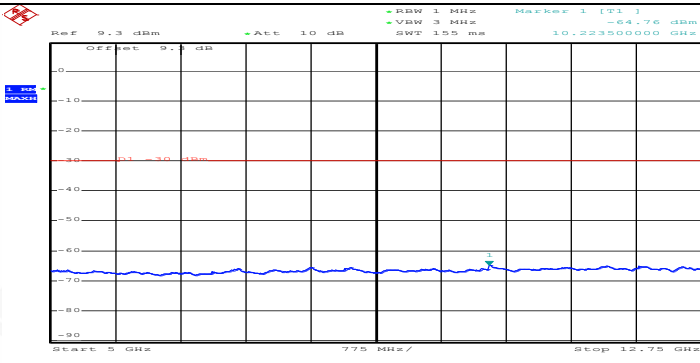
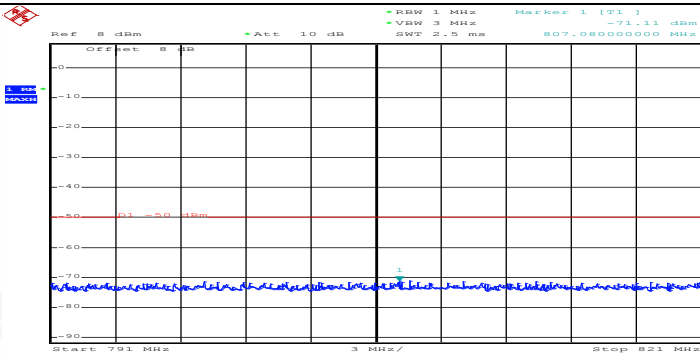


Co-existence	 <p>AAA Date: 21.OCT.2019 13:44:51</p>
Co-existence	 <p>AAA Date: 21.OCT.2019 13:44:56</p>
Co-existence	 <p>AAA Date: 21.OCT.2019 13:45:02</p>

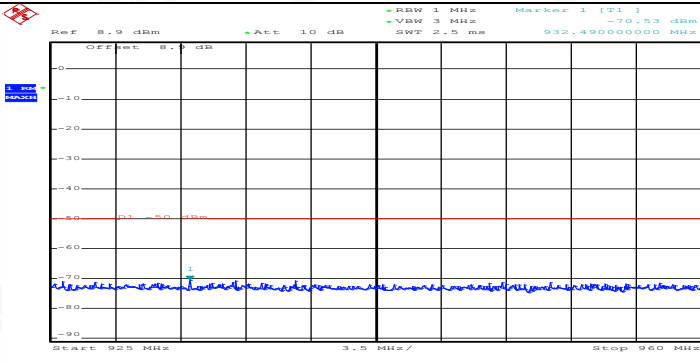
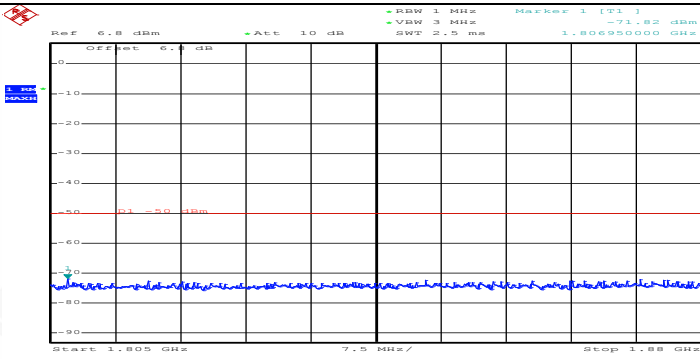
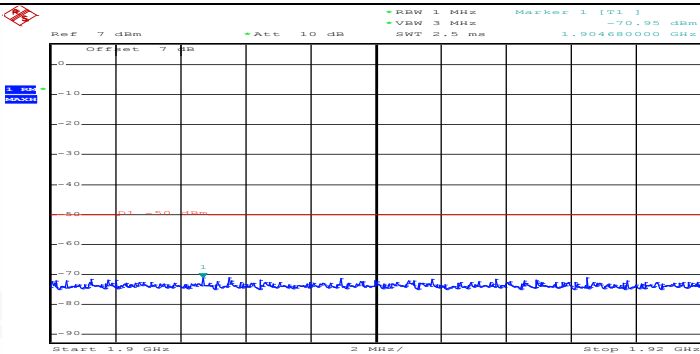
Co-existence	 <p>AAA Date: 21.OCT.2019 13:45:08</p>
Co-existence	 <p>AAA Date: 21.OCT.2019 13:45:13</p>
Additional	NA

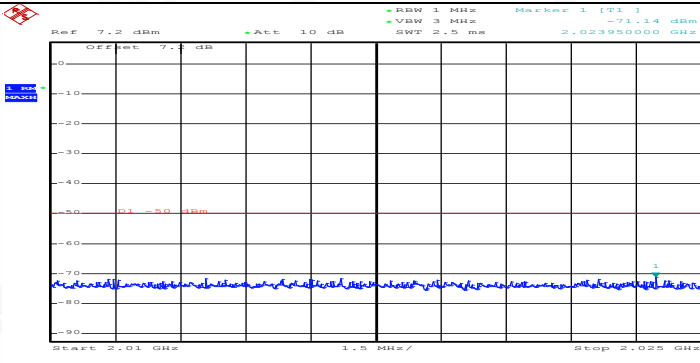
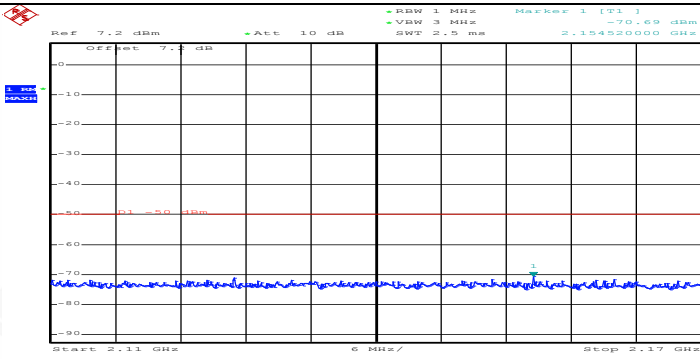
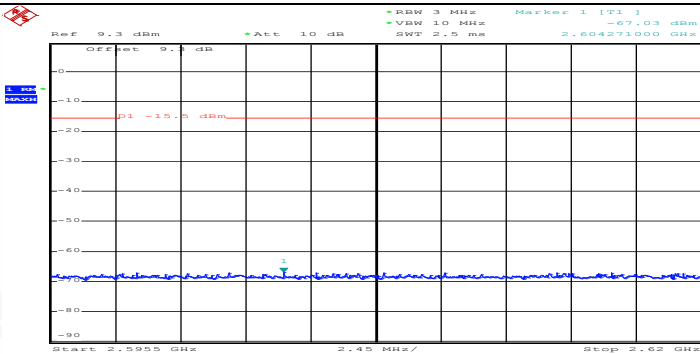
Channel Bandwidth=Highest (20 MHz)_QPSK_HCH_FullIRB#0	
General	 <p>AAA Date: 21.OCT.2019 13:45:26</p>

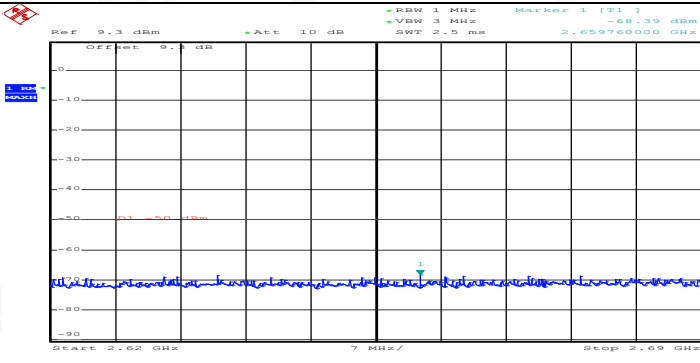
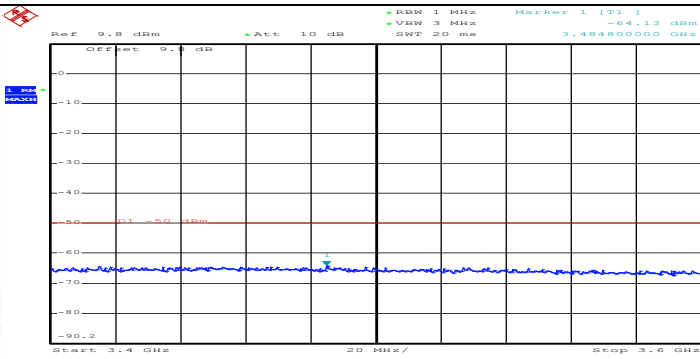
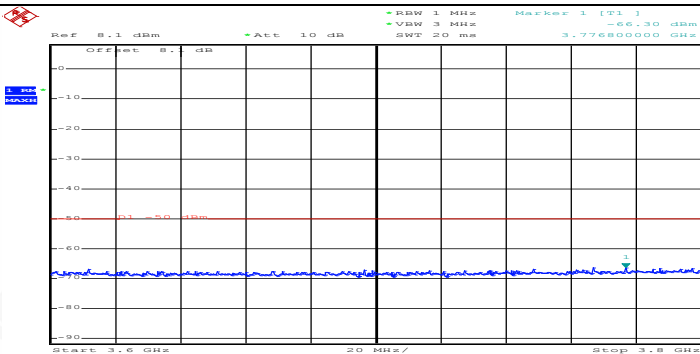
General	 <p>AAA Date: 21.OCT.2019 13:45:38</p>
General	 <p>AAA Date: 21.OCT.2019 13:45:45</p>
General	 <p>AAA Date: 21.OCT.2019 13:45:51</p>

General	 <p>Ref: 9.3 dBm, Att: 10 dB, RBW: 1 MHz, VSW: 3 MHz, SWT: 20 ms, Marker 1: [T1] -64.32 dBm, 4.355594000 GHz</p> <p>Start: 2.5955 GHz, 240.45 MHz, Stop: 5 GHz</p> <p>AAA Date: 21.OCT.2019 13:45:57</p>
General	 <p>Ref: 9.3 dBm, Att: 10 dB, RBW: 1 MHz, VSW: 3 MHz, SWT: 125 ms, Marker 1: [T1] -64.76 dBm, 10.223500000 GHz</p> <p>Start: 5 GHz, 775 MHz, Stop: 12.75 GHz</p> <p>AAA Date: 21.OCT.2019 13:46:06</p>
Co-existence	 <p>Ref: 8 dBm, Att: 10 dB, RBW: 1 MHz, VSW: 3 MHz, SWT: 2.5 ms, Marker 1: [T1] -71.13 dBm, 807.080000000 MHz</p> <p>Start: 791 MHz, 3 MHz, Stop: 821 MHz</p> <p>AAA Date: 21.OCT.2019 13:46:11</p>



Co-existence	 <p>AAA Date: 21.OCT.2019 13:46:17</p>
Co-existence	 <p>AAA Date: 21.OCT.2019 13:46:23</p>
Co-existence	 <p>AAA Date: 21.OCT.2019 13:46:28</p>

Co-existence	 <p>AAA Date: 21.OCT.2019 13:46:34</p>
Co-existence	 <p>AAA Date: 21.OCT.2019 13:46:47</p>
Co-existence	 <p>AAA Date: 21.OCT.2019 13:46:53</p>

Co-existence	 <p>AAA Date: 21.OCT.2019 13:46:59</p>
Co-existence	 <p>AAA Date: 21.OCT.2019 13:47:04</p>
Co-existence	 <p>AAA Date: 21.OCT.2019 13:47:10</p>
Additional	NA

## 6. Receiver Spurious Emissions

### Test Result

NTNV

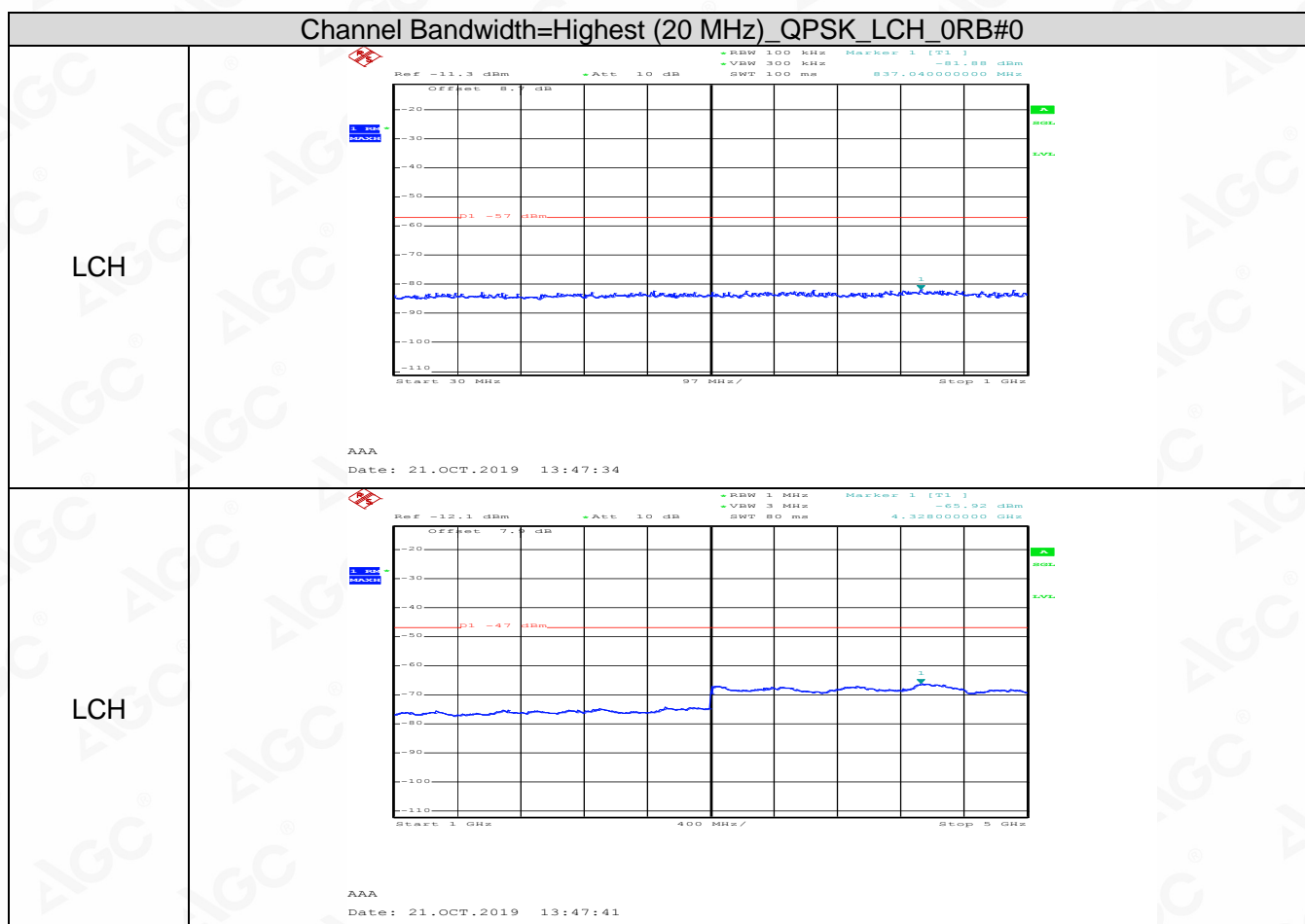
Channel Bandwidth=Highest

Condition	Modulation	Channel Bandwidth	Channel	RB allocation		Verdict
				RB Size	RB Offset	
Normal	QPSK	20 MHz	Low range	0	0	Pass
			Mid range	0	0	Pass
			High range	0	0	Pass

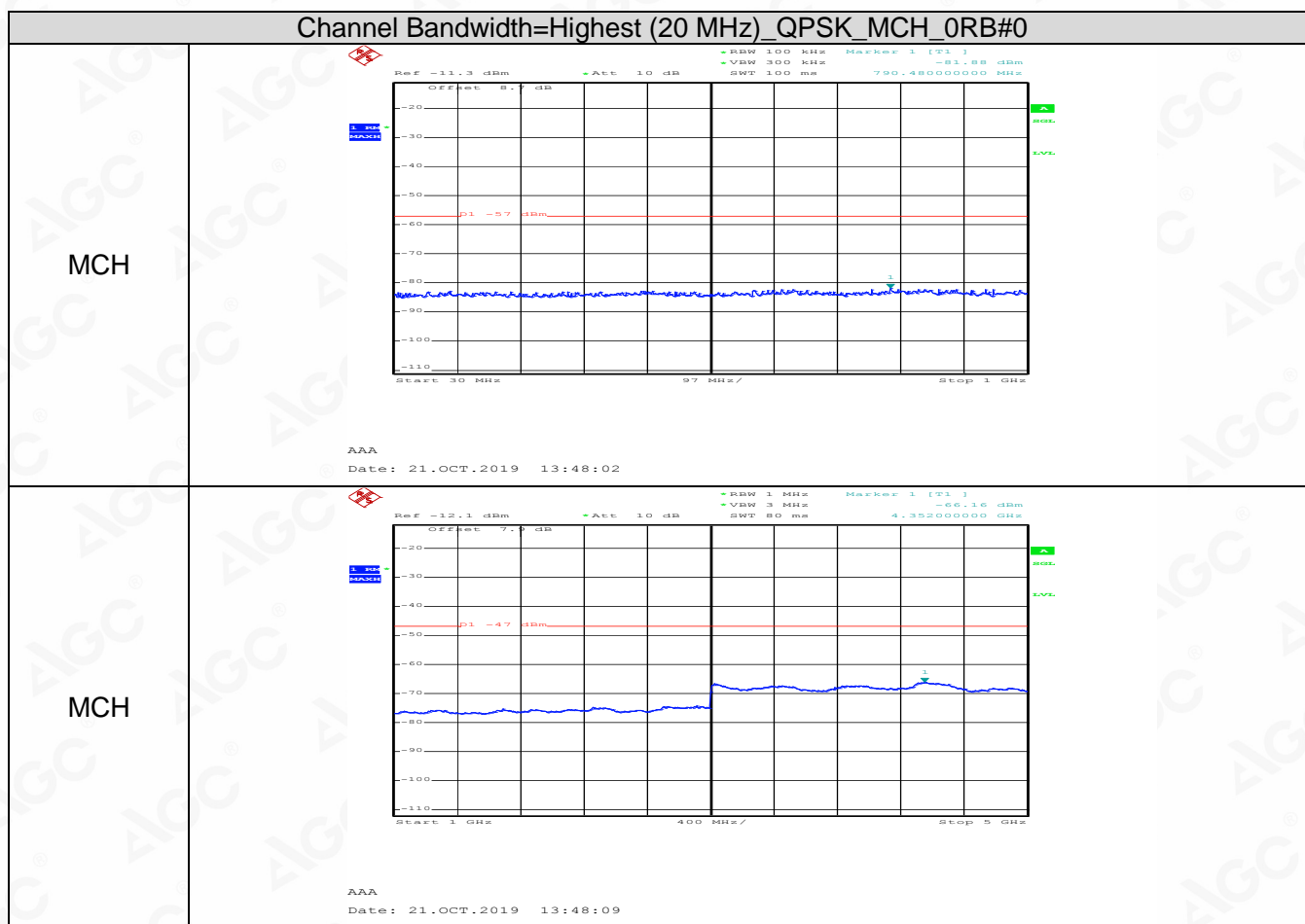
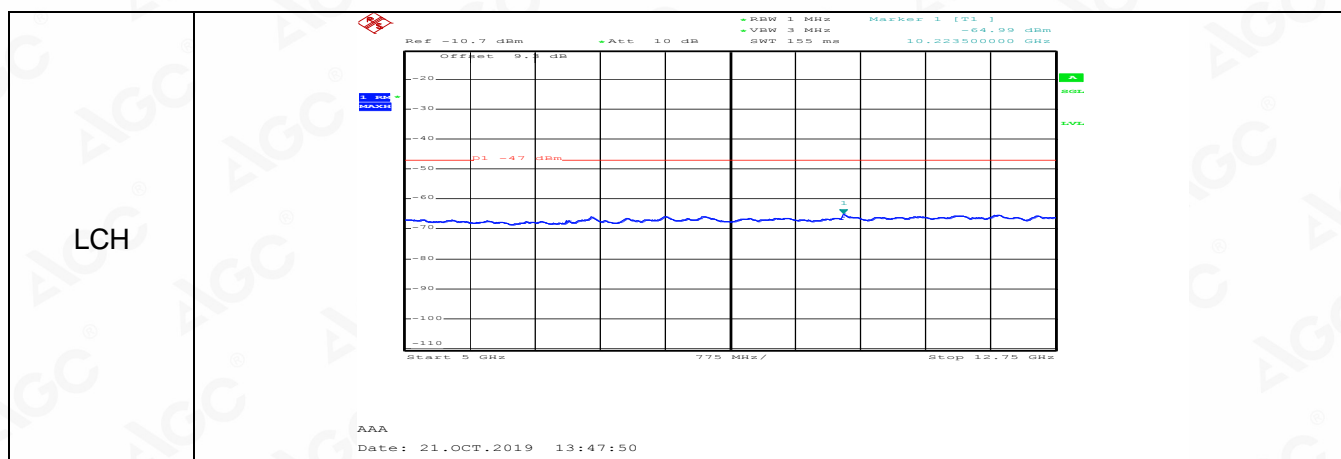
### Test Graphs

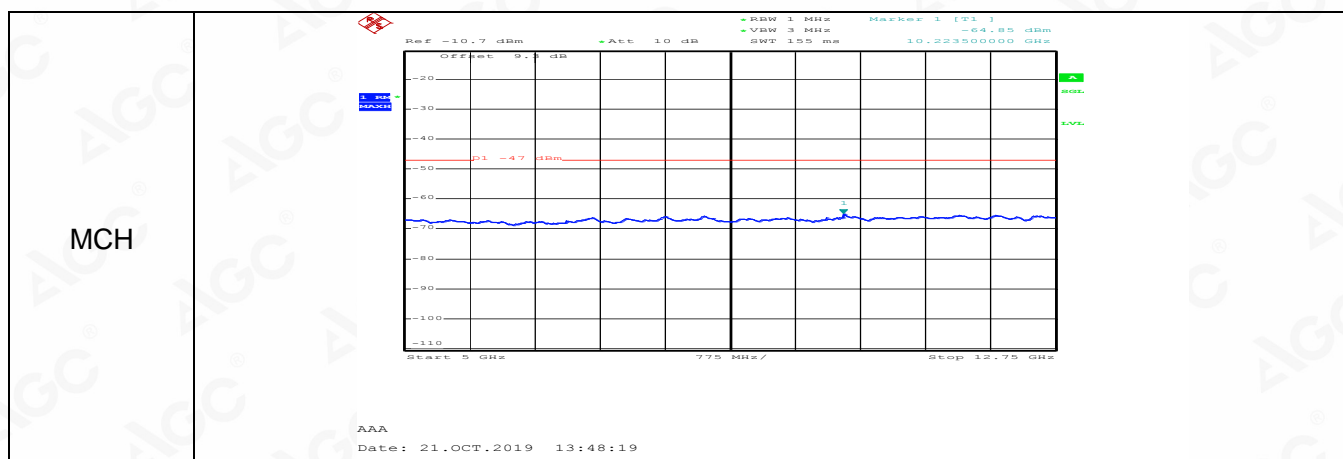
NTNV

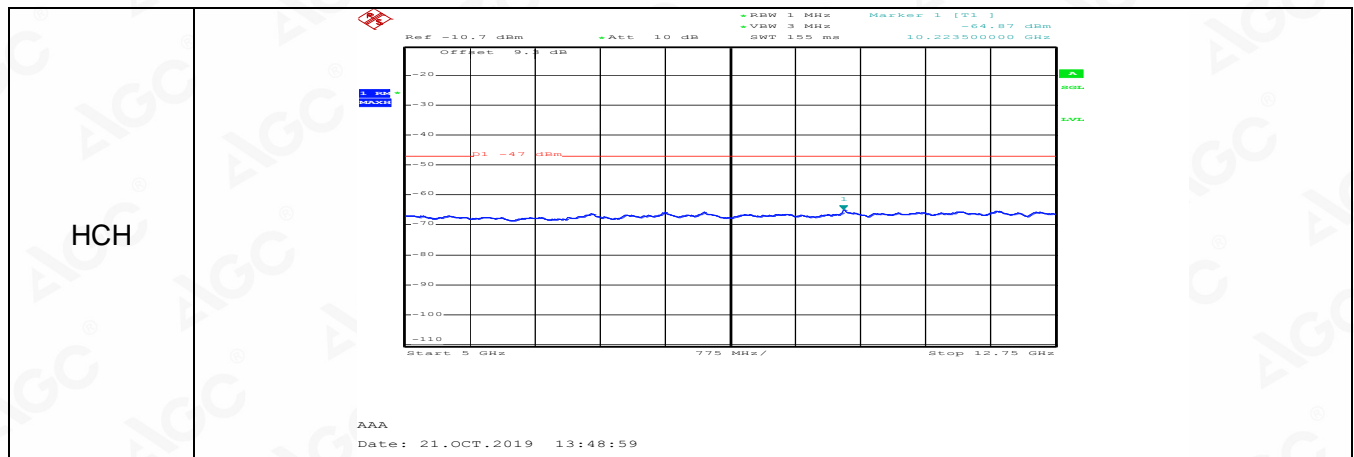
Channel Bandwidth=Highest











Attestation of Global Compliance

Attestation of Global Compliance(Shenzhen)Co.,Ltd.

Add: 2/F., Building 2,Sanwei Chaxi Industrial Park, Sanwei Community,  
Hangcheng Street, Bao'an District, Shenzhen, Guangdong, China

Tel: +86-755 2523 4088

E-mail: agc@agc-cert.com

Service Hotline:400 089 2118

## 7. Radiated spurious emissions - MS in idle mode

### Test Result

NTNV

Channel Bandwidth=Highest= (20 MHz)

Frequency	Modulation	RBW	Max .Level (dbm)	Test Conditions=TNVN		
				Test Channel		
				LCH	MCH	HCH
$30 \text{ MHz} \leq f < 1 \text{ GHz}$	QPSK	100 kHz	-57	-84.85	-86.26	-86.22
$1 \text{ GHz} \leq f \leq 5 \text{ GHz}$		1 MHz	-47	-74.44	-72.30	-72.58
$5 \text{ GHz} \leq f \leq 12.75 \text{ GHz}$		1 MHz	-47	-76.58	-71.32	-73.19
Verdict	PASS					



Attestation of Global Compliance

Attestation of Global Compliance(Shenzhen)Co.,Ltd.

Add: 2/F., Building 2, Sanwei Chaxi Industrial Park, Sanwei Community,  
Hangcheng Street, Bao'an District, Shenzhen, Guangdong, China

Tel: +86-755 2523 4088

E-mail: agc@agc-cert.com

Service Hotline: 400 089 2118



## 8. Receiver Adjacent Channel Selectivity (ACS)

### Test Results

The equipment **passed** the requirement of this clause.

Test Environment			NC		
Test Frequencies			Mid range		
Test Channel Bandwidths			Lowest, 5MHz, Highest 20MHz		
Test Parameters for Channel Bandwidths					
	Downlink Configuration		Uplink Configuration		
Ch BW	Mod' n	RB allocation	Mod' n	RB allocation	CASE 1
		FDD		FDD	Throughput Limit
5MHz	QPSK	Full	QPSK	25	≥ 95 %
10MHz	QPSK	Full	QPSK	15,20,25	≥ 95 %
20MHz	QPSK	Full	QPSK	100	≥ 95 %
Verdict	Pass				
Ch BW	Mod' n	RB allocation	Mod' n	RB allocation	CASE 2
		FDD		FDD	Throughput Limit
5MHz	QPSK	Full	QPSK	25	≥ 95 %
10MHz	QPSK	Full	QPSK	15,20,25	≥ 95 %
20MHz	QPSK	Full	QPSK	100	≥ 95 %
Verdict	Pass				



## 9. Receiver blocking characteristics

### Test Results

The equipment **passed** the requirement of this clause.

#### In-Band Blocking

Test Environment			NC		
Test Frequencies			Mid range		
Test Channel Bandwidths			Lowest, 5MHz, Highest 20MHz		
Test Parameters for Channel Bandwidths					
	Downlink Configuration		Uplink Configuration		CASE1
Ch BW	Mod' n	RB allocation	Mod' n	RB allocation	Throughput Limit
		FDD		FDD	
5MHz	QPSK	Full	QPSK	25	≥ 95 %
10MHz	QPSK	Full	QPSK	15,20,25	≥ 95 %
20MHz	QPSK	Full	QPSK	100	≥ 95 %
Verdict	Pass				

#### In-Band Blocking

	Downlink Configuration		Uplink Configuration		CASE2
Ch BW	Mod' n	RB allocation	Mod' n	RB allocation	Throughput Limit
		FDD		FDD	
5MHz	QPSK	Full	QPSK	25	≥ 95 %
10MHz	QPSK	Full	QPSK	15,20,25	≥ 95 %
20MHz	QPSK	Full	QPSK	100	≥ 95 %
Verdict	Pass				

### Out-of Band Blocking

Test Environment			NC		
Test Frequencies			Low range for FInterferer below FDL_low High range for FInterferer above FDL_high		
Test Channel Bandwidths			Lowest, 5MHz, Highest 20MHz		
Test Parameters for Channel Bandwidths					
	Downlink Configuration		Uplink Configuration		RANGE1/RANGE2/RANGE3
Ch BW	Mod' n	RB allocation	Mod' n	RB allocation	Throughput Limit
		FDD		FDD	
5MHz	QPSK	Full	QPSK	25	≥ 95 %
10MHz	QPSK	Full	QPSK	15,20,25	≥ 95 %
20MHz	QPSK	Full	QPSK	100	≥ 95 %
Verdict	Pass				

### Narrow Band

Test Environment		NC			
Test Frequencies		Mid range			
Test Channel Bandwidths		Lowest, 5MHz, Highest 20MHz			
Test Parameters for Channel Bandwidths					
	Downlink Configuration		Uplink Configuration		
Ch BW	Mod' n	RB allocation	Mod' n	RB allocation	Throughput Limit
		FDD		FDD	
5MHz	QPSK	Full	QPSK	25	≥ 95 %
10MHz	QPSK	Full	QPSK	15,20,25	≥ 95 %
20MHz	QPSK	Full	QPSK	100	≥ 95 %
Verdict	Pass				



## 10. Receiver Spurious Response

### test Results

The equipment **passed** the requirement of this clause.

Test Environment			NC		
Test Frequencies			Mid range		
Test Channel Bandwidths			Lowest, 5MHz, Highest 20MHz		
Test Parameters for Channel Bandwidths					
	Downlink Configuration		Uplink Configuration		
Ch BW	Mod' n	RB allocation	Mod' n	RB allocation	CASE 1
		FDD		FDD	Throughput Limit
5MHz	QPSK	Full	QPSK	25	≥ 95 %
10MHz	QPSK	Full	QPSK	15,20,25	≥ 95 %
20MHz	QPSK	Full	QPSK	100	≥ 95 %
Verdict	Pass				
Ch BW	Mod' n	RB allocation	Mod' n	RB allocation	CASE 2
		FDD		FDD	Throughput Limit
5MHz	QPSK	Full	QPSK	25	≥ 95 %
10MHz	QPSK	Full	QPSK	15,20,25	≥ 95 %
20MHz	QPSK	Full	QPSK	100	≥ 95 %
Verdict	Pass				





## 11. Receiver Intermodulation Characteristics

### Test Results

The equipment **passed** the requirement of this clause.

Test Band			Band 7			
Test Environment			NC			
Test Frequencies			Mid range			
Test Channel Bandwidths			Lowest, 5MHz, Highest 20MHz			
Test Parameters for Channel Bandwidths						
	Downlink Configuration		Uplink Configuration			
Ch BW	Mod' n	RB allocation	Mod' n	RB allocation	Meas. Throughput	Throughput Limit
		FDD		FDD		
5MHz	QPSK	Full	QPSK	25	PASS	≥ 95 %
10MHz	QPSK	Full	QPSK	15,20,25	PASS	≥ 95 %
20MHz	QPSK	Full	QPSK	100	PASS	≥ 95 %
Verdict	Pass					



## 12. Receiver Reference Sensitivity Level

### Test Results

	TestEnvironment			NC			
	Test Frequencies			Midrange			
	TestChannelBandwidths			Lowest,5MHz,Highest 20MHz			
	Test Parameters for Channel Bandwidths						
		DownlinkConfiguration		Uplink Configuration			
	Ch BW	Mod' n	RB allocation	Mod' n	RB allocation	Meas. Throughput	Throughput Limit
			FDD		FDD		
TNVN	5MHz	QPSK	Full	QPSK	25	PASS	≥ 95 %
	10MHz	QPSK	Full	QPSK	15,20,25	PASS	≥ 95 %
	20MHz	QPSK	Full	QPSK	100	PASS	≥ 95 %
	Verdict	Pass					
TL,VL	5MHz	QPSK	Full	QPSK	25	PASS	≥ 95 %
	10MHz	QPSK	Full	QPSK	15,20,25	PASS	≥ 95 %
	20MHz	QPSK	Full	QPSK	100	PASS	≥ 95 %
	Verdict	Pass					
TL,VH	5MHz	QPSK	Full	QPSK	25	PASS	≥ 95 %
	10MHz	QPSK	Full	QPSK	15,20,25	PASS	≥ 95 %
	20MHz	QPSK	Full	QPSK	100	PASS	≥ 95 %
	Verdict	Pass					



## Appendix D for Band 8

### 1. Transmitter Maximum Output Power

#### Test Result

Note: All the modes had been tested, but only the worst data recorded in the report.

NTNV

**Channel Bandwidth=Lowest (1.4 MHz)**

Channel Bandwidth=Lowest (1.4 MHz)							
Condition	Modulation	Channel Bandwidth	Channel	RB allocation		Average Power (dBm)	Verdict
				RB Size	RB Offset		
Normal	QPSK	1.4 MHz	Low range	1	0	24.17	Pass
					max	24.16	Pass
				Partial	0	24.28	Pass
					max	24.29	Pass
			Mid range	1	0	24.16	Pass
					max	24.17	Pass
				Partial	0	24.24	Pass
					max	24.23	Pass
			High range	1	0	24.44	Pass
					max	24.44	Pass
				Partial	0	24.59	Pass
					max	24.65	Pass

**Channel Bandwidth= (5 MHz)**

Channel Bandwidth= (5 MHz)							
Condition	Modulation	Channel Bandwidth	Channel	RB allocation		Average Power (dBm)	Verdict
				RB Size	RB Offset		
Normal	QPSK	5MHz	Low range	1	0	24.13	Pass
					max	24.13	Pass
				Partial	0	24.16	Pass
					max	24.18	Pass
			Mid range	1	0	24.14	Pass
					max	24.16	Pass
				Partial	0	24.19	Pass
					max	24.20	Pass
			High range	1	0	24.35	Pass
					max	24.36	Pass
				Partial	0	24.53	Pass
					max	24.47	Pass

**Channel Bandwidth=Highest (10 MHz)**

Channel Bandwidth=Highest (10 MHz)							
Condition	Modulation	Channel Bandwidth	Channel	RB allocation		Average Power (dBm)	Verdict
				RB Size	RB Offset		
Normal	QPSK	10 MHz	Low range	1	0	24.11	Pass
					max	24.13	Pass
				Partial	0	24.18	Pass
					max	24.15	Pass
			Mid range	1	0	24.16	Pass
					max	24.14	Pass
				Partial	0	24.16	Pass
					max	24.21	Pass
			High range	1	0	24.38	Pass
					max	24.38	Pass
				Partial	0	24.44	Pass
					max	24.39	Pass



**Attestation of Global Compliance**

Attestation of Global Compliance(Shenzhen)Co.,Ltd.

Add: 2/F., Building 2, Sanwei Chaxi Industrial Park, Sanwei Community,  
Hangcheng Street, Bao'an District, Shenzhen, Guangdong, China

Tel: +86-755 2523 4088

E-mail: agc@agc-cert.com

Service Hotline: 400 089 2118



## 2. Transmitter Minimum Output Power

### Test Result

Note: All the modes had been tested, but only the worst data recorded in the report.

NTNV

**Channel Bandwidth=Lowest (1.4 MHz)**

Channel Bandwidth=Lowest (1.4 MHz)							
Condition	Modulation	Channel Bandwidth	Channel	RB allocation		Average Power (dBm)	Verdict
				RB Size	RB Offset		
Normal	QPSK	1.4 MHz	Low range	Full	0	-49.42	Pass
			Mid range	Full	0	-51.13	Pass
			High range	Full	0	-50.85	Pass

**Channel Bandwidth= (5 MHz)**

Channel Bandwidth= (5 MHz)							
Condition	Modulation	Channel Bandwidth	Channel	RB allocation		Average Power (dBm)	Verdict
				RB Size	RB Offset		
Normal	QPSK	5MHz	Low range	Full	0	-51.49	Pass
			Mid range	Full	0	-51.11	Pass
			High range	Full	0	-50.90	Pass

**Channel Bandwidth=Highest (10 MHz)**

Channel Bandwidth=Highest (10 MHz)							
Condition	Modulation	Channel Bandwidth	Channel	RB allocation		Average Power (dBm)	Verdict
				RB Size	RB Offset		
Normal	QPSK	10 MHz	Low range	Full	0	-51.09	Pass
			Mid range	Full	0	-50.88	Pass
			High range	Full	0	-50.52	Pass

### 3. Transmitter Spectrum Emission Mask

#### Test Result

NTNV

Channel Bandwidth=Lowest (1.4 MHz)

Channel Bandwidth=Lowest (1.4 MHz)							
Condition	Modulation	Channel Bandwidth	Channel	RB allocation		UE output power	Verdict
				RB Size	RB Offset		
Normal	QPSK	1.4 MHz	Low range	Partial	0	PUMAX	Pass
					max	PUMAX	Pass
				Full	0	PUMAX	Pass
			Mid range	Partial	0	PUMAX	Pass
					max	PUMAX	Pass
				Full	0	PUMAX	Pass
			High range	Partial	0	PUMAX	Pass
					max	PUMAX	Pass
				Full	0	PUMAX	Pass
	16QAM		Low range	Partial	0	PUMAX	Pass
					max	PUMAX	Pass
				Full	0	PUMAX	Pass
			Mid range	Partial	0	PUMAX	Pass
					max	PUMAX	Pass
				Full	0	PUMAX	Pass
			High range	Partial	0	PUMAX	Pass
					max	PUMAX	Pass
				Full	0	PUMAX	Pass

Channel Bandwidth= (5 MHz)

Channel Bandwidth= (5 MHz)							
Condition	Modulation	Channel Bandwidth	Channel	RB allocation		UE output power	Verdict
				RB Size	RB Offset		
Normal	QPSK	5 MHz	Low range	Partial	0	PUMAX	Pass
					max	PUMAX	Pass
				Full	0	PUMAX	Pass
			Mid range	Partial	0	PUMAX	Pass
					max	PUMAX	Pass
				Full	0	PUMAX	Pass
			High range	Partial	0	PUMAX	Pass
					max	PUMAX	Pass
	16QAM		Low range	Partial	0	PUMAX	Pass



Attestation of Global Compliance

Attestation of Global Compliance(Shenzhen)Co.,Ltd.

Add: 2/F., Building 2, Sanwei Chaxi Industrial Park, Sanwei Community,  
Hangcheng Street, Bao'an District, Shenzhen, Guangdong, China

Tel: +86-755 2523 4088

E-mail: agc@agc-cert.com

Service Hotline: 400 089 2118

					max	PUMAX	Pass
				Full	0	PUMAX	Pass
			Mid range	Partial	0	PUMAX	Pass
					max	PUMAX	Pass
				Full	0	PUMAX	Pass
			High range	Partial	0	PUMAX	Pass
					max	PUMAX	Pass
				Full	0	PUMAX	Pass

### Channel Bandwidth=Highest (10 MHz)

Channel Bandwidth=Highest (10 MHz)							
Condition	Modulation	Channel Bandwidth	Channel	RB allocation		UE output power	Verdict
				RB Size	RB Offset		
Normal	QPSK	10 MHz	Low range	Partial	0	PUMAX	Pass
					max	PUMAX	Pass
				Full	0	PUMAX	Pass
			Mid range	Partial	0	PUMAX	Pass
					max	PUMAX	Pass
				Full	0	PUMAX	Pass
			High range	Partial	0	PUMAX	Pass
					max	PUMAX	Pass
				Full	0	PUMAX	Pass
	16QAM		Low range	Partial	0	PUMAX	Pass
					max	PUMAX	Pass
				Full	0	PUMAX	Pass
			Mid range	Partial	0	PUMAX	Pass
					max	PUMAX	Pass
				Full	0	PUMAX	Pass
			High range	Partial	0	PUMAX	Pass
					max	PUMAX	Pass
				Full	0	PUMAX	Pass








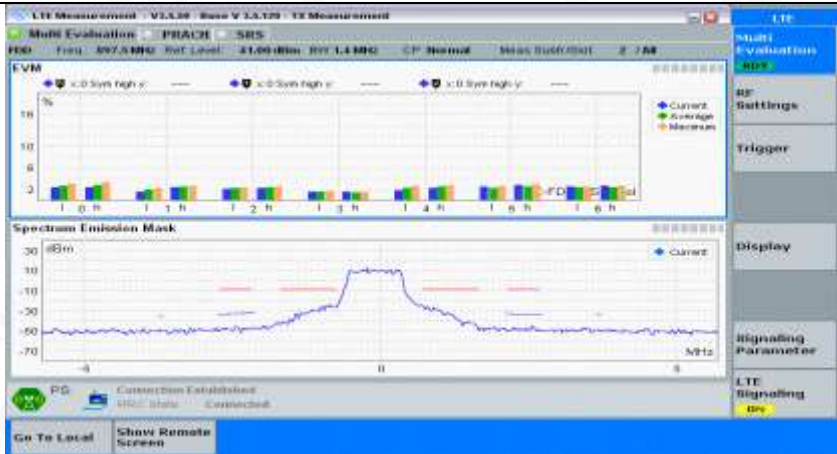
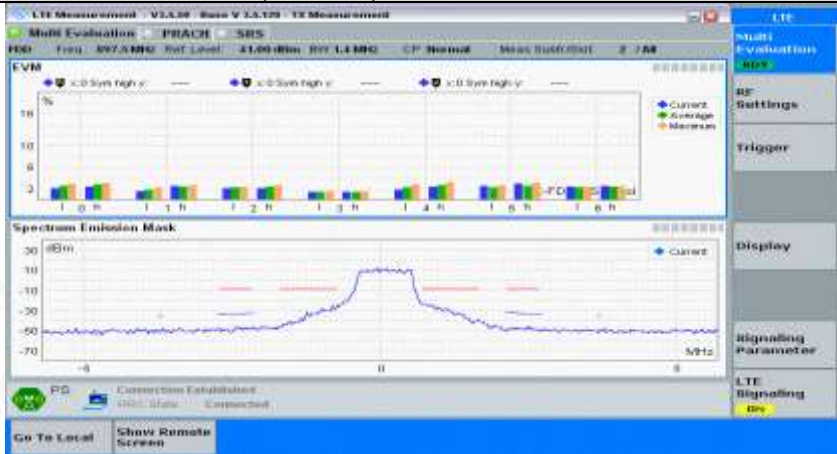
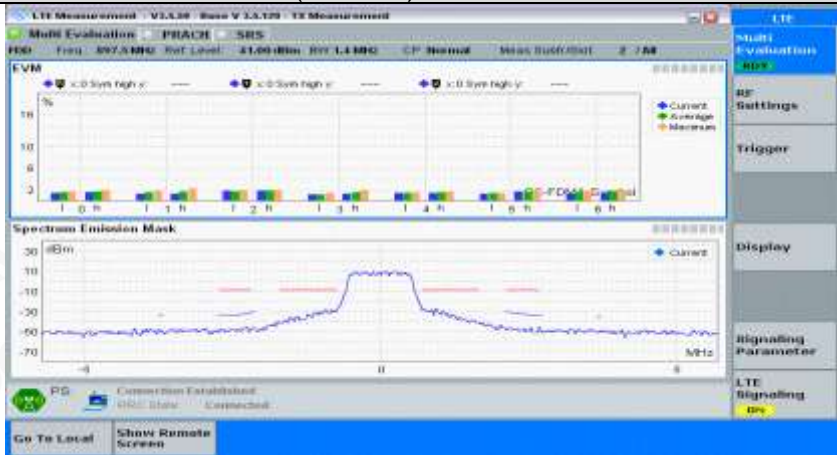
## Test Graphs

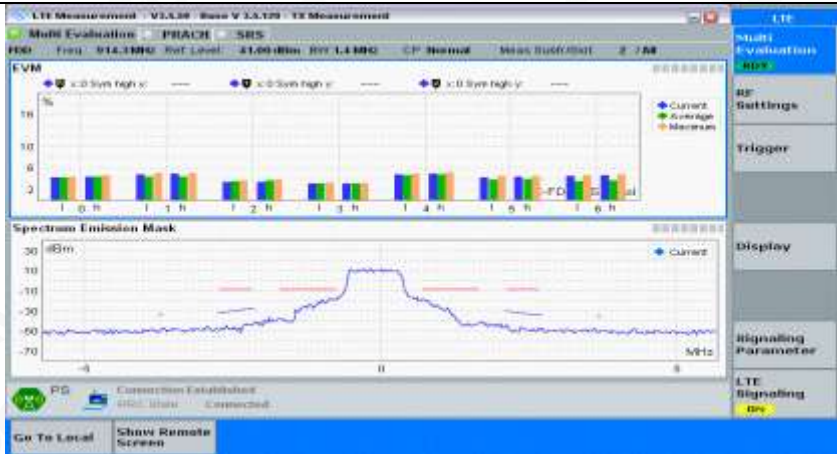
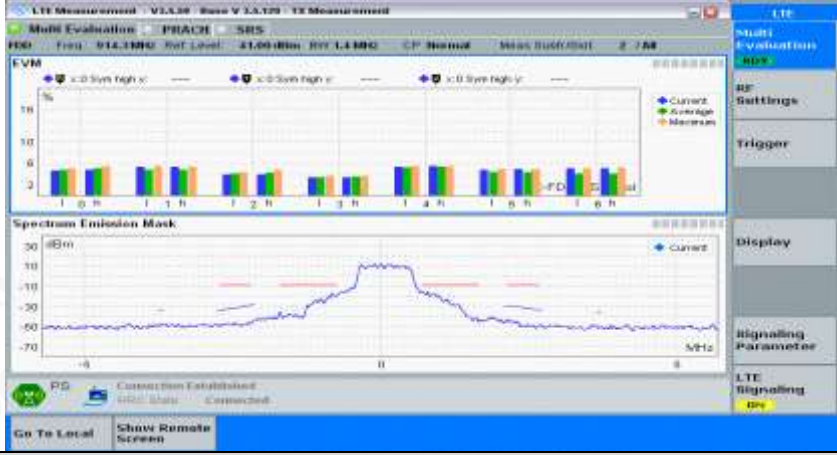

NTNV

Channel Bandwidth=Lowest (1.4 MHz)

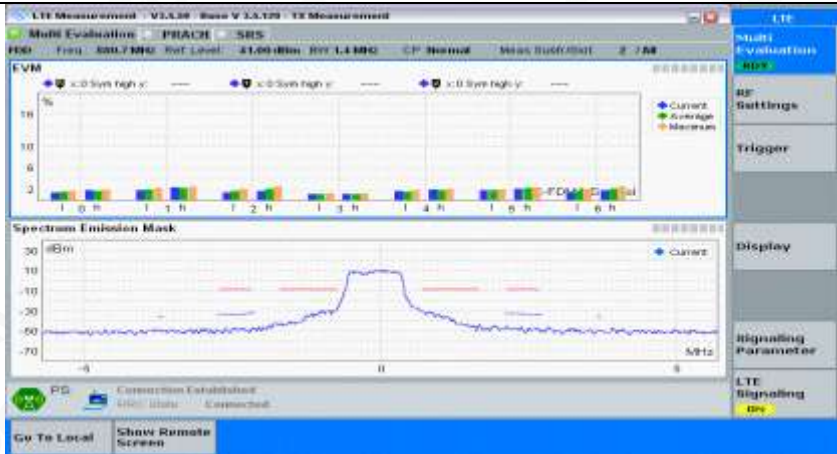
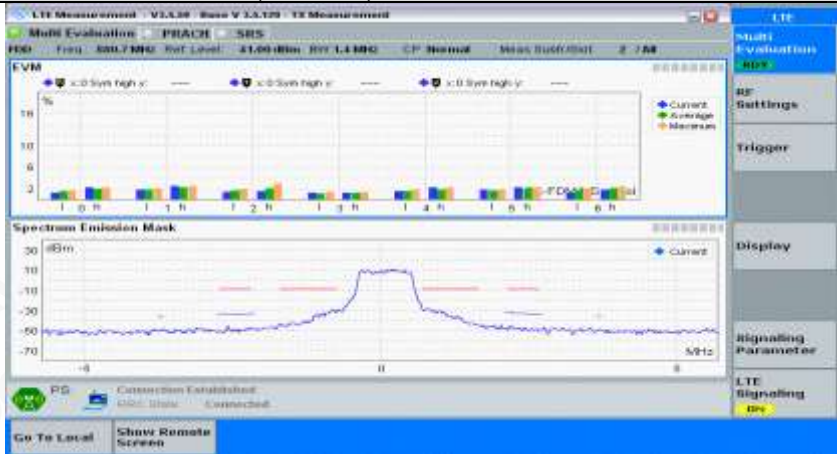
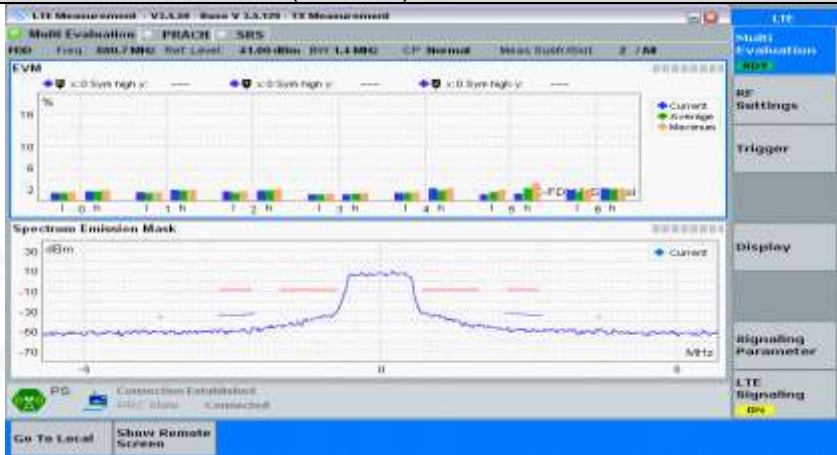
Channel Bandwidth=Lowest (1.4 MHz)_QPSK_LCH_PartialRB#0	
QPSK	
Channel Bandwidth=Lowest (1.4 MHz)_QPSK_LCH_PartialRB#max	
QPSK	
Channel Bandwidth=Lowest (1.4 MHz)_QPSK_LCH_FullRB#0	
QPSK	
Channel Bandwidth=Lowest (1.4 MHz)_QPSK_MCH_PartialRB#0	

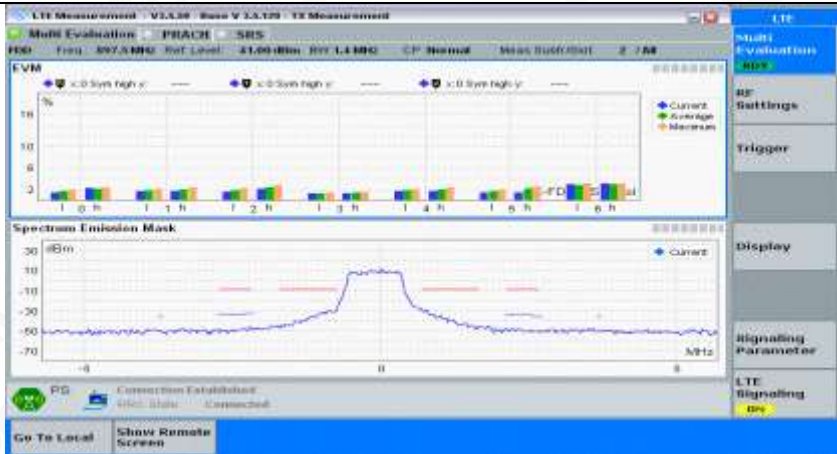
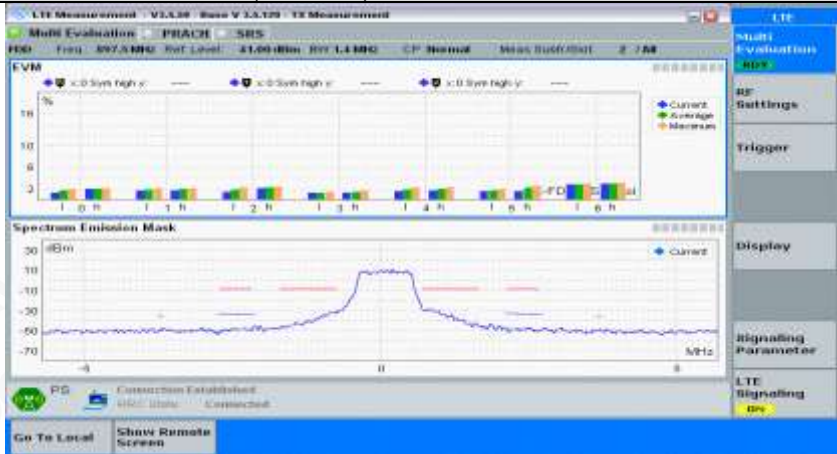
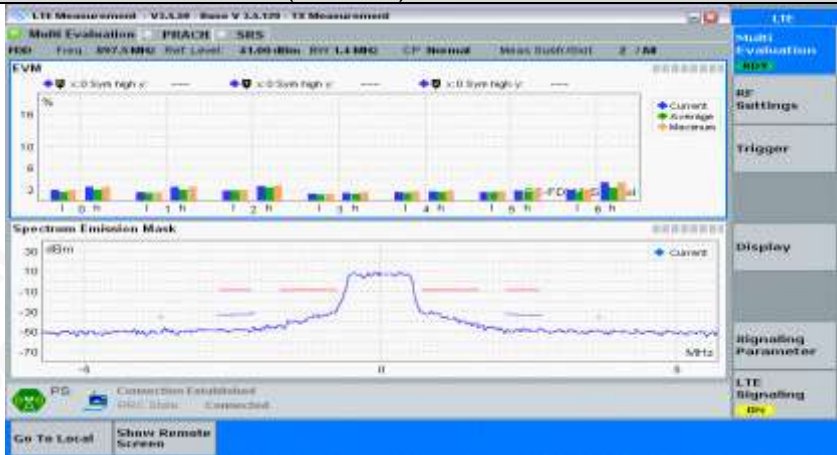


QPSK	
Channel Bandwidth=Lowest (1.4 MHz)_QPSK_MCH_PartialRB#max	
QPSK	
Channel Bandwidth=Lowest (1.4 MHz)_QPSK_MCH_FullRB#0	
QPSK	
Channel Bandwidth=Lowest (1.4 MHz)_QPSK_HCH_PartialRB#0	

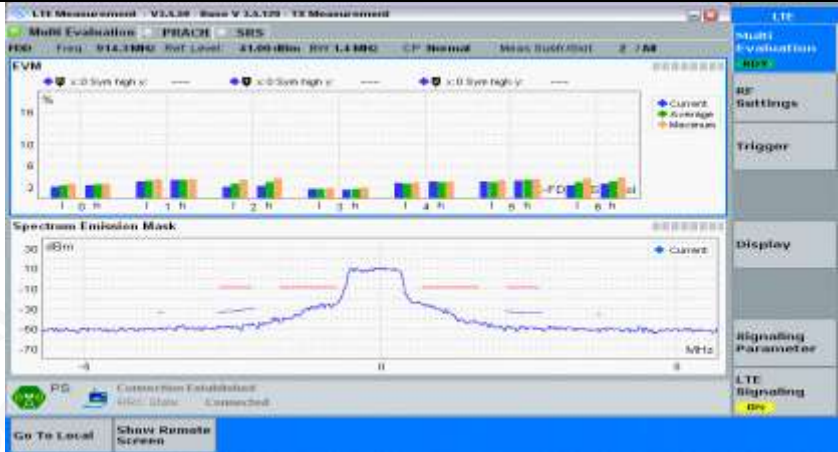
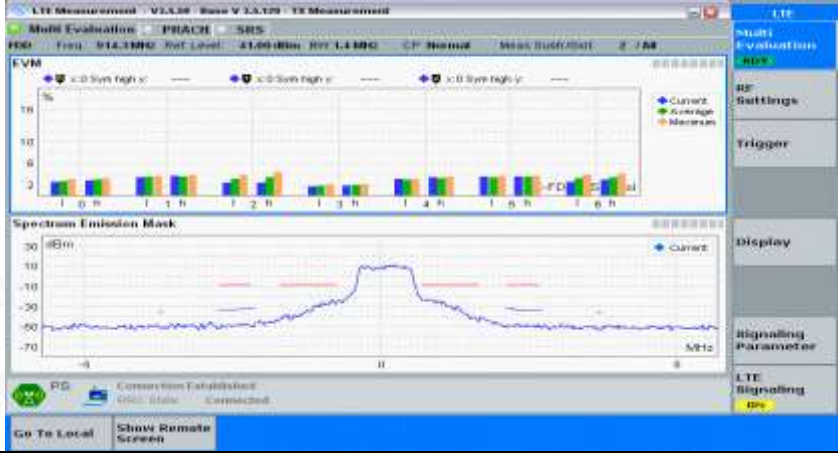
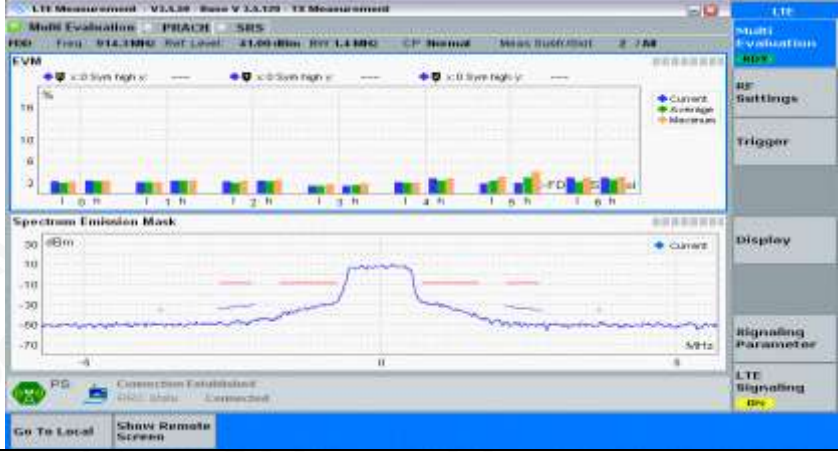
QPSK	
Channel Bandwidth=Lowest (1.4 MHz)_QPSK_HCH_PartialRB#max	
QPSK	
Channel Bandwidth=Lowest (1.4 MHz)_QPSK_HCH_FullRB#0	
QPSK	
Channel Bandwidth=Lowest (1.4 MHz)_16QAM_LCH_PartialRB#0	



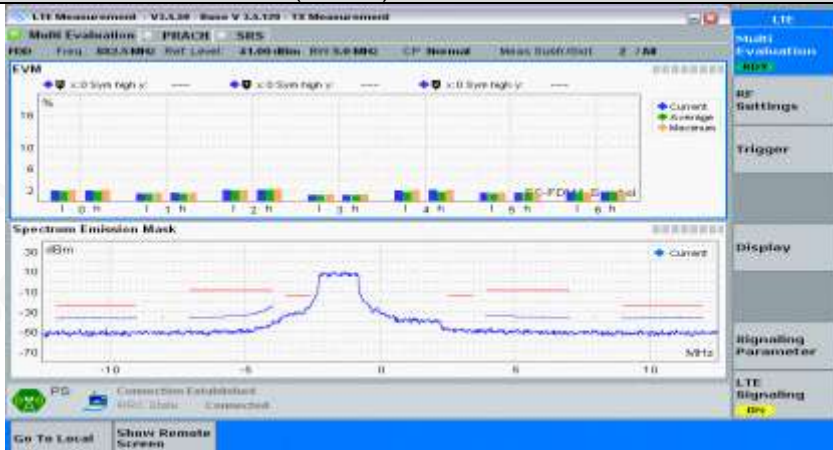

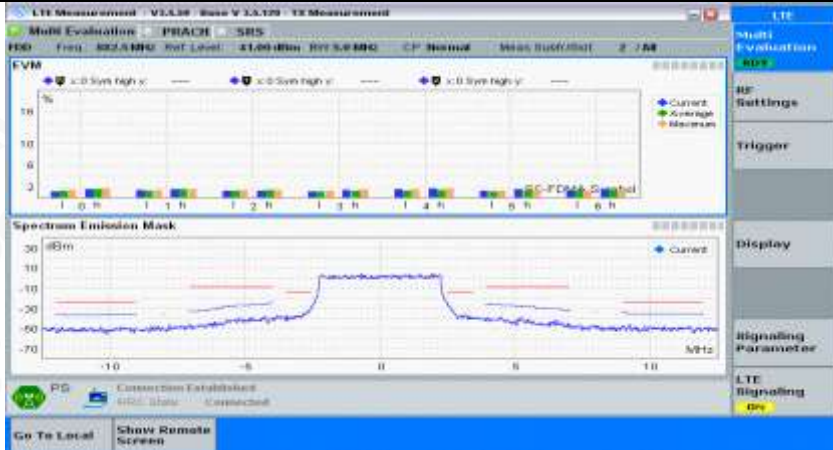
16QAM	
Channel Bandwidth=Lowest (1.4 MHz)_16QAM_LCH_PartialRB#max	
16QAM	
Channel Bandwidth=Lowest (1.4 MHz)_16QAM_LCH_FullRB#0	
16QAM	
Channel Bandwidth=Lowest (1.4 MHz)_16QAM_MCH_PartialRB#0	

16QAM	
Channel Bandwidth=Lowest (1.4 MHz)_16QAM_MCH_PartialRB#max	
16QAM	
Channel Bandwidth=Lowest (1.4 MHz)_16QAM_MCH_FullRB#0	
16QAM	
Channel Bandwidth=Lowest (1.4 MHz)_16QAM_HCH_PartialRB#0	



16QAM	
Channel Bandwidth=Lowest (1.4 MHz)_16QAM_HCH_PartialRB#max	
16QAM	
Channel Bandwidth=Lowest (1.4 MHz)_16QAM_HCH_FullRB#0	
16QAM	

Channel Bandwidth= (5 MHz)

Channel Bandwidth=Lowest (5 MHz)_QPSK_LCH_PartialRB#0	
QPSK	
Channel Bandwidth=Lowest (5 MHz)_QPSK_LCH_PartialRB#max	
QPSK	
Channel Bandwidth=Lowest (5 MHz)_QPSK_LCH_FullIRB#0	
QPSK	
Channel Bandwidth=Lowest (5 MHz)_QPSK_MCH_PartialRB#0	



Attestation of Global Compliance

Attestation of Global Compliance(Shenzhen)Co.,Ltd.

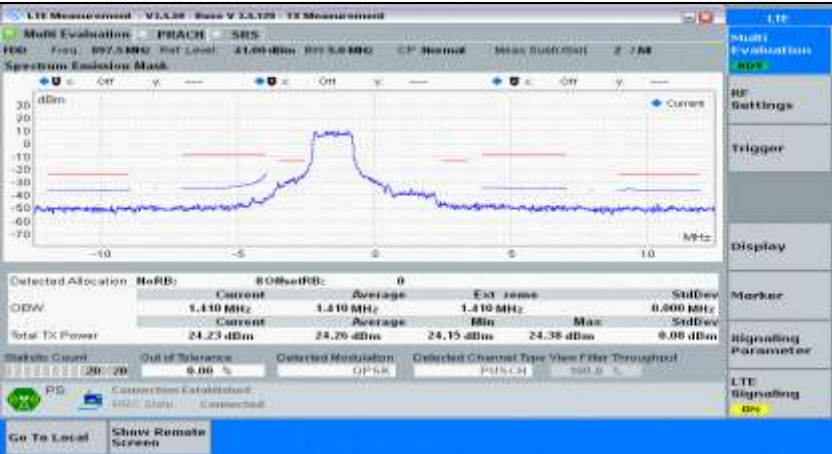
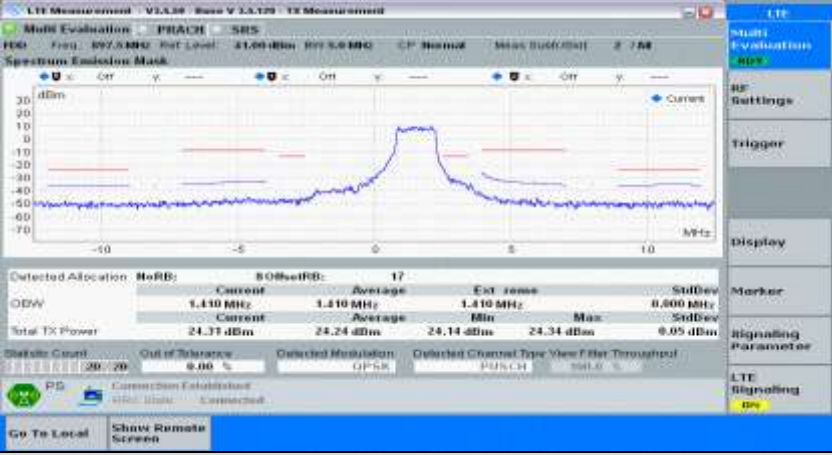
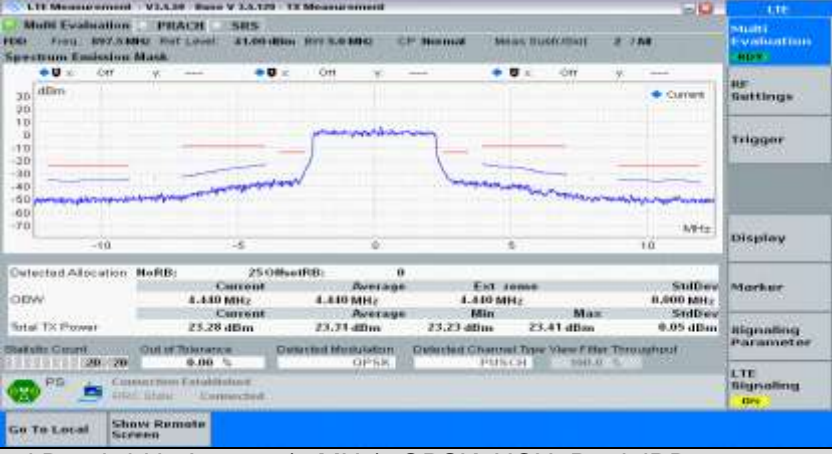
Add: 2/F., Building 2, Sanwei Chaxi Industrial Park, Sanwei Community,  
Hangcheng Street, Bao'an District, Shenzhen, Guangdong, China

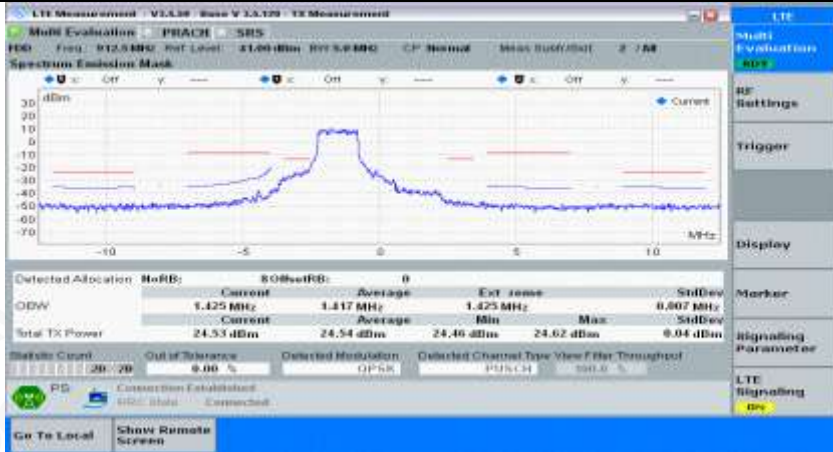
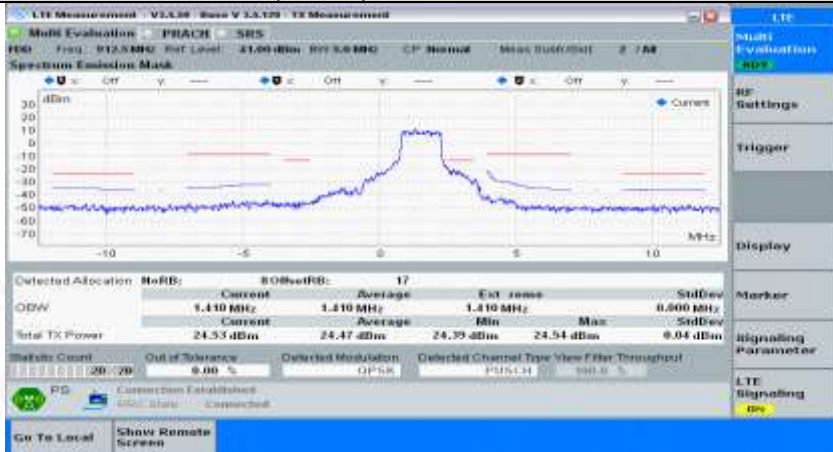
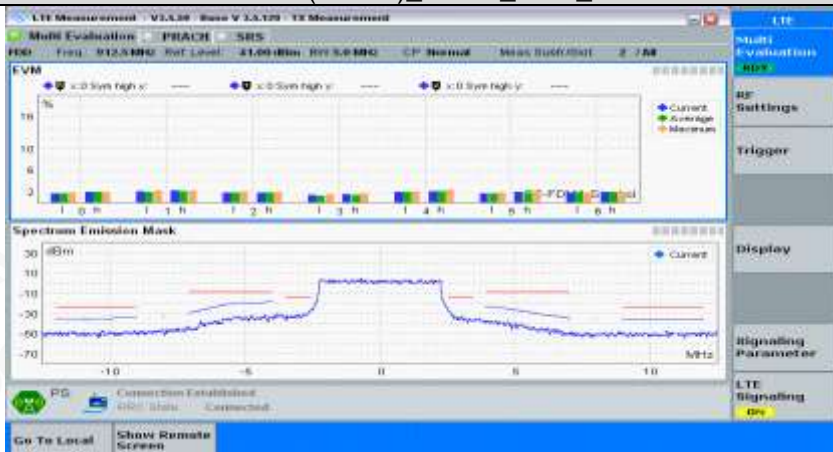
Tel: +86-755 2523 4088

E-mail: agc@agc-cert.com

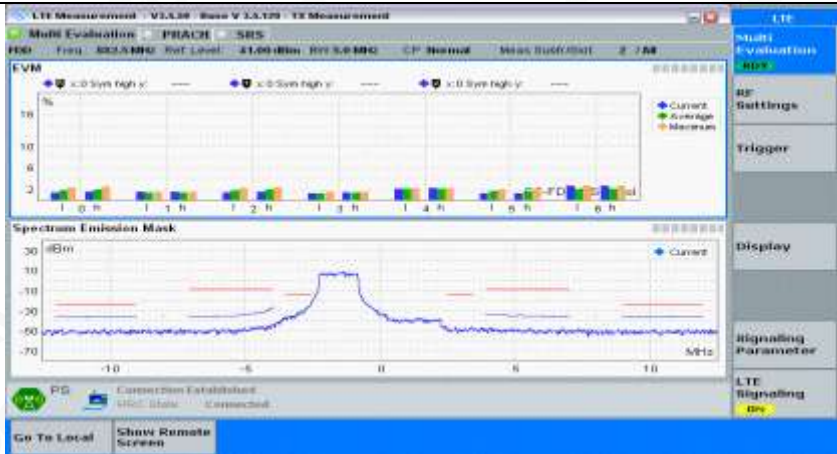
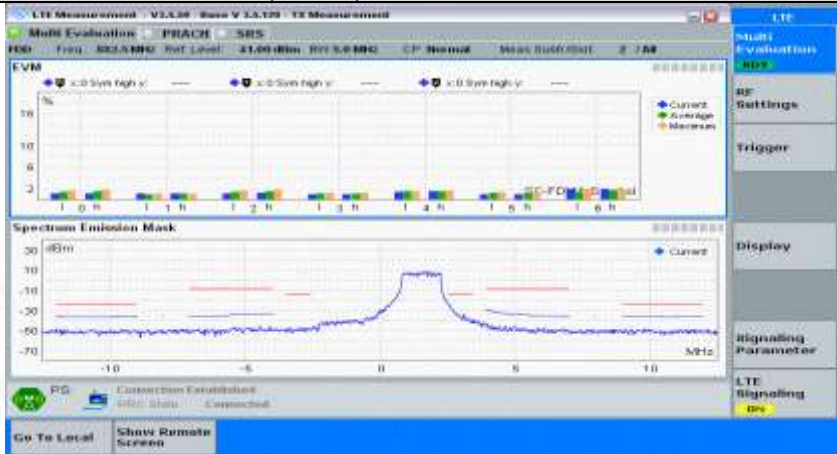

Service Hotline: 400 089 2118

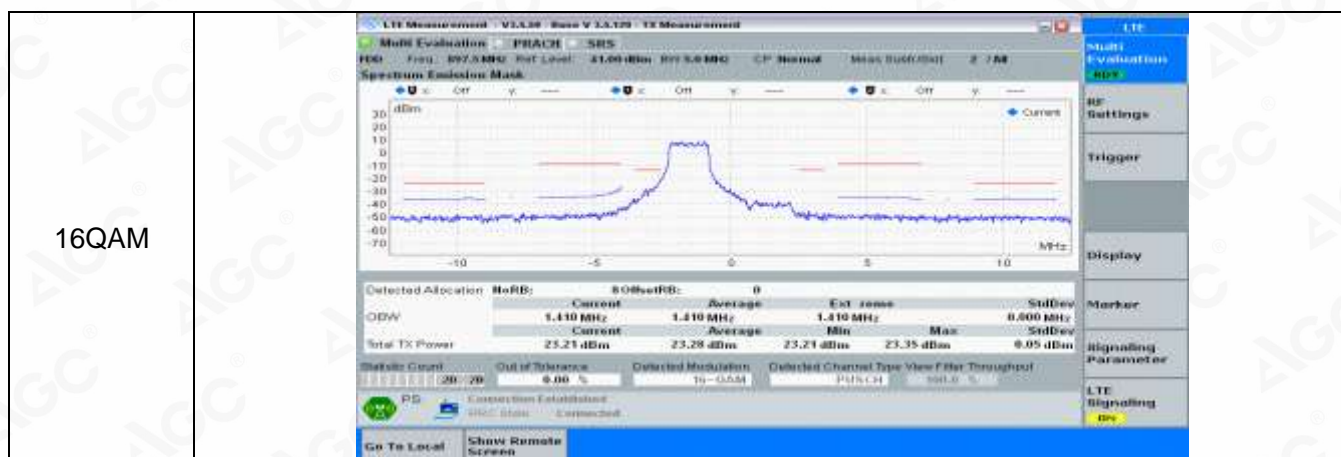


QPSK	
Channel Bandwidth=Lowest (5 MHz)_QPSK_MCH_PartialRB#max	
QPSK	
Channel Bandwidth=Lowest (5 MHz)_QPSK_MCH_FullIRB#0	
QPSK	
Channel Bandwidth=Lowest (5 MHz)_QPSK_HCH_PartialRB#0	

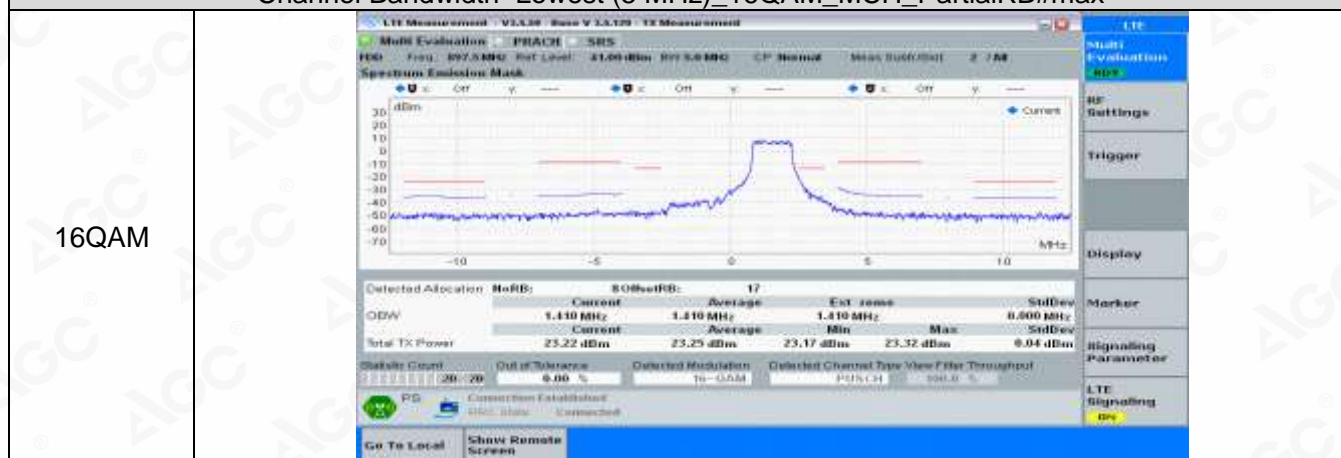
QPSK	
Channel Bandwidth=Lowest (5 MHz)_QPSK_HCH_PartialRB#max	
QPSK	
Channel Bandwidth=Lowest (5 MHz)_QPSK_HCH_FullRB#0	
QPSK	
Channel Bandwidth=Lowest (5 MHz)_16QAM_LCH_PartialRB#0	



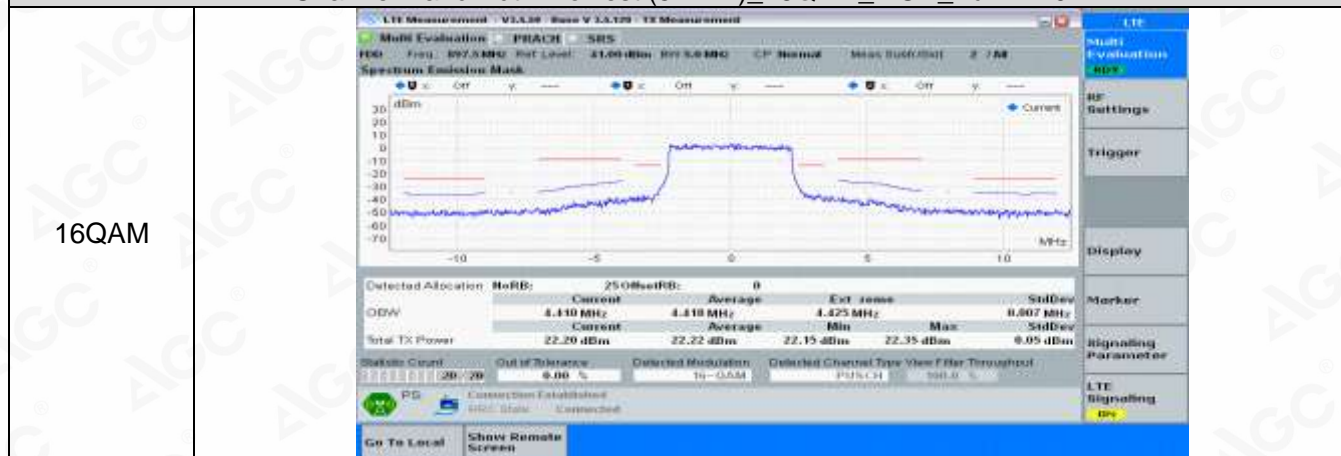
16QAM	
Channel Bandwidth=Lowest (5 MHz)_16QAM_LCH_PartialRB#max	
16QAM	
Channel Bandwidth=Lowest (5 MHz)_16QAM_LCH_FullRB#0	
16QAM	
Channel Bandwidth=Lowest (5 MHz)_16QAM_MCH_PartialRB#0	



Channel Bandwidth=Lowest (5 MHz)\_16QAM\_MCH\_PartialRB#max

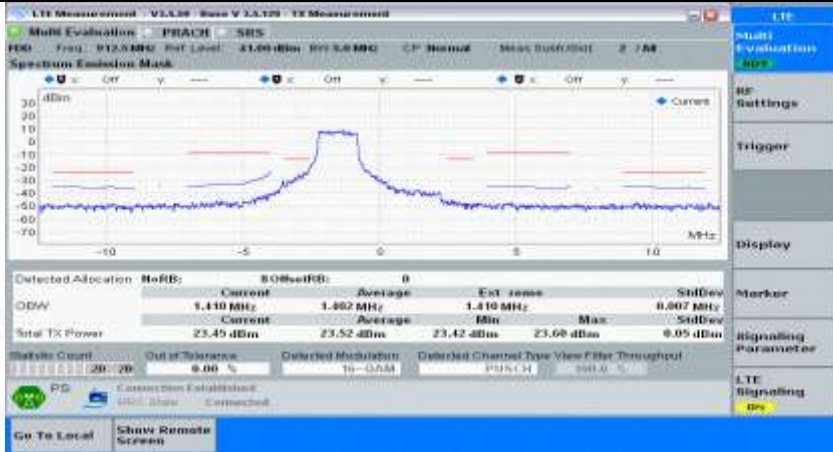
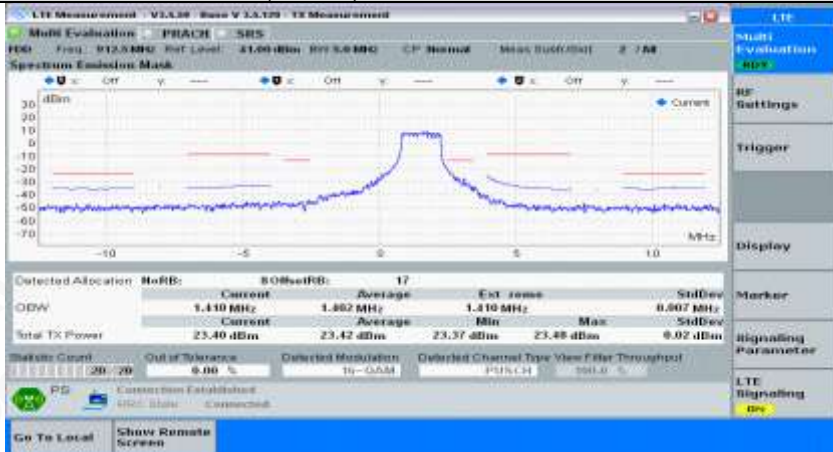



Channel Bandwidth=Lowest (5 MHz)\_16QAM\_MCH\_FullRB#0

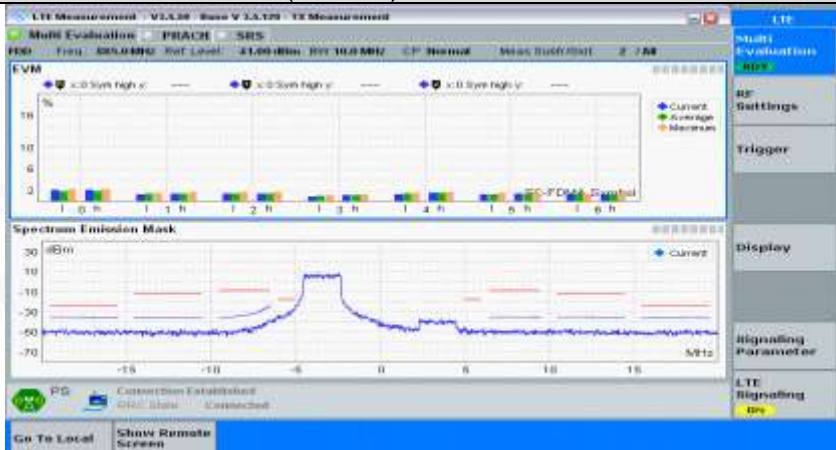
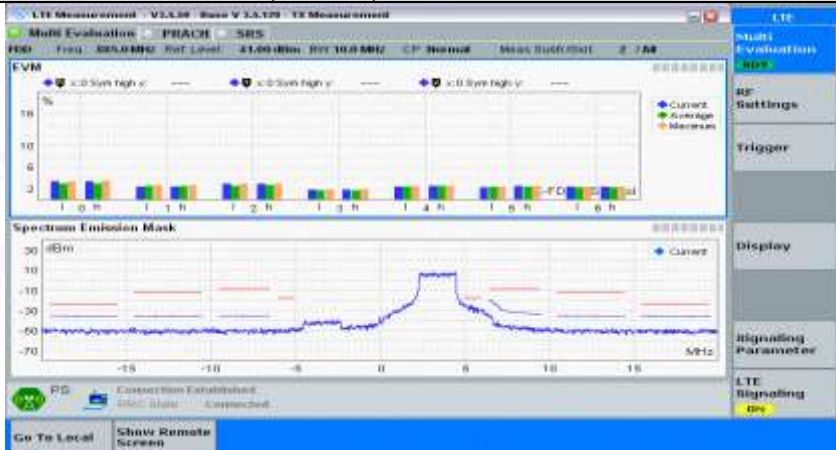
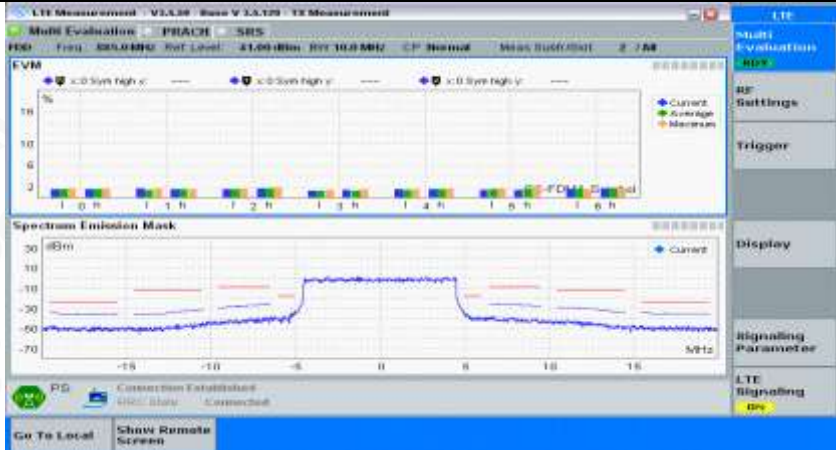


Channel Bandwidth=Lowest (5 MHz)\_16QAM\_HCH\_PartialRB#0



16QAM	
Channel Bandwidth=Lowest (5 MHz)_16QAM_HCH_PartialRB#max	
16QAM	
Channel Bandwidth=Lowest (5 MHz)_16QAM_HCH_FullRB#0	
16QAM	

Channel Bandwidth=Highest (10 MHz)

Channel Bandwidth=Lowest (10 MHz)_QPSK_LCH_PartialRB#0	
QPSK	
Channel Bandwidth=Lowest (10 MHz)_QPSK_LCH_PartialRB#max	
QPSK	
Channel Bandwidth=Lowest (10 MHz)_QPSK_LCH_FullIRB#0	
QPSK	
Channel Bandwidth=Lowest (10 MHz)_QPSK_MCH_PartialRB#0	



Attestation of Global Compliance

Attestation of Global Compliance(Shenzhen)Co.,Ltd.

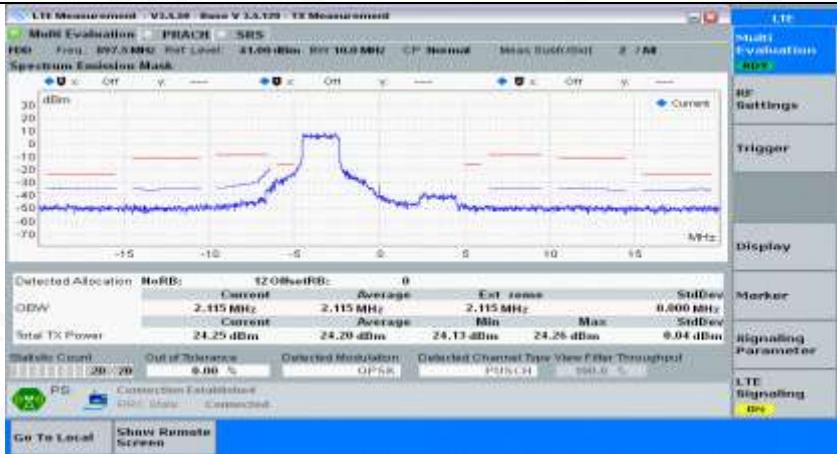
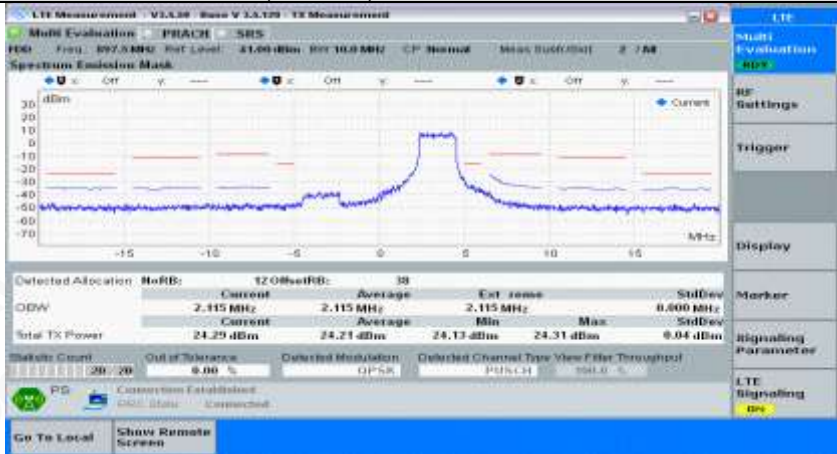

Add: 2/F., Building 2, Sanwei Chaxi Industrial Park, Sanwei Community,  
Hangcheng Street, Bao'an District, Shenzhen, Guangdong, China

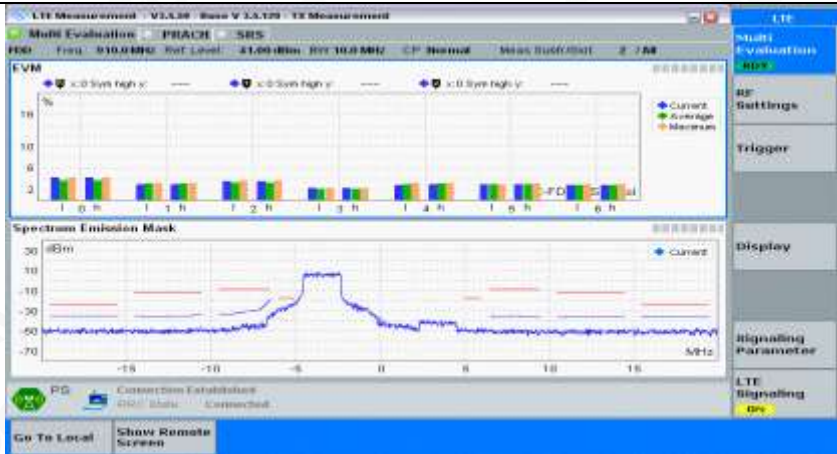
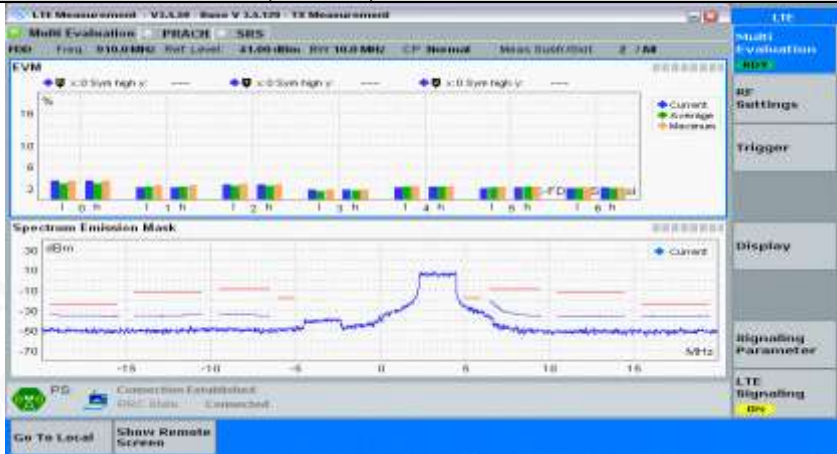
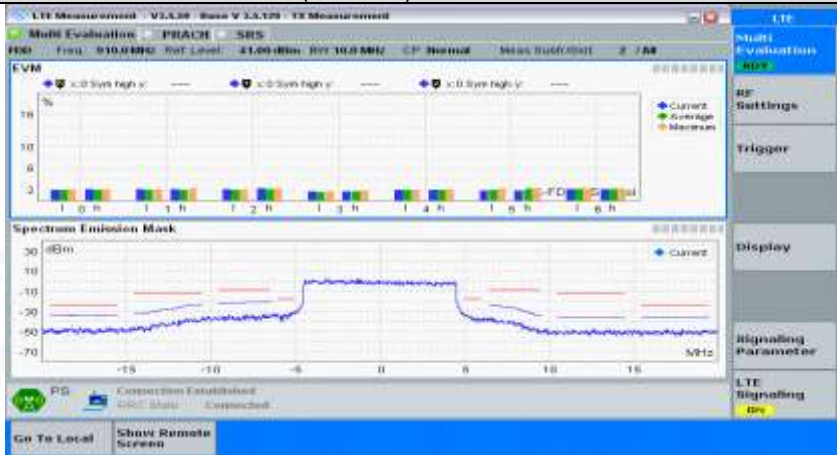
Tel: +86-755 2523 4088

E-mail: agc@agc-cert.com

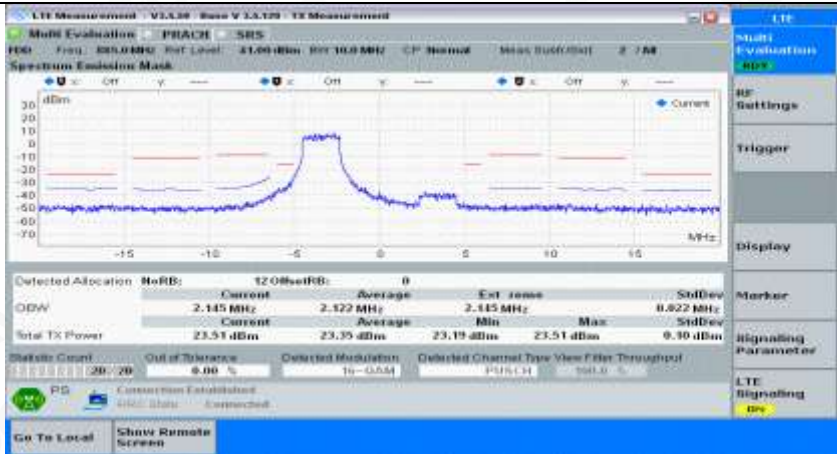
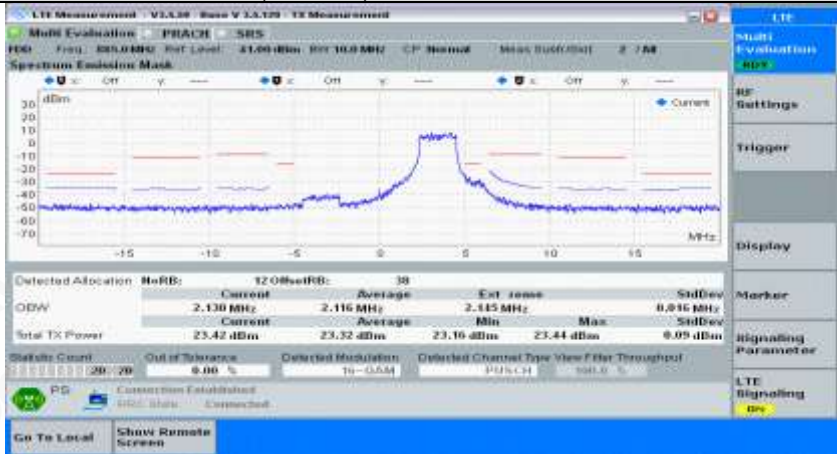
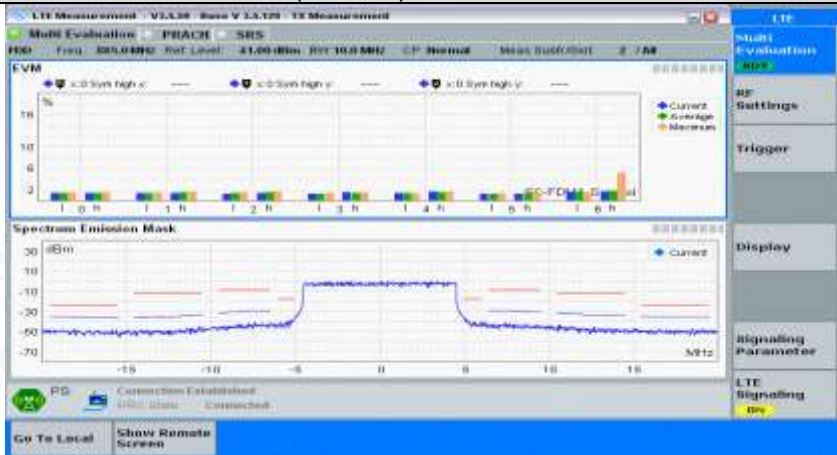
Service Hotline: 400 089 2118

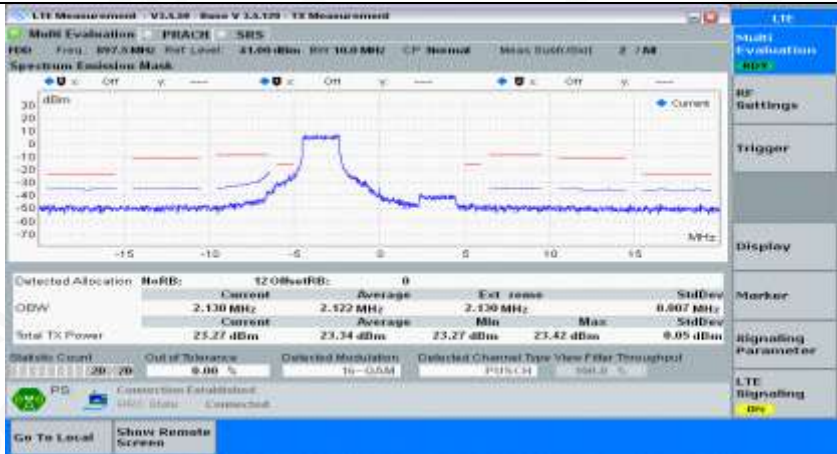
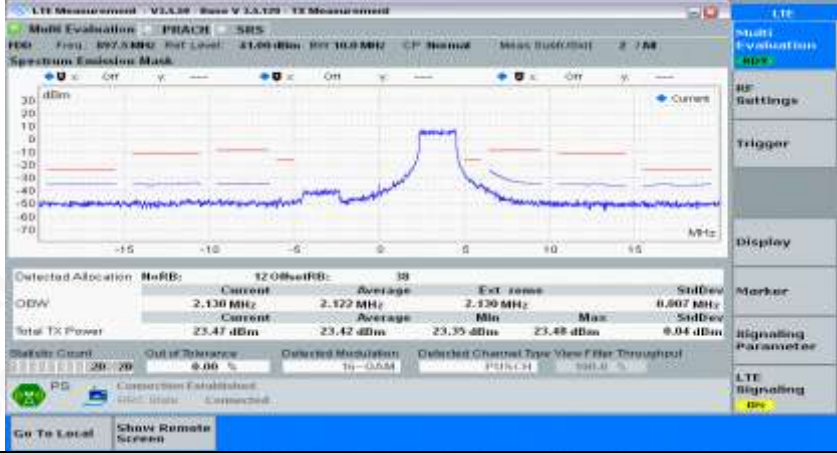
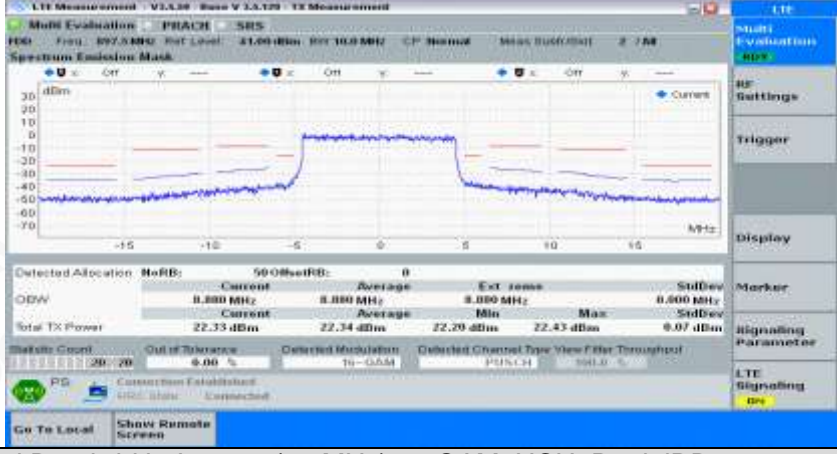


QPSK	
Channel Bandwidth=Lowest (10 MHz)_QPSK_MCH_PartialRB#max	
QPSK	
Channel Bandwidth=Lowest (10 MHz)_QPSK_MCH_FullRB#0	
QPSK	
Channel Bandwidth=Lowest (10 MHz)_QPSK_HCH_PartialRB#0	

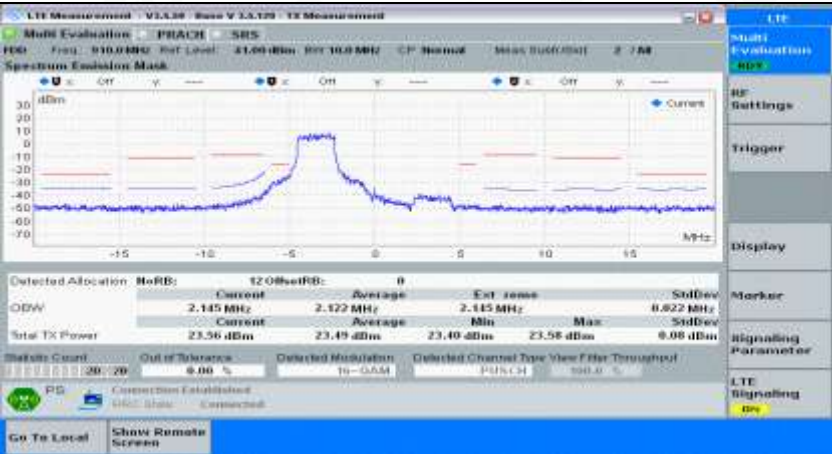
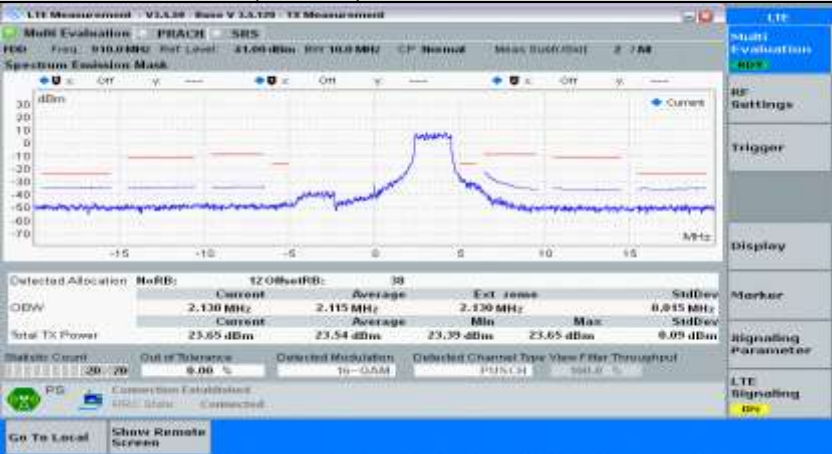

QPSK	
Channel Bandwidth=Lowest (10 MHz)_QPSK_HCH_PartialRB#max	
QPSK	
Channel Bandwidth=Lowest (10 MHz)_QPSK_HCH_FullRB#0	
QPSK	
Channel Bandwidth=Lowest (10 MHz)_16QAM_LCH_PartialRB#0	



16QAM	
Channel Bandwidth=Lowest (10 MHz)_16QAM_LCH_PartialRB#max	
16QAM	
Channel Bandwidth=Lowest (10 MHz)_16QAM_LCH_FullRB#0	
16QAM	
Channel Bandwidth=Lowest (10 MHz)_16QAM_MCH_PartialRB#0	

16QAM	
Channel Bandwidth=Lowest (10 MHz)_16QAM_MCH_PartialRB#max	
16QAM	
Channel Bandwidth=Lowest (10 MHz)_16QAM_MCH_FullRB#0	
16QAM	
Channel Bandwidth=Lowest (10 MHz)_16QAM_HCH_PartialRB#0	



16QAM	
Channel Bandwidth=Lowest (10 MHz)_16QAM_HCH_PartialRB#max	
16QAM	
Channel Bandwidth=Lowest (10 MHz)_16QAM_HCH_FullIRB#0	
16QAM	

#### 4. Transmitter Adjacent Channel Leakage Power Ratio(ACLR)

##### Test Result

Note: All the modes had been tested, but only the worst data recorded in the report.

NTNV

**Channel Bandwidth=Lowest (1.4 MHz)**

Channel Bandwidth=Lowest (1.4 MHz)								
Condition	Modulation	Channel Bandwidth	Channel	RB allocation		UE output power	Verdict	
				RB Size	RB Offset			
Normal	QPSK	1.4 MHz	Low range	Partial	0	PUMAX	Pass	
					max	PUMAX	Pass	
				Full	0	PUMAX	Pass	
			Mid range	Partial	0	PUMAX	Pass	
					max	PUMAX	Pass	
				Full	0	PUMAX	Pass	
	High range		Partial	0	PUMAX	Pass		
				max	PUMAX	Pass		
			Full	0	PUMAX	Pass		
			16QAM	Low range	Partial	0	PUMAX	Pass
						max	PUMAX	Pass
					Full	0	PUMAX	Pass
	Mid range			Partial	0	PUMAX	Pass	
					max	PUMAX	Pass	
Full		0		PUMAX	Pass			
High range	Partial	0		PUMAX	Pass			
		max		PUMAX	Pass			
	Full	0	PUMAX	Pass				

**Channel Bandwidth= (5 MHz)**

Channel Bandwidth= (5 MHz)							
Condition	Modulation	Channel Bandwidth	Channel	RB allocation		UE output power	Verdict
				RB Size	RB Offset		
Normal	QPSK	5 MHz	Low range	Partial	0	PUMAX	Pass
					max	PUMAX	Pass
				Full	0	PUMAX	Pass
			Mid range	Partial	0	PUMAX	Pass
					max	PUMAX	Pass
				Full	0	PUMAX	Pass
			High range	Partial	0	PUMAX	Pass
					max	PUMAX	Pass



Attestation of Global Compliance

Attestation of Global Compliance(Shenzhen)Co.,Ltd.

Add: 2/F., Building 2, Sanwei Chaxi Industrial Park, Sanwei Community,  
Hangcheng Street, Bao'an District, Shenzhen, Guangdong, China

Tel: +86-755 2523 4088

E-mail: agc@agc-cert.com

Service Hotline: 400 089 2118

	16QAM		Low range	Full	0	PUMAX	Pass
				Partial	0	PUMAX	Pass
					max	PUMAX	Pass
				Full	0	PUMAX	Pass
			Mid range	Partial	0	PUMAX	Pass
					max	PUMAX	Pass
				Full	0	PUMAX	Pass
			High range	Partial	0	PUMAX	Pass
					max	PUMAX	Pass
				Full	0	PUMAX	Pass

### Channel Bandwidth=Highest (10 MHz)

Channel Bandwidth=Highest (10 MHz)							
Condition	Modulation	Channel Bandwidth	Channel	RB allocation		UE output power	Verdict
				RB Size	RB Offset		
Normal	QPSK	10 MHz	Low range	Partial	0	PUMAX	Pass
					max	PUMAX	Pass
				Full	0	PUMAX	Pass
			Mid range	Partial	0	PUMAX	Pass
					max	PUMAX	Pass
				Full	0	PUMAX	Pass
			High range	Partial	0	PUMAX	Pass
					max	PUMAX	Pass
				Full	0	PUMAX	Pass
	16QAM		Low range	Partial	0	PUMAX	Pass
					max	PUMAX	Pass
				Full	0	PUMAX	Pass
			Mid range	Partial	0	PUMAX	Pass
					max	PUMAX	Pass
				Full	0	PUMAX	Pass
			High range	Partial	0	PUMAX	Pass
					max	PUMAX	Pass
				Full	0	PUMAX	Pass

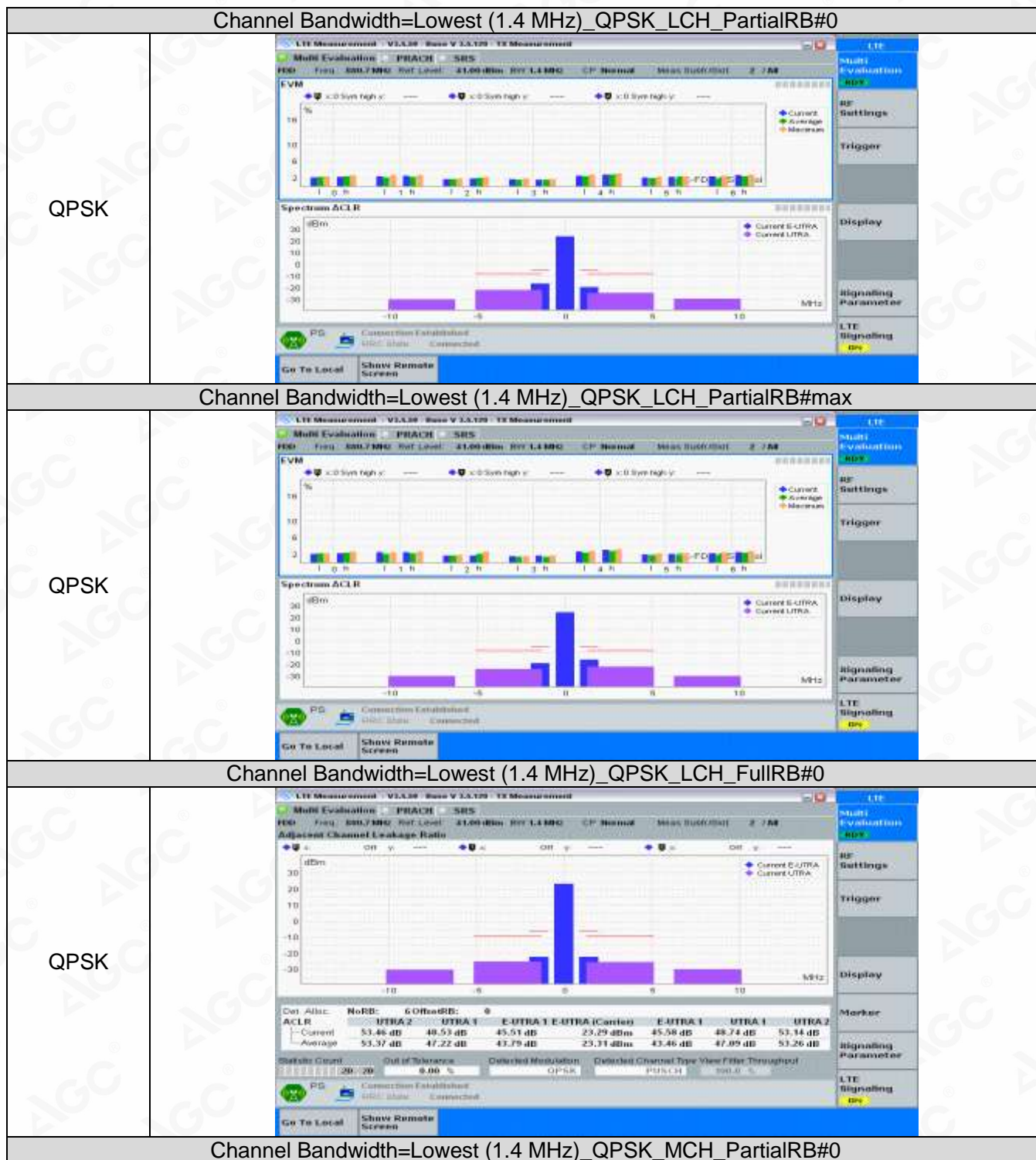




## Test Graphs

NTNV

Channel Bandwidth=Lowest (1.4 MHz)



Attestation of Global Compliance

Attestation of Global Compliance(Shenzhen)Co.,Ltd.

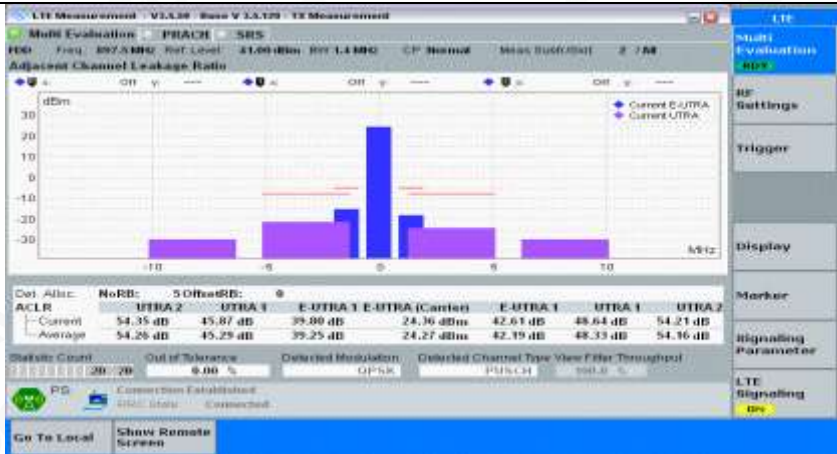

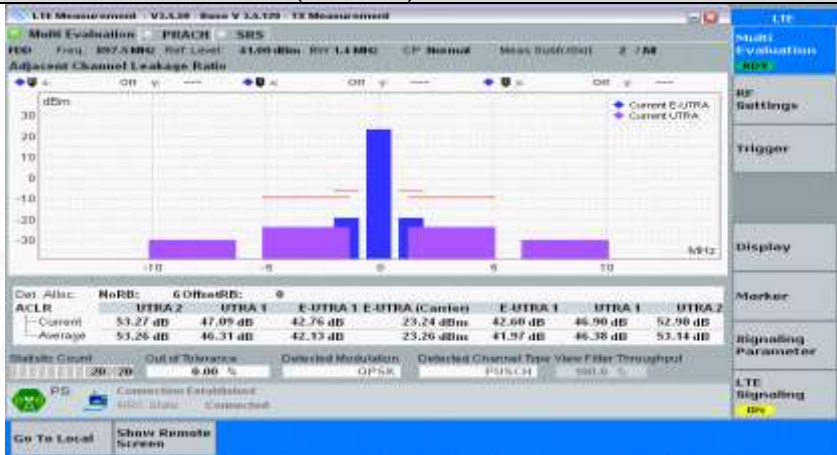
Add: 2/F., Building 2, Sanwei Chaxi Industrial Park, Sanwei Community,  
Hangcheng Street, Bao'an District, Shenzhen, Guangdong, China



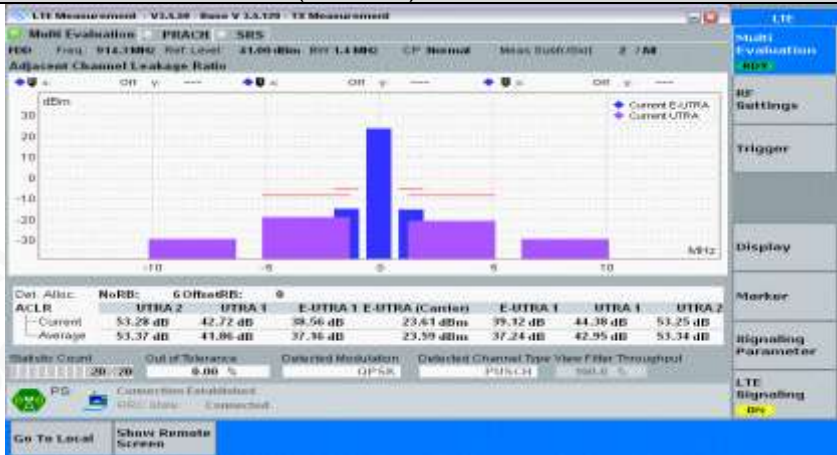
Tel: +86-755 2523 4088

E-mail: agc@agc-cert.com


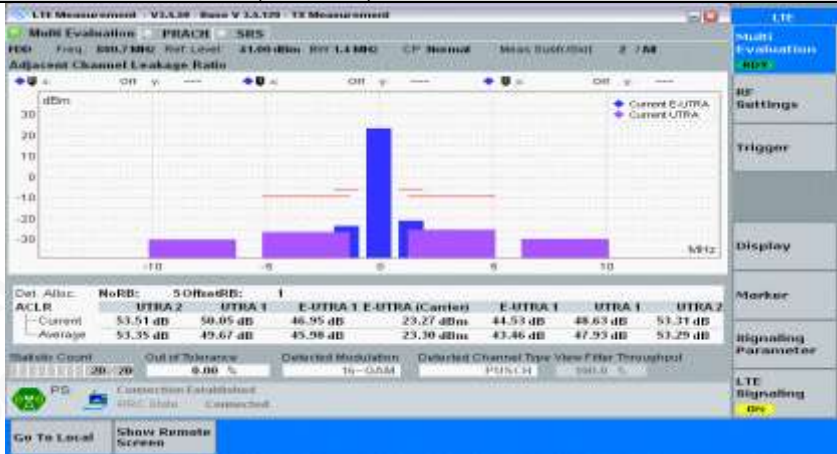

Service Hotline: 400 089 2118

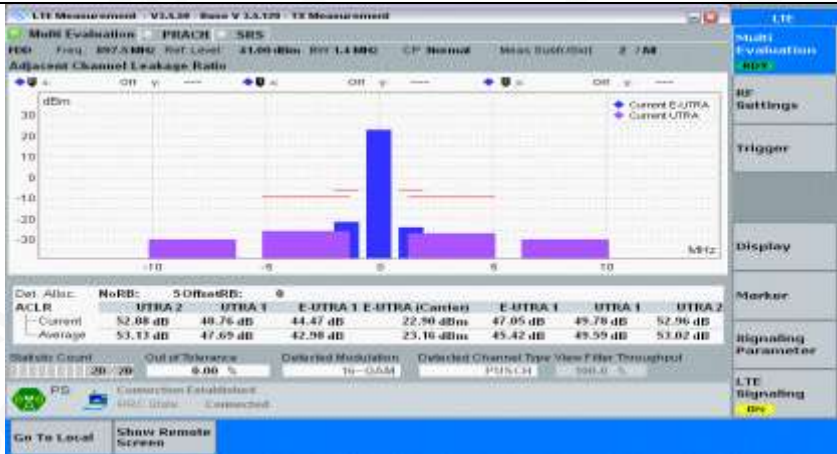




QPSK	 <p>Channel Bandwidth=Lowest (1.4 MHz)_QPSK_MCH_PartialRB#max</p>
QPSK	 <p>Channel Bandwidth=Lowest (1.4 MHz)_QPSK_MCH_FullRB#0</p>
QPSK	 <p>Channel Bandwidth=Lowest (1.4 MHz)_QPSK_HCH_PartialRB#0</p>


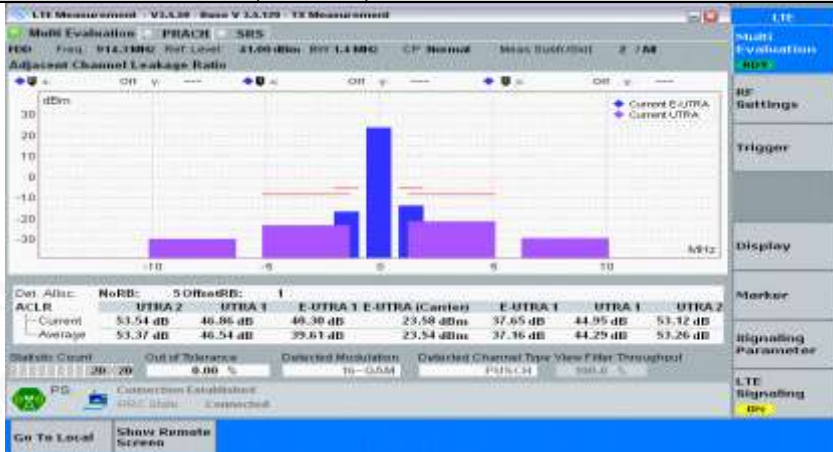

QPSK	 <p>Channel Bandwidth=Lowest (1.4 MHz)_QPSK_HCH_PartialRB#max</p>
QPSK	 <p>Channel Bandwidth=Lowest (1.4 MHz)_QPSK_HCH_FullRB#0</p>
QPSK	 <p>Channel Bandwidth=Lowest (1.4 MHz)_16QAM_LCH_PartialRB#0</p>






16QAM	 <p>Channel Bandwidth=Lowest (1.4 MHz)_16QAM_LCH_PartialRB#max</p>
16QAM	 <p>Channel Bandwidth=Lowest (1.4 MHz)_16QAM_LCH_FullRB#0</p>
16QAM	 <p>Channel Bandwidth=Lowest (1.4 MHz)_16QAM_MCH_PartialRB#0</p>

16QAM	 <p>Channel Bandwidth=Lowest (1.4 MHz)_16QAM_MCH_PartialRB#max</p>
16QAM	 <p>Channel Bandwidth=Lowest (1.4 MHz)_16QAM_MCH_FullRB#0</p>
16QAM	 <p>Channel Bandwidth=Lowest (1.4 MHz)_16QAM_HCH_PartialRB#0</p>



16QAM	 <p>Channel Bandwidth=Lowest (1.4 MHz)_16QAM_HCH_PartialRB#max</p>
16QAM	 <p>Channel Bandwidth=Lowest (1.4 MHz)_16QAM_HCH_FullRB#0</p>
16QAM	

Channel Bandwidth= (5 MHz)

Channel Bandwidth=Lowest (5 MHz)_QPSK_LCH_PartialRB#0	
QPSK	
Channel Bandwidth=Lowest (5 MHz)_QPSK_LCH_PartialRB#max	
QPSK	
Channel Bandwidth=Lowest (5 MHz)_QPSK_LCH_FullIRB#0	
QPSK	
Channel Bandwidth=Lowest (5 MHz)_QPSK_MCH_PartialRB#0	



Attestation of Global Compliance

Attestation of Global Compliance(Shenzhen)Co.,Ltd.




Add: 2/F., Building 2, Sanwei Chaxi Industrial Park, Sanwei Community,  
Hangcheng Street, Bao'an District, Shenzhen, Guangdong, China

Tel: +86-755 2523 4088




E-mail: agc@agc-cert.com

Service Hotline: 400 089 2118









QPSK	
Channel Bandwidth=Lowest (5 MHz)_QPSK_MCH_PartialRB#max	
QPSK	
Channel Bandwidth=Lowest (5 MHz)_QPSK_MCH_FullIRB#0	
QPSK	
Channel Bandwidth=Lowest (5 MHz)_QPSK_HCH_PartialRB#0	




QPSK	 <p>Channel Bandwidth=Lowest (5 MHz)_QPSK_HCH_PartialRB#max</p>
QPSK	 <p>Channel Bandwidth=Lowest (5 MHz)_QPSK_HCH_FullRB#0</p>
QPSK	 <p>Channel Bandwidth=Lowest (5 MHz)_16QAM_LCH_PartialRB#0</p>




16QAM	
Channel Bandwidth=Lowest (5 MHz)_16QAM_LCH_PartialRB#max	
16QAM	
Channel Bandwidth=Lowest (5 MHz)_16QAM_LCH_FullRB#0	
16QAM	
Channel Bandwidth=Lowest (5 MHz)_16QAM_MCH_PartialRB#0	

16QAM	
Channel Bandwidth=Lowest (5 MHz)_16QAM_MCH_PartialRB#max	
16QAM	
Channel Bandwidth=Lowest (5 MHz)_16QAM_MCH_FullRB#0	
16QAM	
Channel Bandwidth=Lowest (5 MHz)_16QAM_HCH_PartialRB#0	






16QAM	
Channel Bandwidth=Lowest (5 MHz)_16QAM_HCH_PartialRB#max	
16QAM	
Channel Bandwidth=Lowest (5 MHz)_16QAM_HCH_FullRB#0	
16QAM	

Channel Bandwidth=Highest (10 MHz)

Channel Bandwidth=Lowest (10 MHz)_QPSK_LCH_PartialRB#0	
QPSK	
Channel Bandwidth=Lowest (10 MHz)_QPSK_LCH_PartialRB#max	
QPSK	
Channel Bandwidth=Lowest (10 MHz)_QPSK_LCH_FullIRB#0	
QPSK	
Channel Bandwidth=Lowest (10 MHz)_QPSK_MCH_PartialRB#0	











QPSK	 <p>Channel Bandwidth=Lowest (10 MHz)_QPSK_MCH_PartialRB#max</p>
QPSK	 <p>Channel Bandwidth=Lowest (10 MHz)_QPSK_MCH_FullIRB#0</p>
QPSK	 <p>Channel Bandwidth=Lowest (10 MHz)_QPSK_HCH_PartialRB#0</p>




QPSK	
Channel Bandwidth=Lowest (10 MHz)_QPSK_HCH_PartialRB#max	
QPSK	
Channel Bandwidth=Lowest (10 MHz)_QPSK_HCH_FullRB#0	
QPSK	
Channel Bandwidth=Lowest (10 MHz)_16QAM_LCH_PartialRB#0	



16QAM	
Channel Bandwidth=Lowest (10 MHz)_16QAM_LCH_PartialRB#max	
16QAM	
Channel Bandwidth=Lowest (10 MHz)_16QAM_LCH_FullRB#0	
16QAM	
Channel Bandwidth=Lowest (10 MHz)_16QAM_MCH_PartialRB#0	

16QAM	
Channel Bandwidth=Lowest (10 MHz)_16QAM_MCH_PartialRB#max	
16QAM	
Channel Bandwidth=Lowest (10 MHz)_16QAM_MCH_FullRB#0	
16QAM	
Channel Bandwidth=Lowest (10 MHz)_16QAM_HCH_PartialRB#0	



16QAM	
Channel Bandwidth=Lowest (10 MHz)_16QAM_HCH_PartialRB#max	
16QAM	
Channel Bandwidth=Lowest (10 MHz)_16QAM_HCH_FullIRB#0	
16QAM	

## 5. Transmitter Spurious Emissions

### Test Result

NTNV

Channel Bandwidth=Lowest (1.4 MHz)

Channel Bandwidth=Lowest (1.4 MHz)							
Condition	Modulation	Channel Bandwidth	Channel	RB allocation		UE output power	Verdict
				RB Size	RB Offset		
Normal	QPSK	1.4 MHz	Low range	1	0	PUMAX	Pass
					max	PUMAX	Pass
				Full	0	PUMAX	Pass
			Mid range	1	0	PUMAX	Pass
					max	PUMAX	Pass
				Full	0	PUMAX	Pass
			High range	1	0	PUMAX	Pass
					max	PUMAX	Pass
				Full	0	PUMAX	Pass

Channel Bandwidth= (5 MHz)

Channel Bandwidth= (5 MHz)							
Condition	Modulation	Channel Bandwidth	Channel	RB allocation		UE output power	Verdict
				RB Size	RB Offset		
Normal	QPSK	5 MHz	Low range	1	0	PUMAX	Pass
					max	PUMAX	Pass
				Full	0	PUMAX	Pass
			Mid range	1	0	PUMAX	Pass
					max	PUMAX	Pass
				Full	0	PUMAX	Pass
			High range	1	0	PUMAX	Pass
					max	PUMAX	Pass
				Full	0	PUMAX	Pass

Channel Bandwidth=Highest (10 MHz)

Channel Bandwidth=Highest (10 MHz)							
Condition	Modulation	Channel Bandwidth	Channel	RB allocation		UE output power	Verdict
				RB Size	RB Offset		
Normal	QPSK	10 MHz	Low range	1	0	PUMAX	Pass
					max	PUMAX	Pass



Attestation of Global Compliance

Attestation of Global Compliance(Shenzhen)Co.,Ltd.

Add: 2/F., Building 2, Sanwei Chaxi Industrial Park, Sanwei Community,  
Hangcheng Street, Bao'an District, Shenzhen, Guangdong, China

Tel: +86-755 2523 4088

E-mail: agc@agc-cert.com

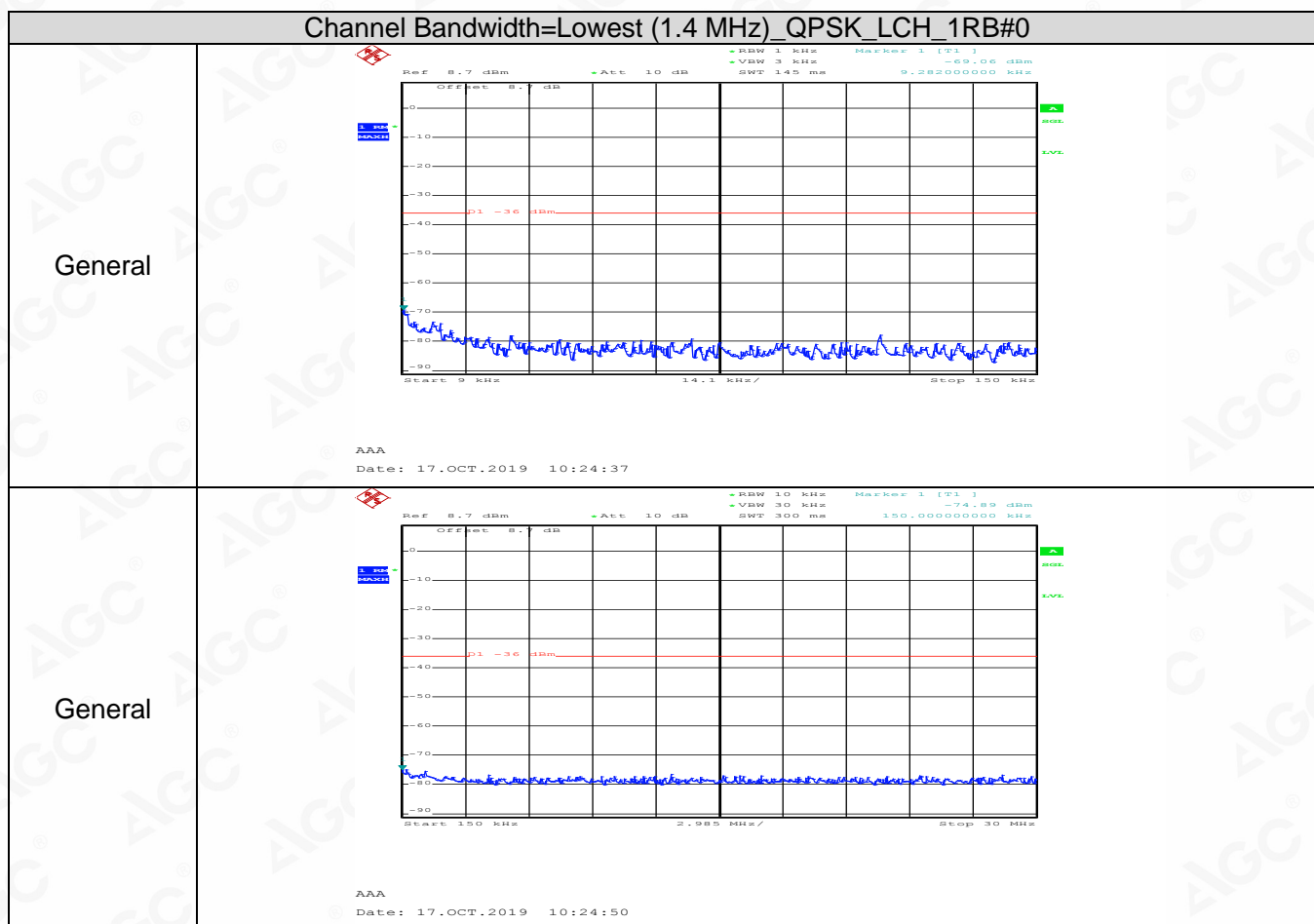
Service Hotline: 400 089 2118

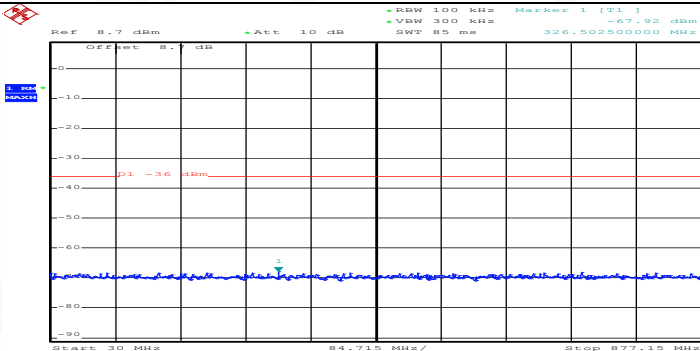
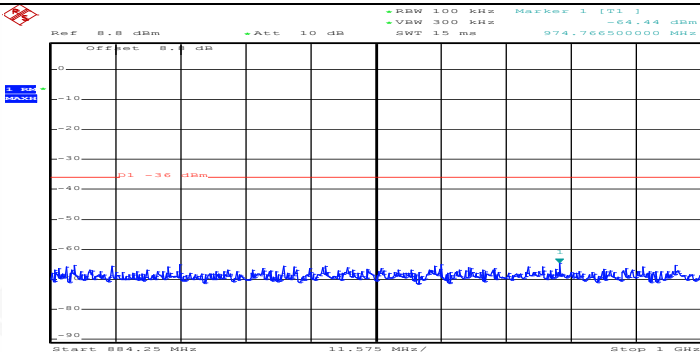
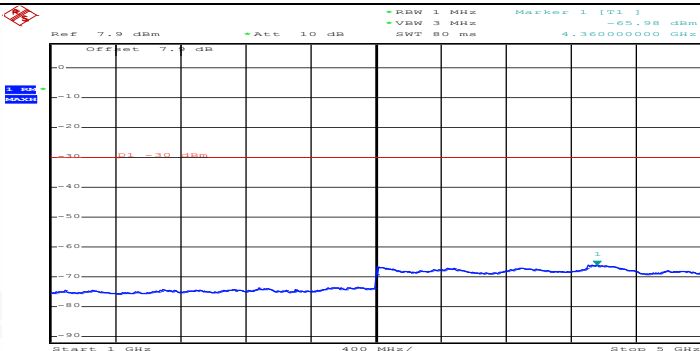
			Full	0	PUMAX	Pass
		Mid range	1	0	PUMAX	Pass
				max	PUMAX	Pass
			Full	0	PUMAX	Pass
		High range	1	0	PUMAX	Pass
				max	PUMAX	Pass
			Full	0	PUMAX	Pass

## Test Graphs

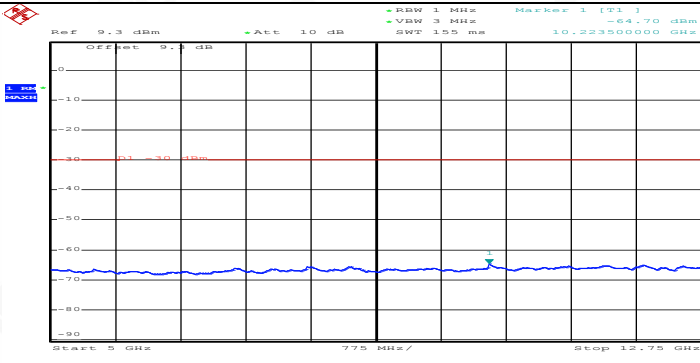
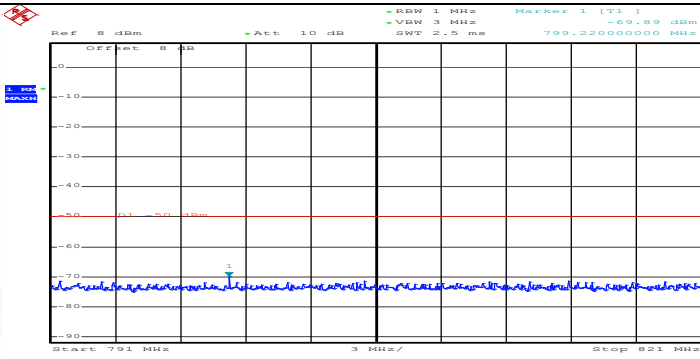
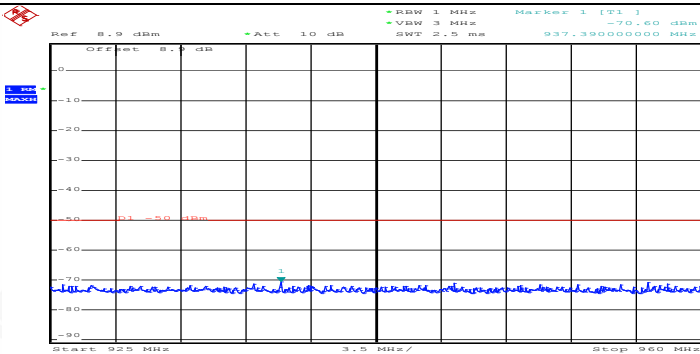
NTNV

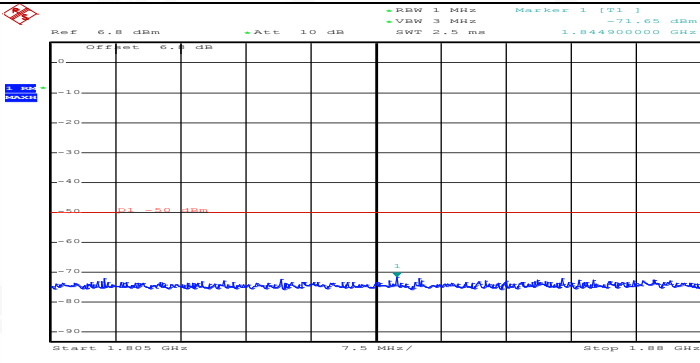
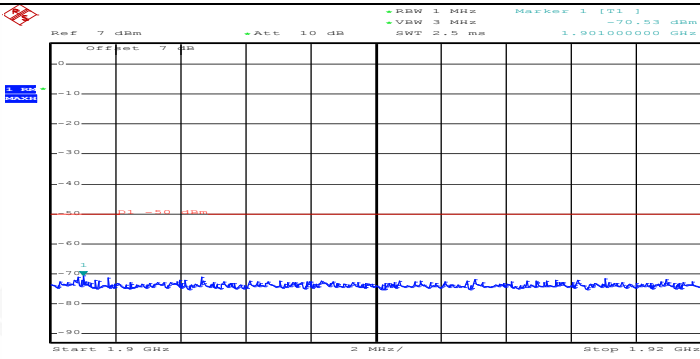
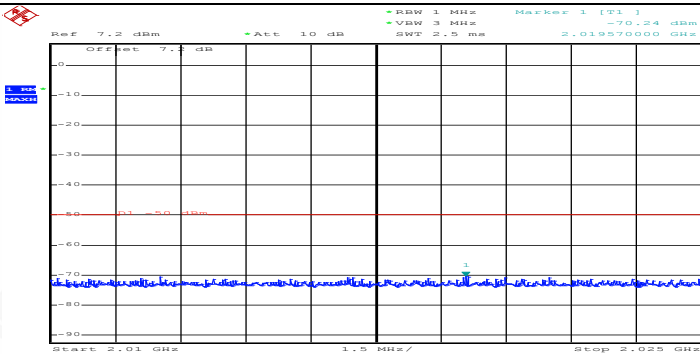
Channel Bandwidth=Lowest (1.4 MHz)

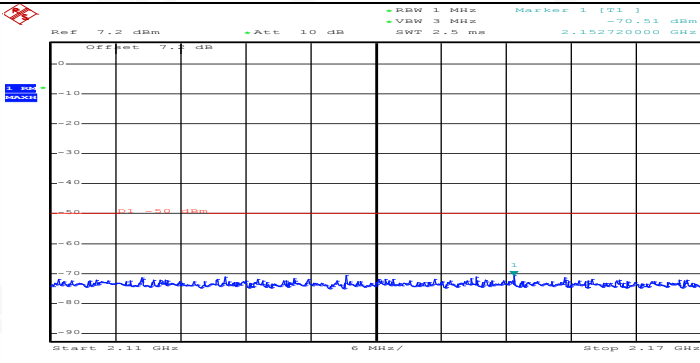
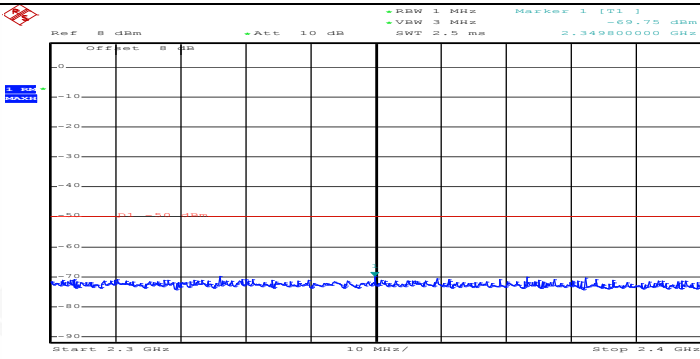
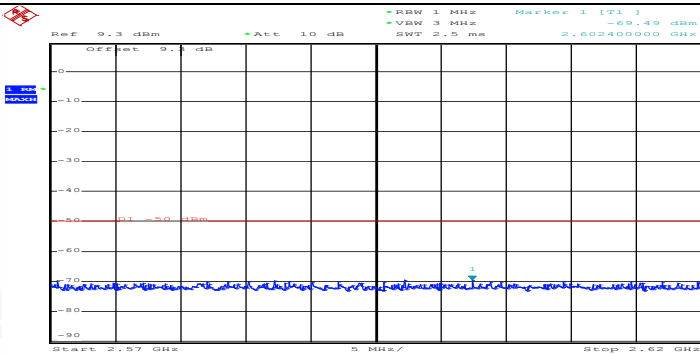


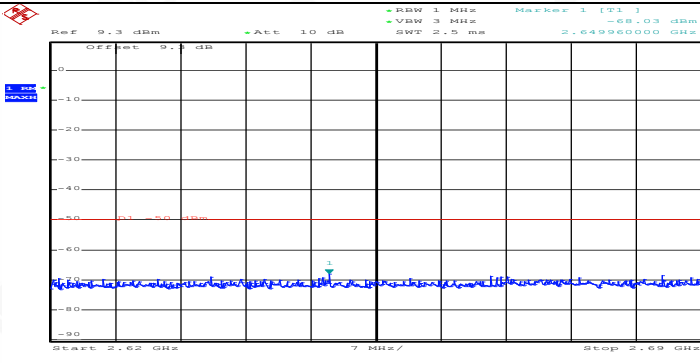
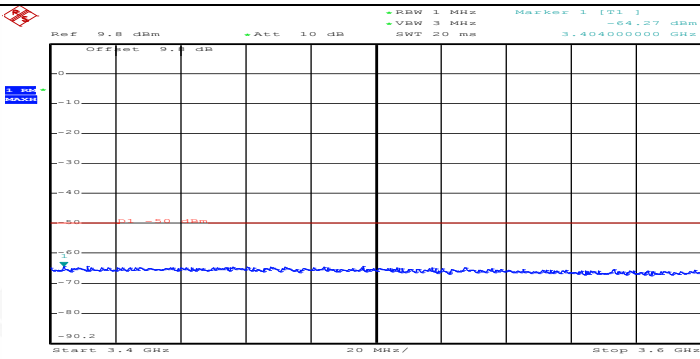
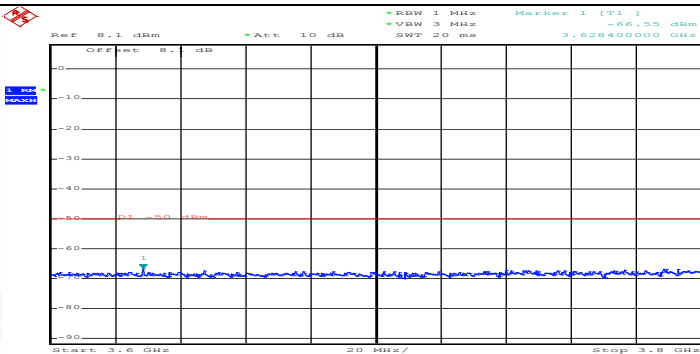
General	 <p>AAA Date: 17.OCT.2019 10:24:58</p>
General	 <p>AAA Date: 17.OCT.2019 10:25:04</p>
General	 <p>AAA Date: 17.OCT.2019 10:25:12</p>



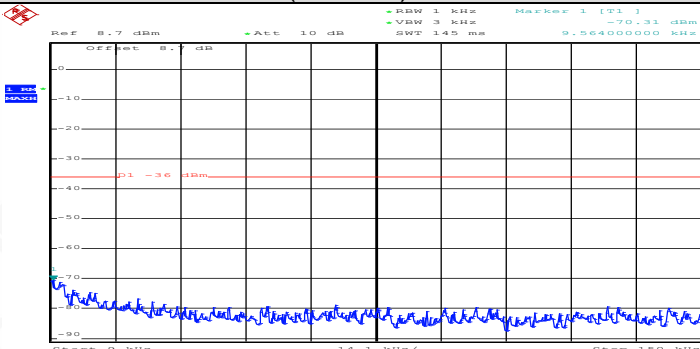
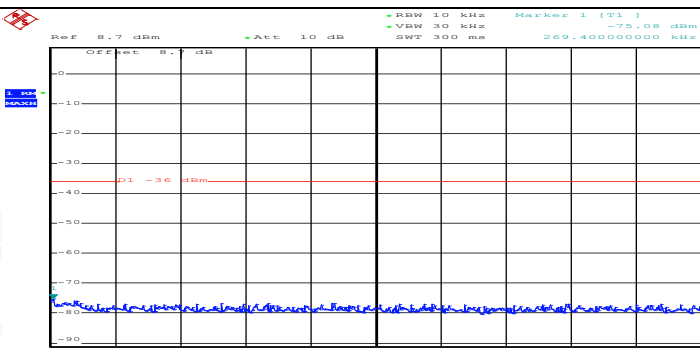
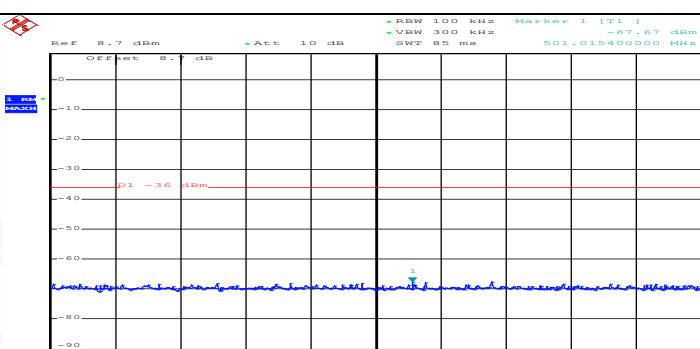
General	 <p>AAA Date: 17.OCT.2019 10:25:21</p>
Co-existence	 <p>AAA Date: 17.OCT.2019 10:25:27</p>
Co-existence	 <p>AAA Date: 17.OCT.2019 10:25:34</p>

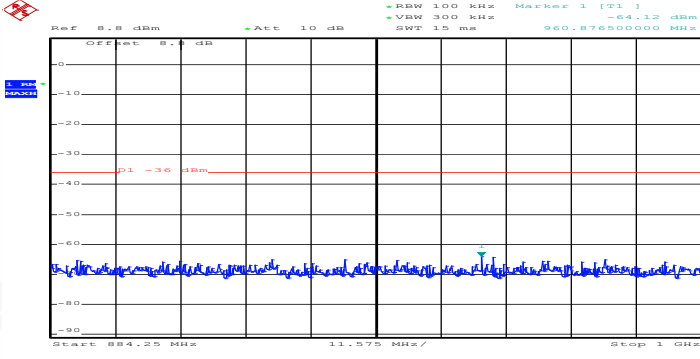
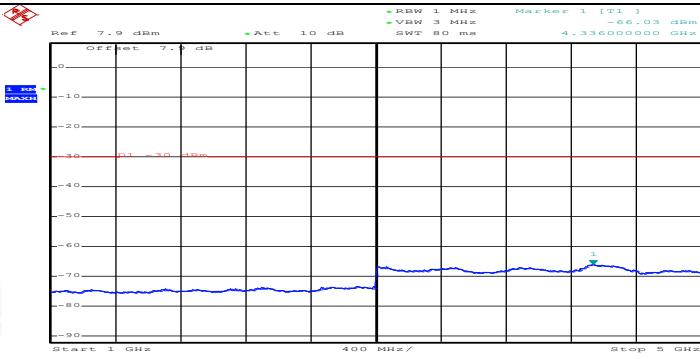
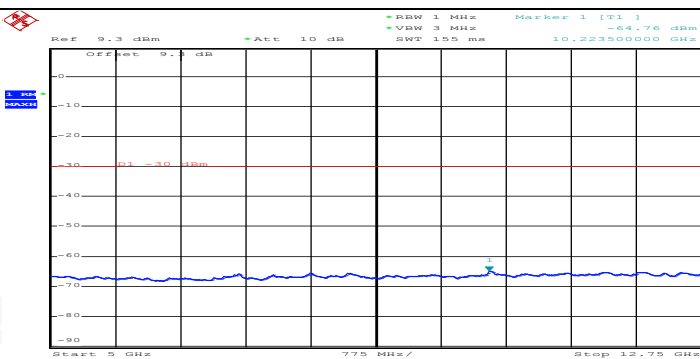
Co-existence	 <p>AAA Date: 17.OCT.2019 10:25:40</p>
Co-existence	 <p>AAA Date: 17.OCT.2019 10:25:46</p>
Co-existence	 <p>AAA Date: 17.OCT.2019 10:25:59</p>

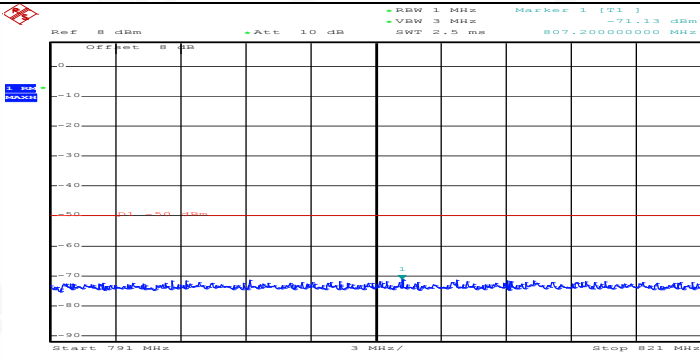
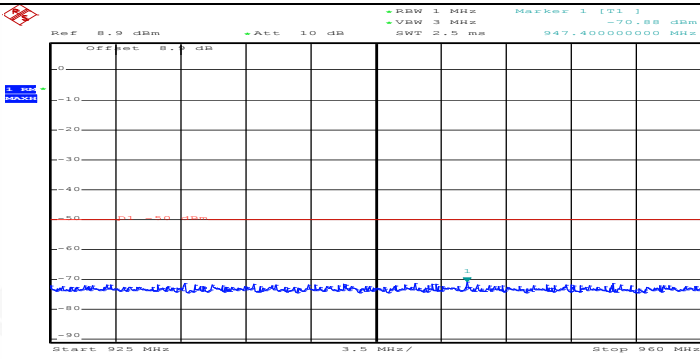
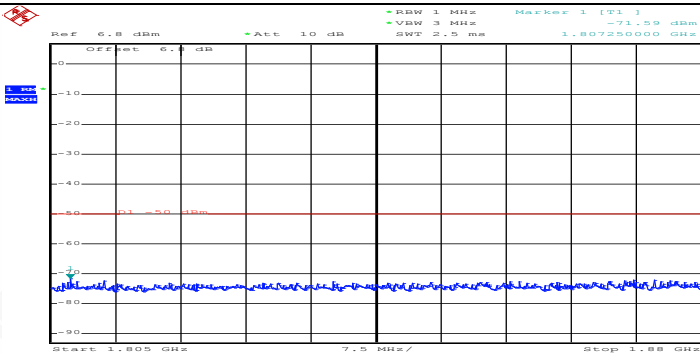
Co-existence	 <p>AAA Date: 17.OCT.2019 10:26:05</p>
Co-existence	 <p>AAA Date: 17.OCT.2019 10:26:12</p>
Co-existence	 <p>AAA Date: 17.OCT.2019 10:26:19</p>

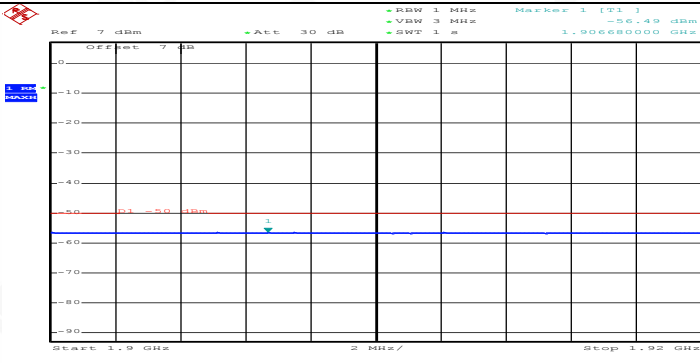
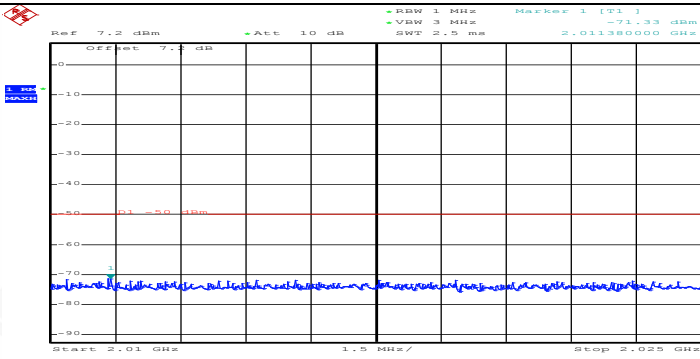
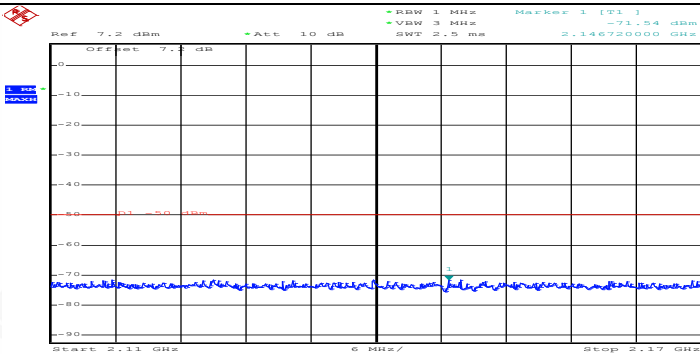
Co-existence	 <p>AAA Date: 17.OCT.2019 10:26:26</p>
Co-existence	 <p>AAA Date: 17.OCT.2019 10:26:32</p>
Co-existence	 <p>AAA Date: 17.OCT.2019 10:26:39</p>
Additional	NA



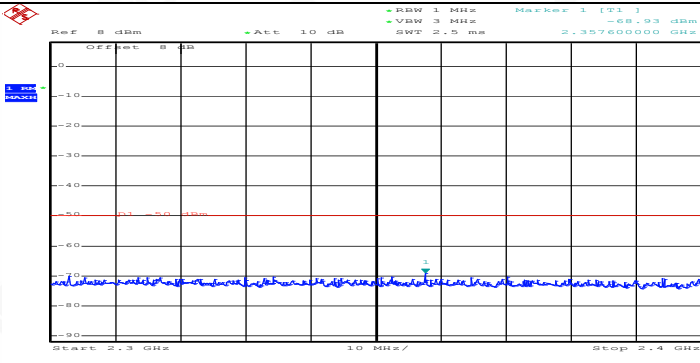
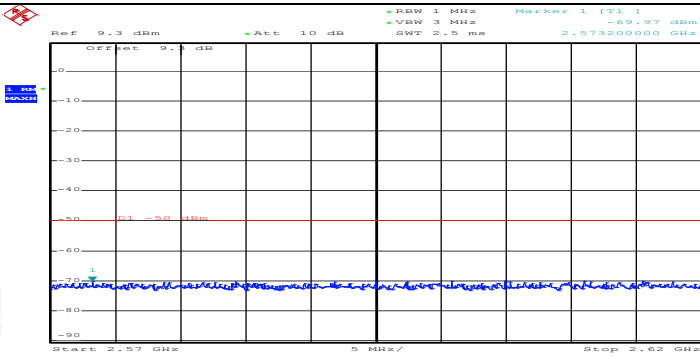
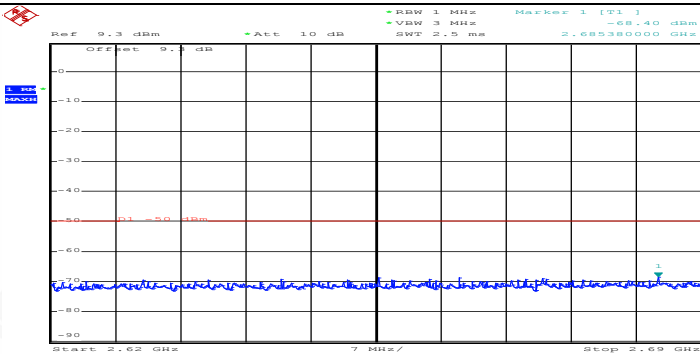
Channel Bandwidth=Lowest (1.4 MHz)_QPSK_LCH_1RB#max	
General	 <p>AAA Date: 17.OCT.2019 10:26:49</p>
General	 <p>AAA Date: 17.OCT.2019 10:27:02</p>
General	 <p>AAA Date: 17.OCT.2019 10:27:10</p>

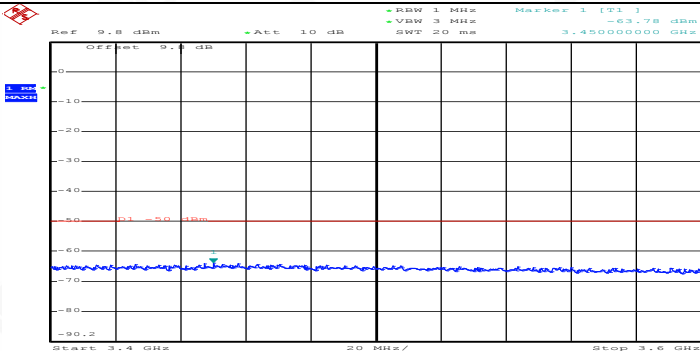
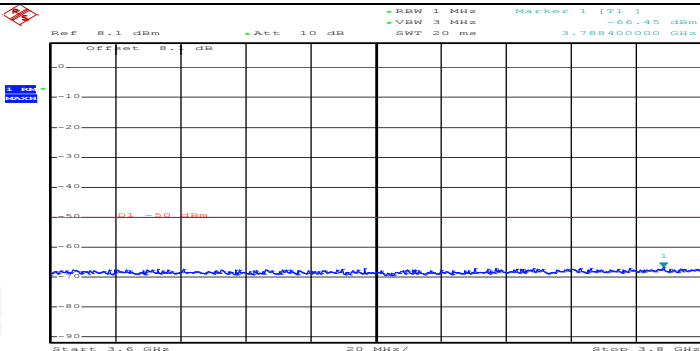
General	 <p>AAA Date: 17.OCT.2019 10:27:16</p>
General	 <p>AAA Date: 17.OCT.2019 10:27:25</p>
General	 <p>AAA Date: 17.OCT.2019 10:27:34</p>

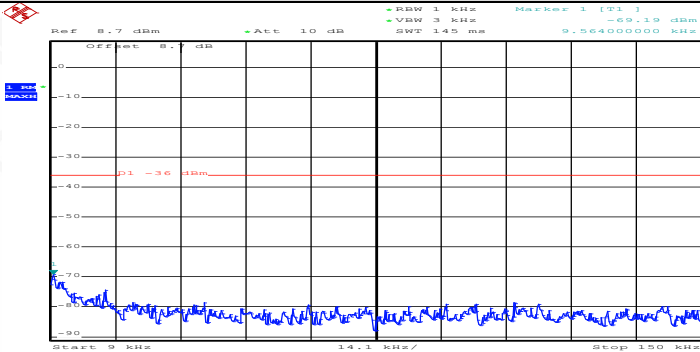
Co-existence	 <p>AAA Date: 17.OCT.2019 10:27:41</p>
Co-existence	 <p>AAA Date: 17.OCT.2019 10:27:47</p>
Co-existence	 <p>AAA Date: 17.OCT.2019 10:27:54</p>

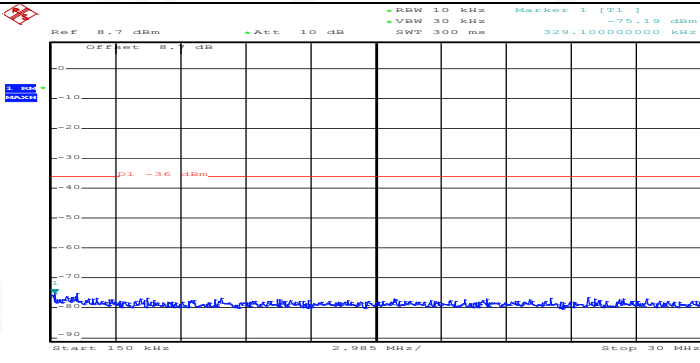
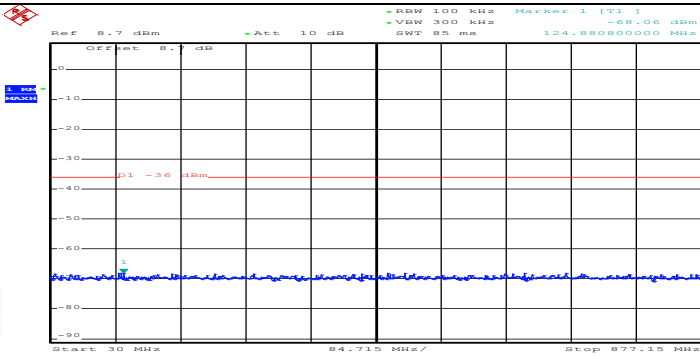
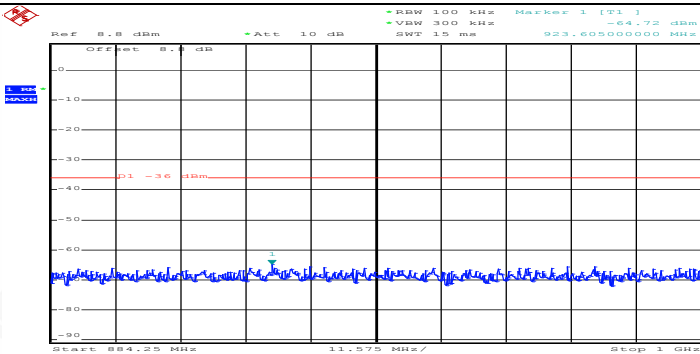
Co-existence	 <p>Ref: 7 dBm, Att: 30 dB, RBW: 1 MHz, Marker 1: [T1], -55.49 dBm, 1.90668000 GHz</p> <p>Start: 1.9 GHz, 2 MHz/Stop: 1.92 GHz</p> <p>AAA Date: 17.OCT.2019 10:28:32</p>
Co-existence	 <p>Ref: 7.2 dBm, Att: 10 dB, RBW: 1 MHz, Marker 1: [T1], -71.33 dBm, 2.0138000 GHz</p> <p>Start: 2.01 GHz, 1.5 MHz/Stop: 2.025 GHz</p> <p>AAA Date: 17.OCT.2019 10:28:39</p>
Co-existence	 <p>Ref: 7.2 dBm, Att: 10 dB, RBW: 1 MHz, Marker 1: [T1], -71.54 dBm, 2.14672000 GHz</p> <p>Start: 2.11 GHz, 6 MHz/Stop: 2.17 GHz</p> <p>AAA Date: 17.OCT.2019 10:28:46</p>

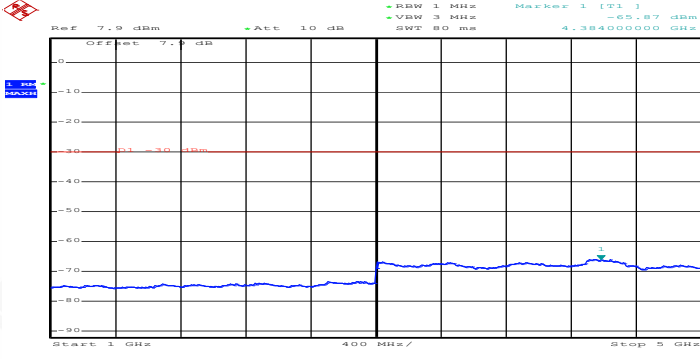
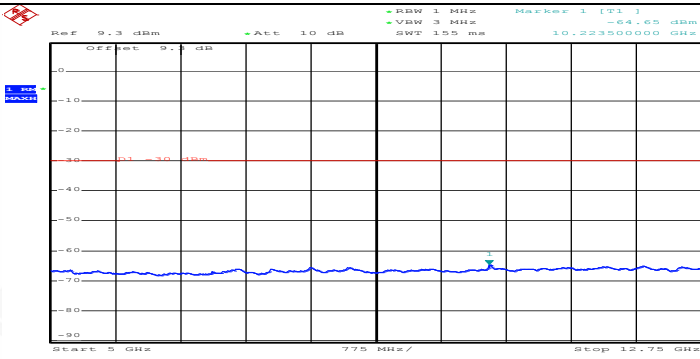
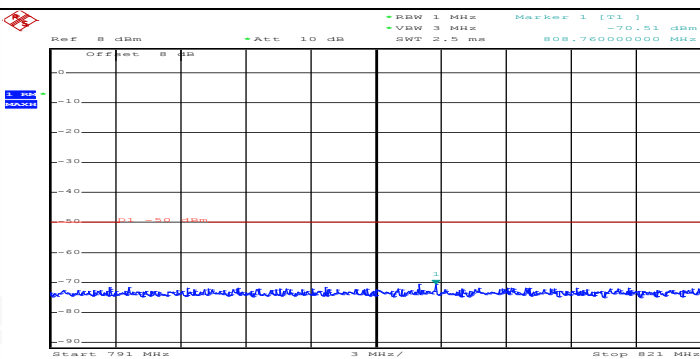


Co-existence	 <p>AAA Date: 17.OCT.2019 10:28:52</p>
Co-existence	 <p>AAA Date: 17.OCT.2019 10:28:58</p>
Co-existence	 <p>AAA Date: 17.OCT.2019 10:29:06</p>

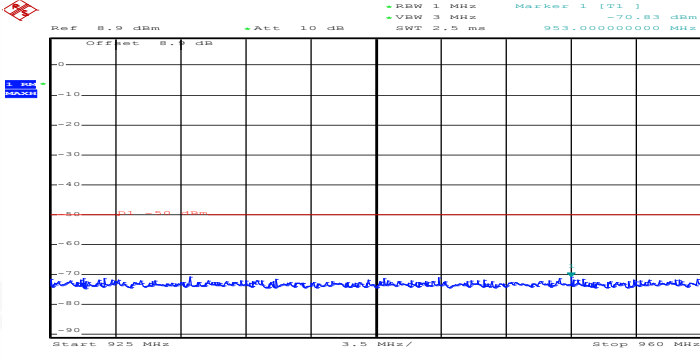
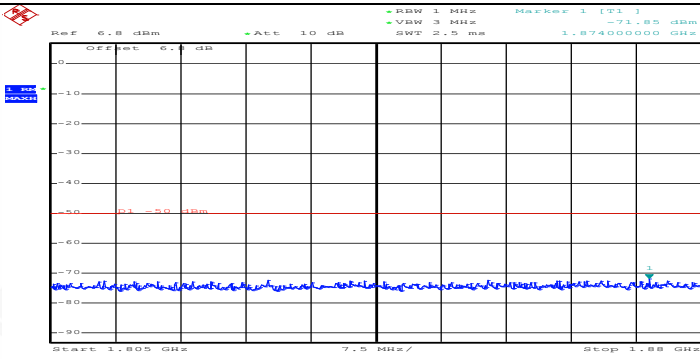
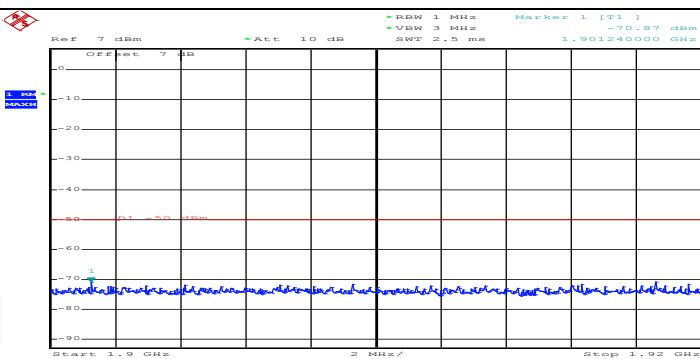
Co-existence	 <p>AAA Date: 17.OCT.2019 10:29:12</p>
Co-existence	 <p>AAA Date: 17.OCT.2019 10:29:19</p>
Additional	NA

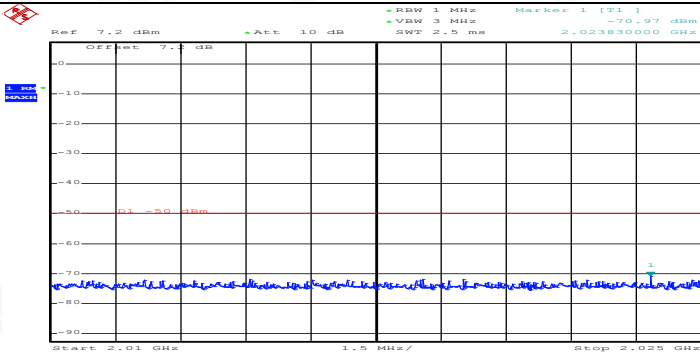
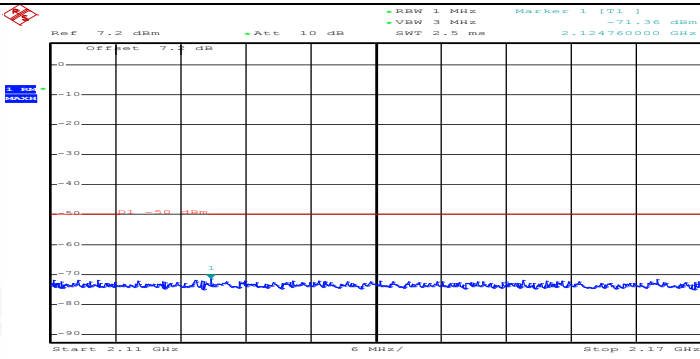
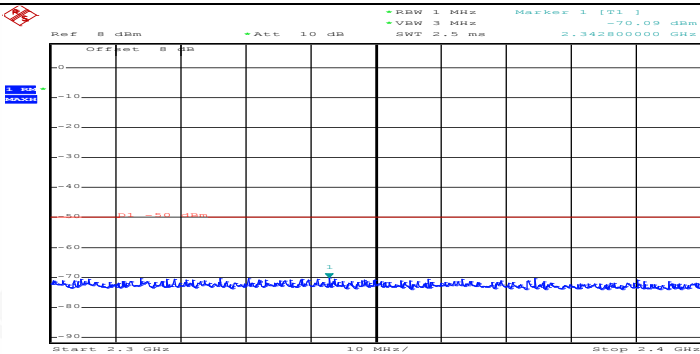
Channel Bandwidth=Lowest (1.4 MHz)_QPSK_LCH_FullIRB#0	
General	 <p>AAA Date: 17.OCT.2019 10:29:34</p>

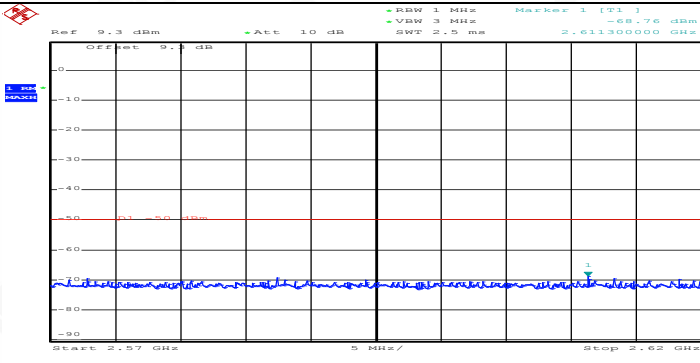
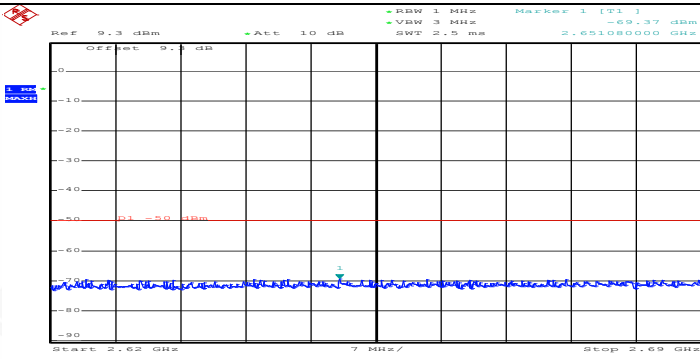
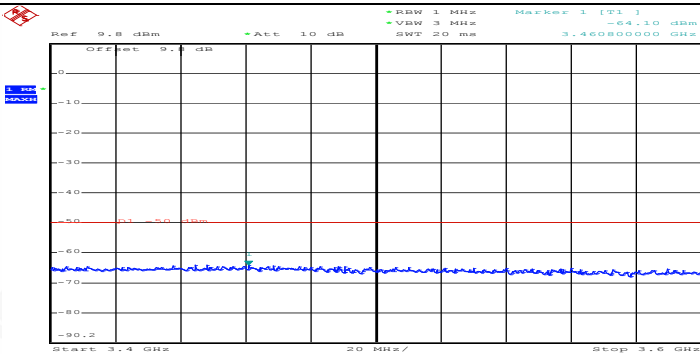
General	 <p>Ref: 8.7 dBm Att: 10 dB RBW: 10 kHz Marker 1 (T1): -75.19 dBm VSW: 30 kHz SWT: 300 ms 329.10000000 MHz</p> <p>Start: 150 kHz 2.985 MHz/ Stop: 30 MHz</p> <p>AAA Date: 17.OCT.2019 10:29:47</p>
General	 <p>Ref: 8.7 dBm Att: 10 dB RBW: 100 kHz Marker 1 (T1): -68.06 dBm VSW: 300 kHz SWT: 85 ms 877.15 MHz</p> <p>Start: 30 MHz 84.715 MHz/ Stop: 877.15 MHz</p> <p>AAA Date: 17.OCT.2019 10:29:54</p>
General	 <p>Ref: 8.8 dBm Att: 10 dB RBW: 100 kHz Marker 1 (T1): -64.72 dBm VSW: 300 kHz SWT: 15 ms 923.60500000 MHz</p> <p>Start: 884.25 MHz 11.575 MHz/ Stop: 1 GHz</p> <p>AAA Date: 17.OCT.2019 10:30:01</p>

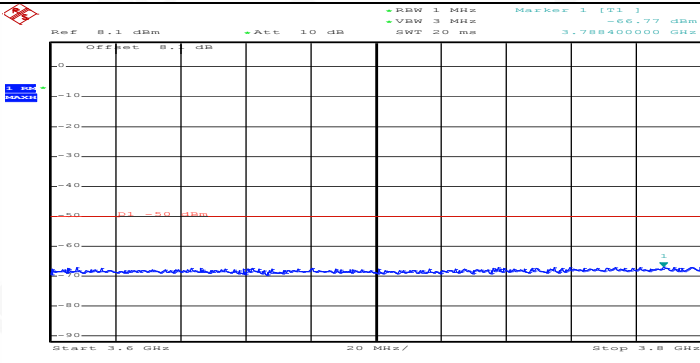
General	 <p>AAA Date: 17.OCT.2019 10:30:09</p>
General	 <p>AAA Date: 17.OCT.2019 10:30:19</p>
Co-existence	 <p>AAA Date: 17.OCT.2019 10:30:26</p>

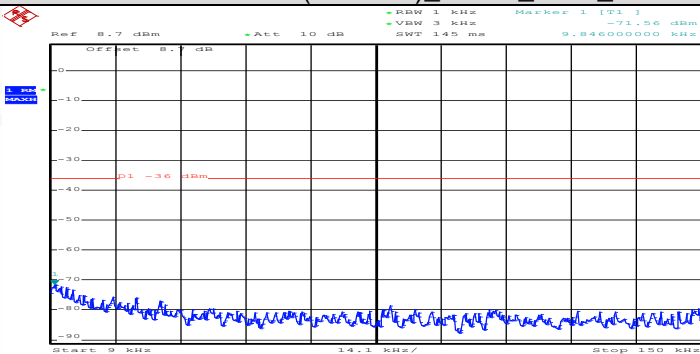
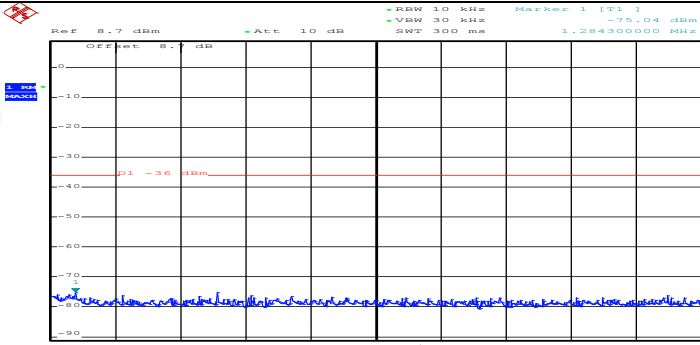


Co-existence	 <p>AAA Date: 17.OCT.2019 10:30:40</p>
Co-existence	 <p>AAA Date: 17.OCT.2019 10:30:46</p>
Co-existence	 <p>AAA Date: 17.OCT.2019 10:30:53</p>

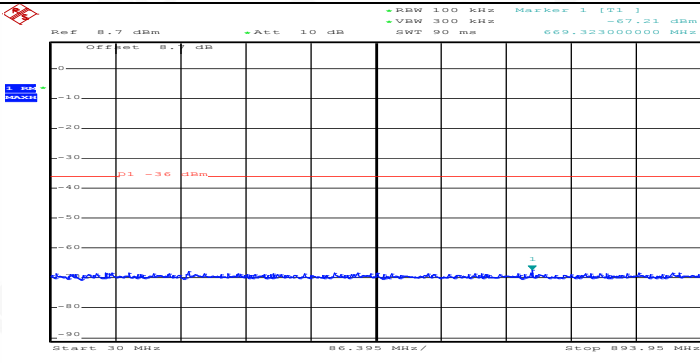
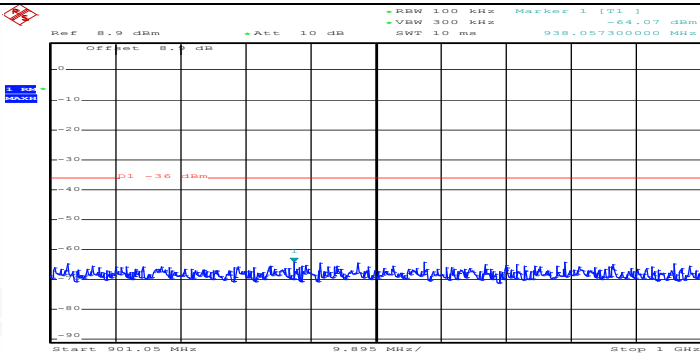
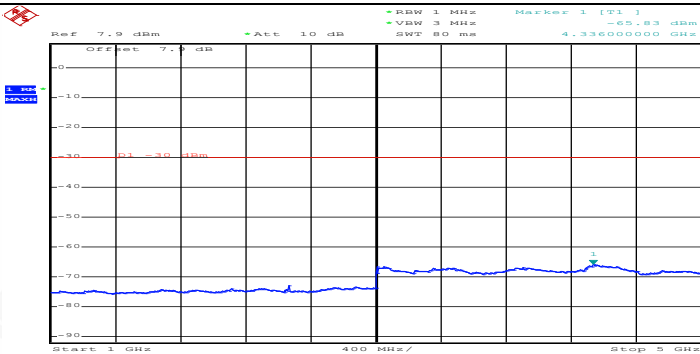
Co-existence	 <p>AAA Date: 17.OCT.2019 10:31:02</p>
Co-existence	 <p>AAA Date: 17.OCT.2019 10:31:08</p>
Co-existence	 <p>AAA Date: 17.OCT.2019 10:31:14</p>

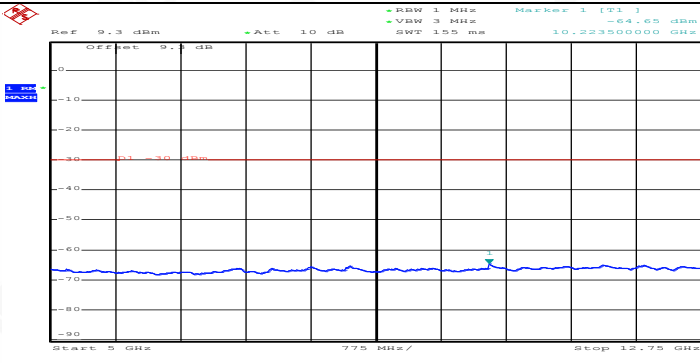
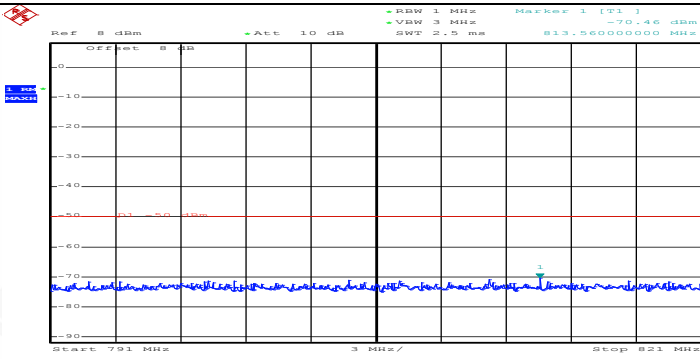
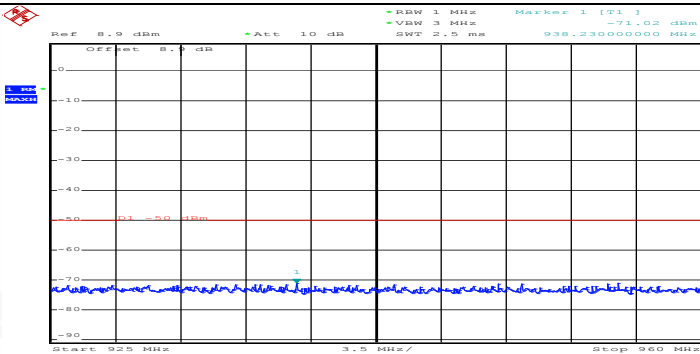
Co-existence	 <p>AAA Date: 17.OCT.2019 10:31:20</p>
Co-existence	 <p>AAA Date: 17.OCT.2019 10:31:27</p>
Co-existence	 <p>AAA Date: 17.OCT.2019 10:31:33</p>

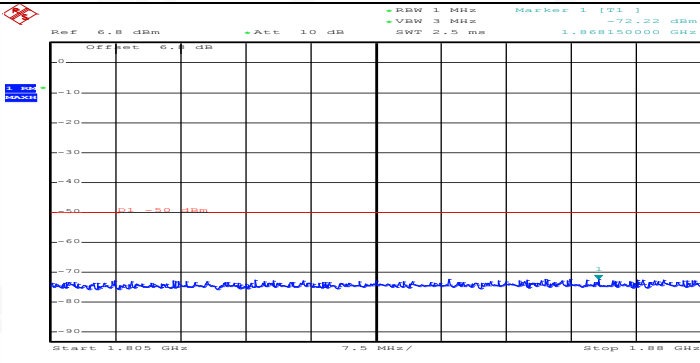
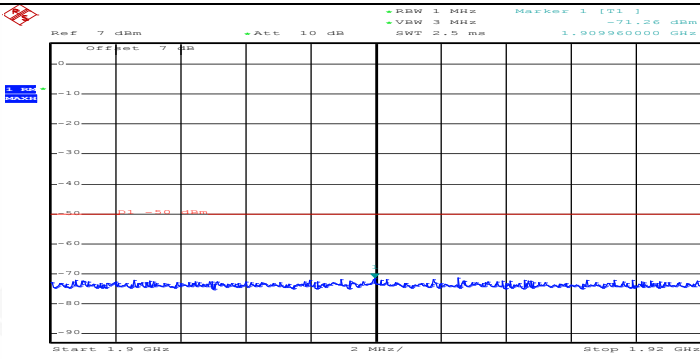
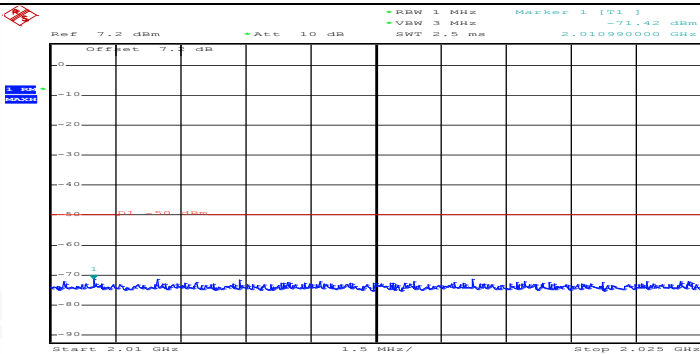
Co-existence	 <p>AAA Date: 17.OCT.2019 10:31:39</p>
Additional	NA

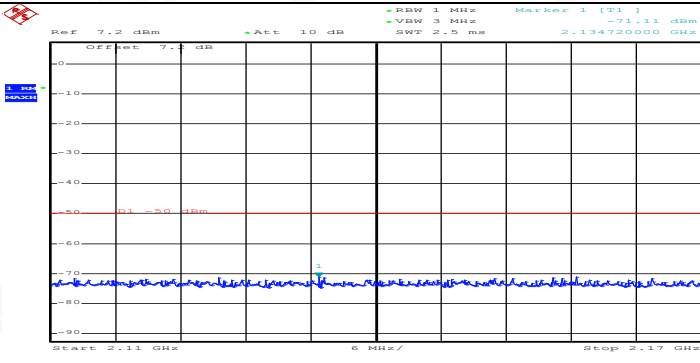
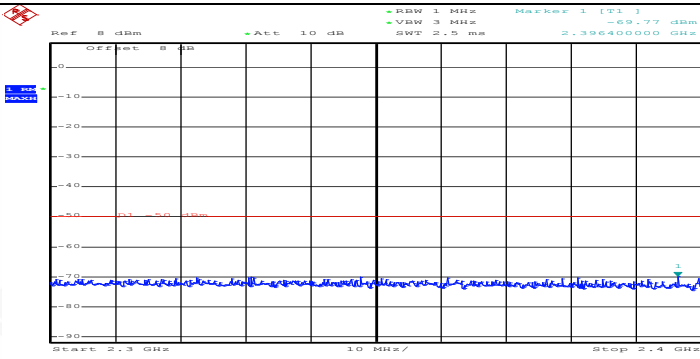
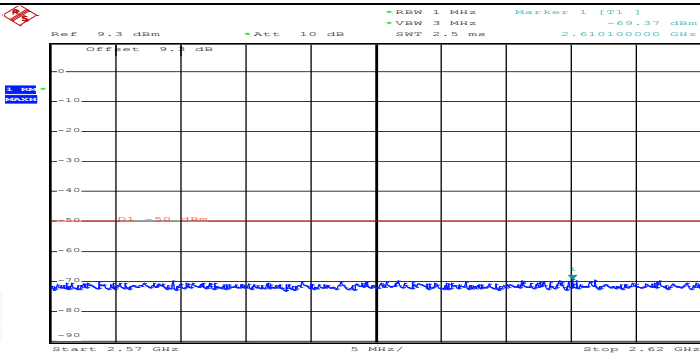
Channel Bandwidth=Lowest (1.4 MHz)_QPSK_MCH_1RB#0	
General	 <p>AAA Date: 17.OCT.2019 10:31:53</p>
General	 <p>AAA Date: 17.OCT.2019 10:32:05</p>



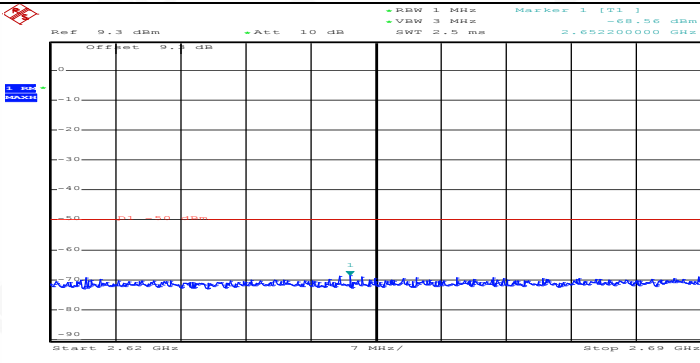
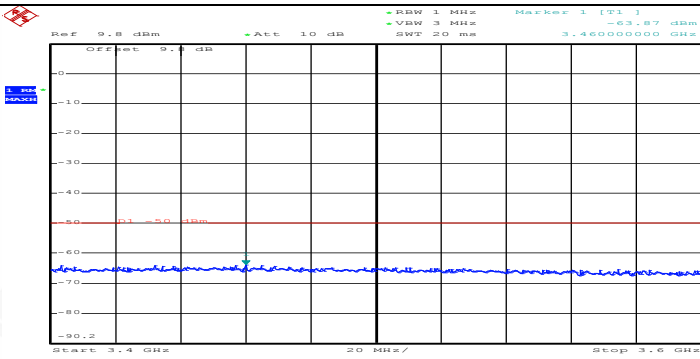
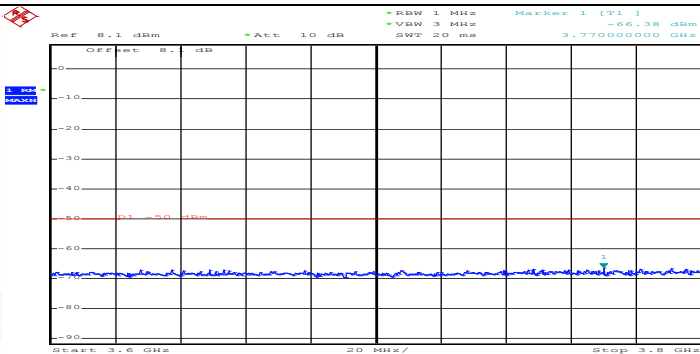
General	 <p>Ref: 8.7 dBm Att: 10 dB RBW: 100 kHz Marker 1 [T1] -67.21 dBm VSW: 300 kHz SWF: 50 ms 669.32300000 MHz</p> <p>Start: 30 MHz 86.395 MHz / Stop: 863.95 MHz</p> <p>AAA Date: 17.OCT.2019 10:32:13</p>
General	 <p>Ref: 8.9 dBm Att: 10 dB RBW: 100 kHz Marker 1 [T1] -64.07 dBm VSW: 300 kHz SWF: 10 ms 938.05730000 MHz</p> <p>Start: 901.05 MHz 9.895 MHz / Stop: 1 GHz</p> <p>AAA Date: 17.OCT.2019 10:32:21</p>
General	 <p>Ref: 7.9 dBm Att: 10 dB RBW: 1 MHz Marker 1 [T1] -65.83 dBm VSW: 3 MHz SWF: 80 ms 4.336000000 GHz</p> <p>Start: 1 GHz 400 MHz / Stop: 5 GHz</p> <p>AAA Date: 17.OCT.2019 10:32:28</p>

General	 <p>AAA Date: 17.OCT.2019 10:32:38</p>
Co-existence	 <p>AAA Date: 17.OCT.2019 10:32:45</p>
Co-existence	 <p>AAA Date: 17.OCT.2019 10:32:51</p>

Co-existence	 <p>AAA Date: 17.OCT.2019 10:32:57</p>
Co-existence	 <p>AAA Date: 17.OCT.2019 10:33:03</p>
Co-existence	 <p>AAA Date: 17.OCT.2019 10:33:11</p>

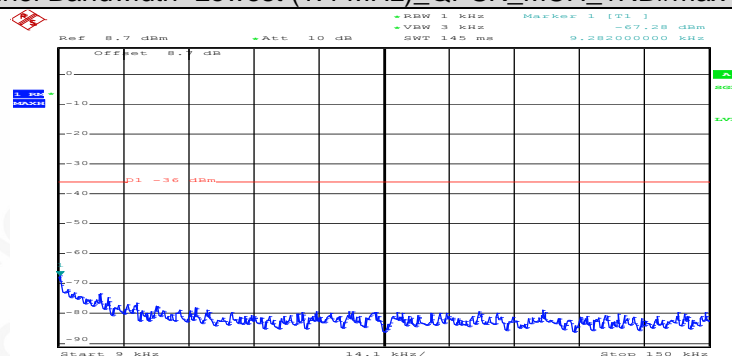
Co-existence	 <p>AAA Date: 17.OCT.2019 10:33:17</p>
Co-existence	 <p>AAA Date: 17.OCT.2019 10:33:24</p>
Co-existence	 <p>AAA Date: 17.OCT.2019 10:33:29</p>



Co-existence	 <p>AAA Date: 17.OCT.2019 10:33:36</p>
Co-existence	 <p>AAA Date: 17.OCT.2019 10:33:42</p>
Co-existence	 <p>AAA Date: 17.OCT.2019 10:33:49</p>
Additional	NA

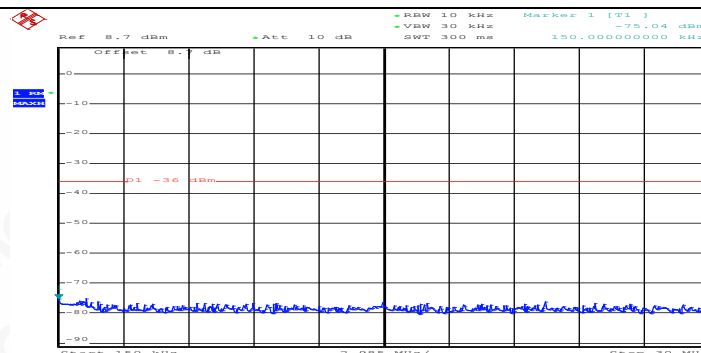
Channel Bandwidth=Lowest (1.4 MHz)\_QPSK\_MCH\_1RB#max

General



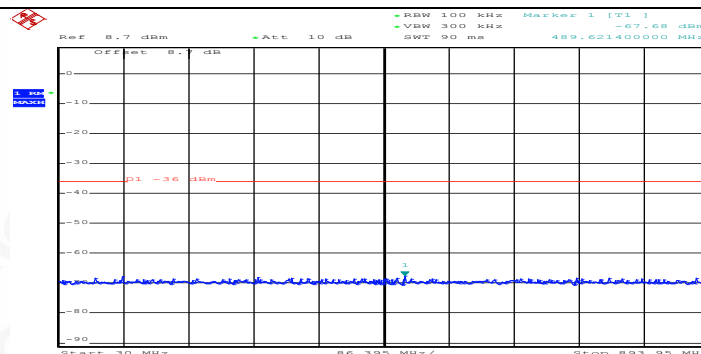
AAA  
Date: 17.OCT.2019 10:33:59

General

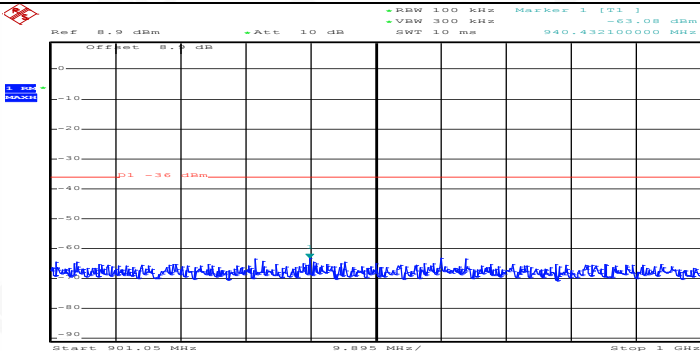
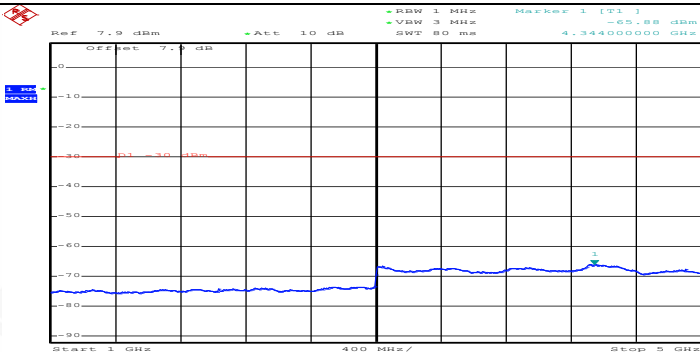
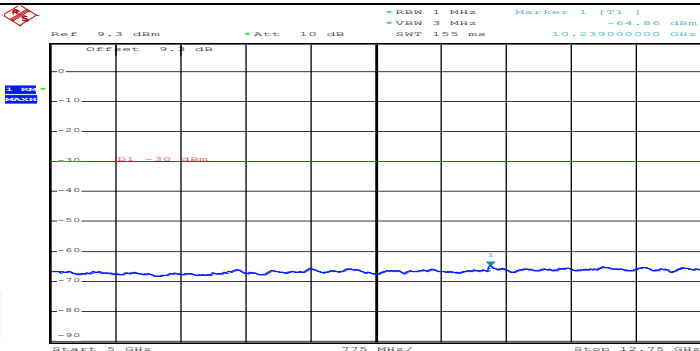


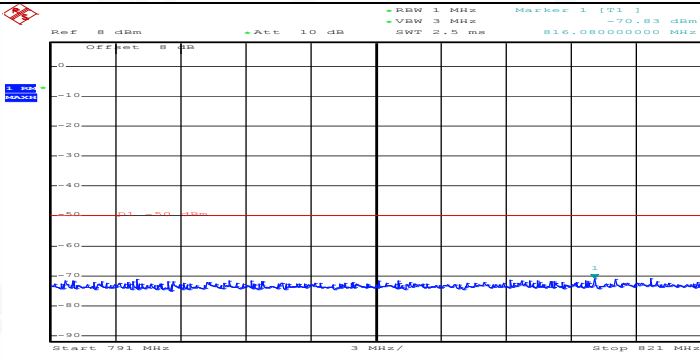
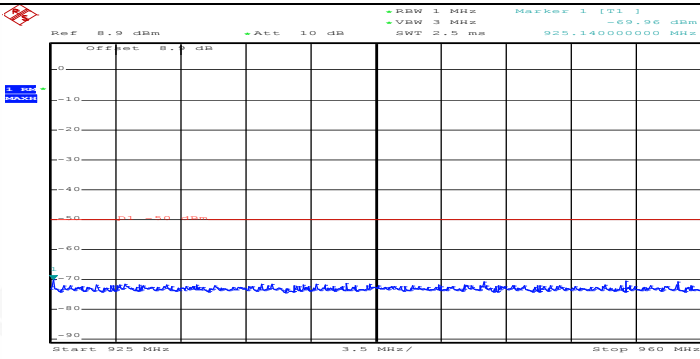
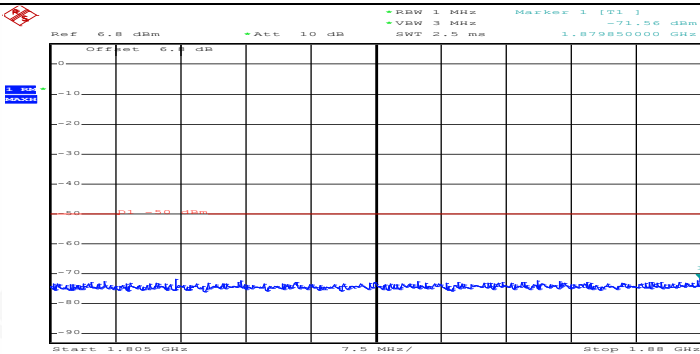
AAA  
Date: 17.OCT.2019 10:34:11

General

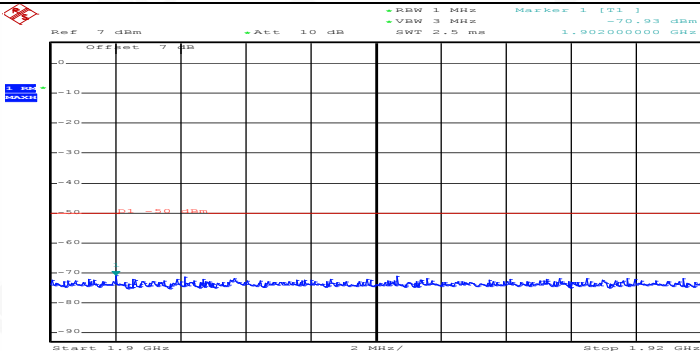
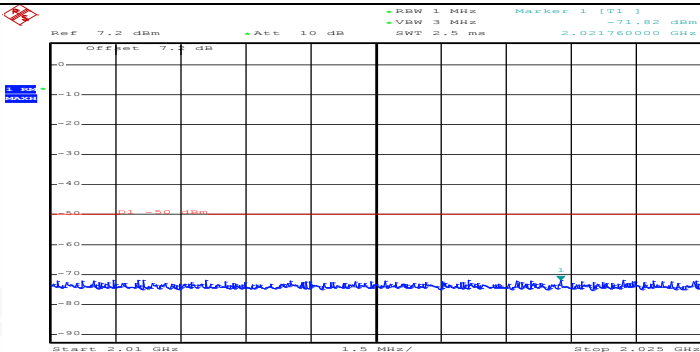
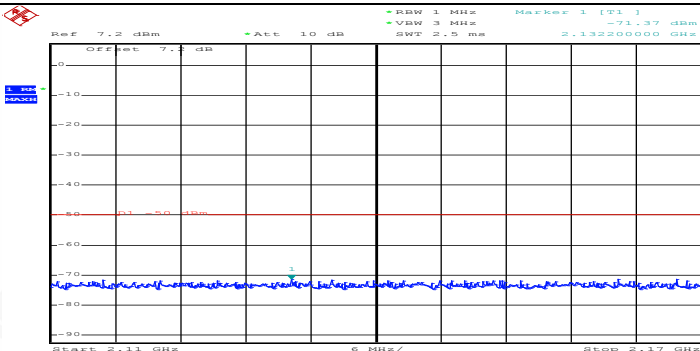


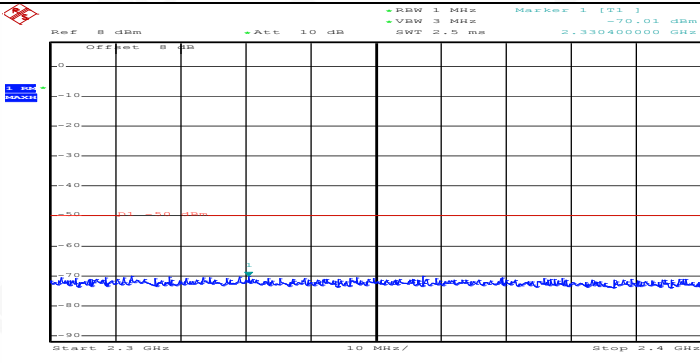
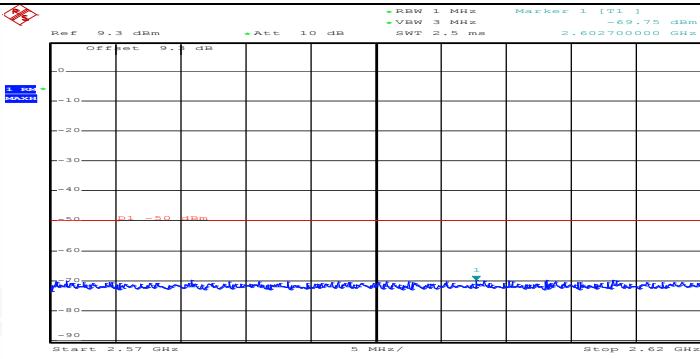
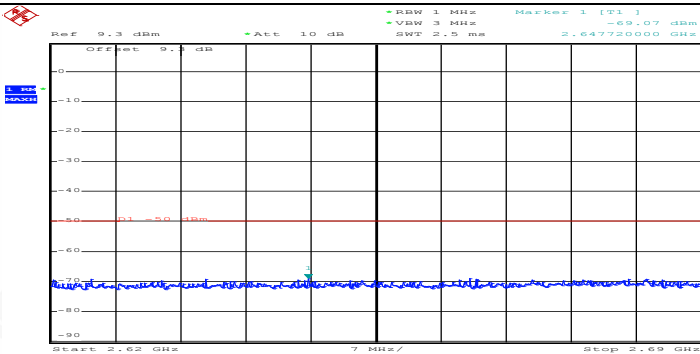
AAA  
Date: 17.OCT.2019 10:34:20

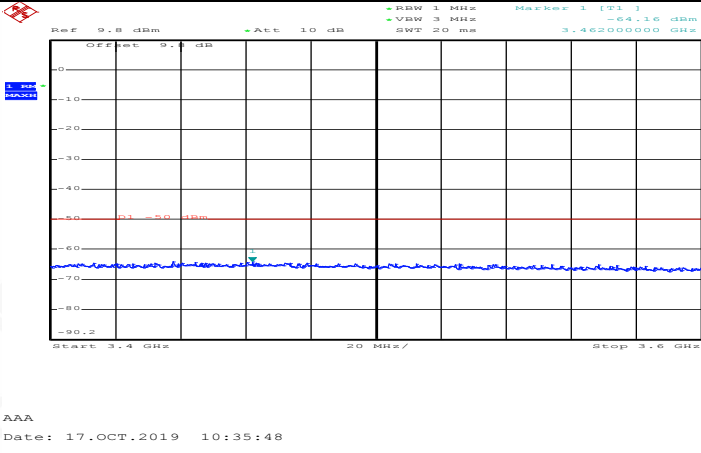
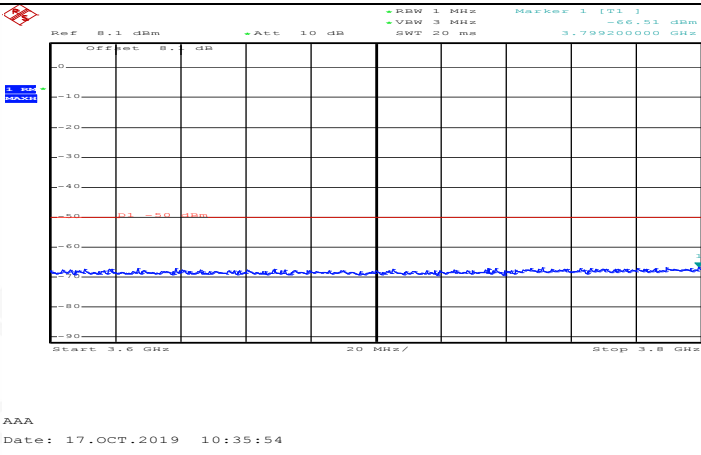
General	 <p>AAA Date: 17.OCT.2019 10:34:25</p>
General	 <p>AAA Date: 17.OCT.2019 10:34:33</p>
General	 <p>AAA Date: 17.OCT.2019 10:34:43</p>

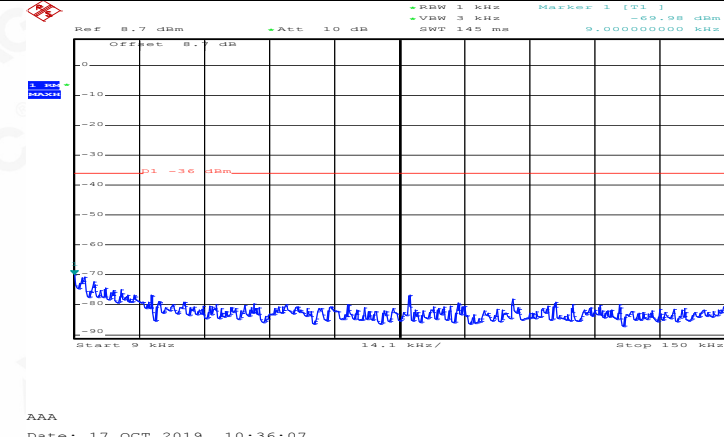
Co-existence	 <p>AAA Date: 17.OCT.2019 10:34:49</p>
Co-existence	 <p>AAA Date: 17.OCT.2019 10:34:59</p>
Co-existence	 <p>AAA Date: 17.OCT.2019 10:35:05</p>



Co-existence	 <p>AAA Date: 17.OCT.2019 10:35:11</p>
Co-existence	 <p>AAA Date: 17.OCT.2019 10:35:17</p>
Co-existence	 <p>AAA Date: 17.OCT.2019 10:35:23</p>

Co-existence	 <p>AAA Date: 17.OCT.2019 10:35:29</p>
Co-existence	 <p>AAA Date: 17.OCT.2019 10:35:36</p>
Co-existence	 <p>AAA Date: 17.OCT.2019 10:35:42</p>

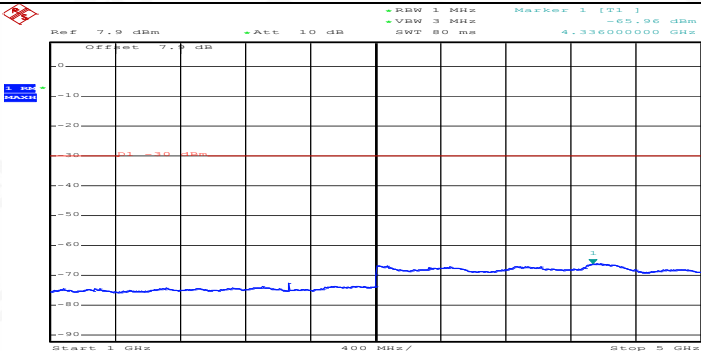
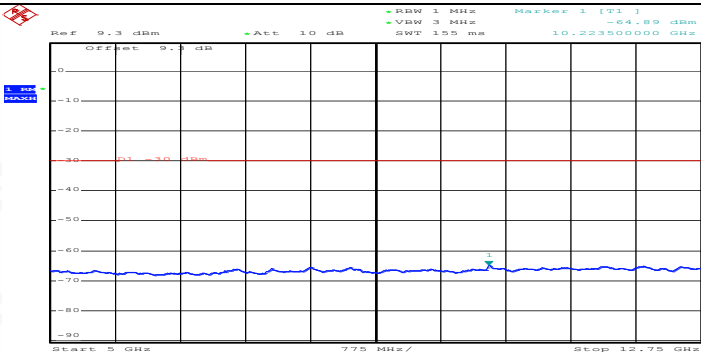
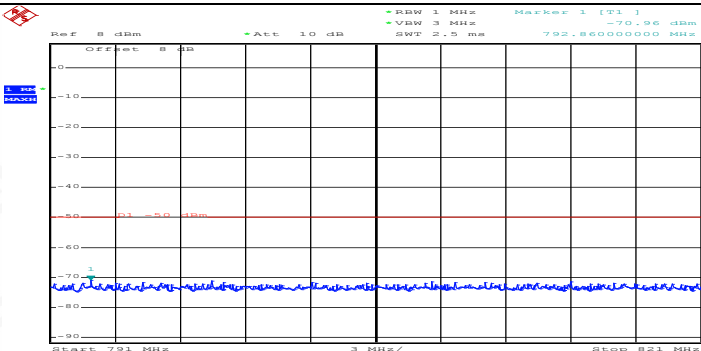
Co-existence	
Co-existence	
Additional	NA

Channel Bandwidth=Lowest (1.4 MHz)_QPSK_MCH_FullRB#0	
General	

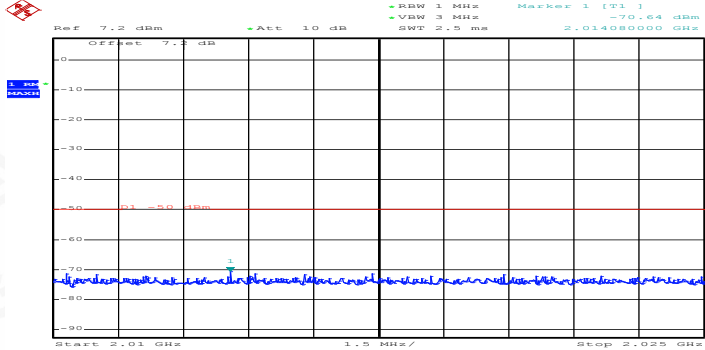
General	 <p>AAA Date: 17.OCT.2019 10:36:19</p>
General	 <p>AAA Date: 17.OCT.2019 10:36:28</p>
General	 <p>AAA Date: 17.OCT.2019 10:36:35</p>

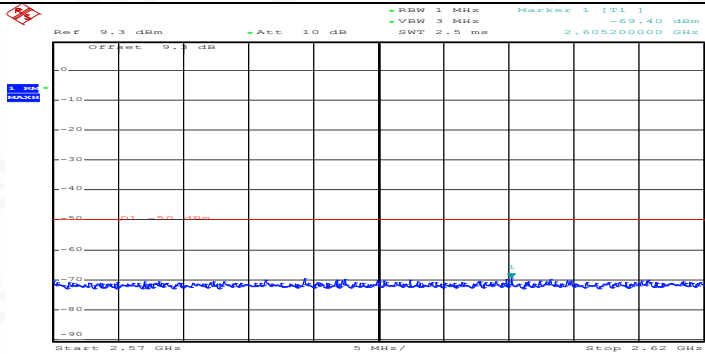
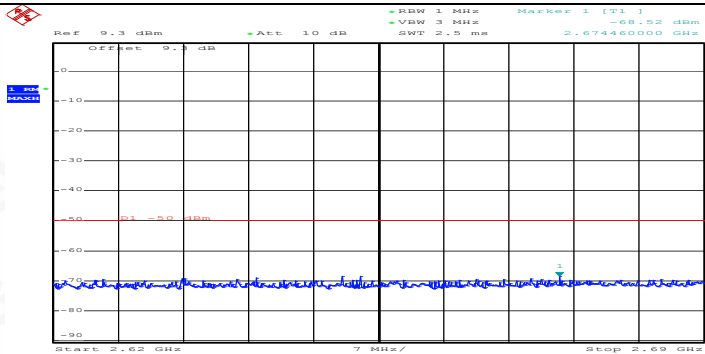
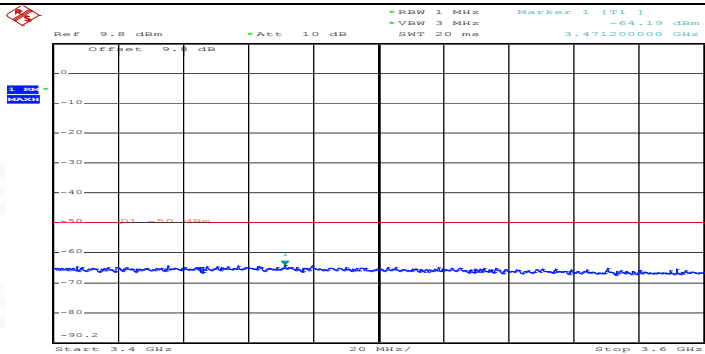




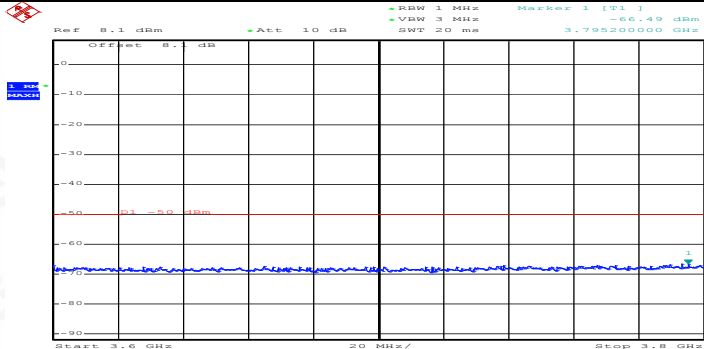
General	 <p>AAA Date: 17.OCT.2019 10:36:42</p>
General	 <p>AAA Date: 17.OCT.2019 10:36:52</p>
Co-existence	 <p>AAA Date: 17.OCT.2019 10:36:57</p>

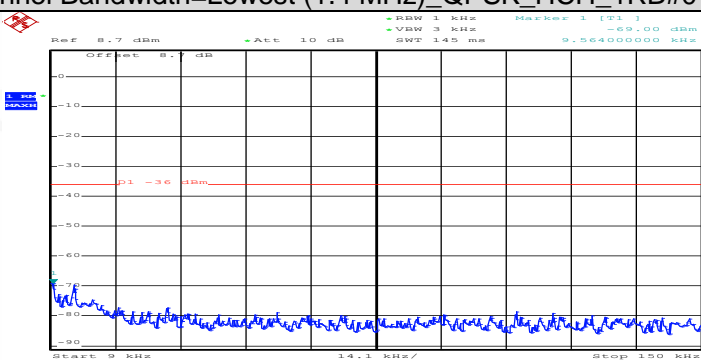
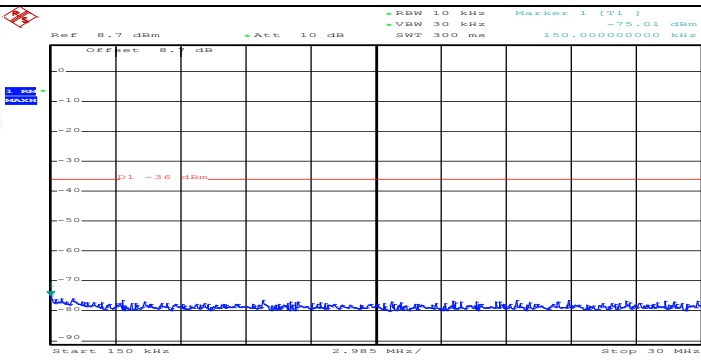
Co-existence	 <p>Ref: 8.9 dBm Att: 10 dB RBW: 1 MHz Marker: 1 [T1] -71.09 dBm VSW: 3 MHz SWT: 2.5 ms 925.05000000 MHz</p> <p>Offset: 6.8 dB</p> <p>Start: 925 MHz 3.5 MHz/ Stop: 960 MHz</p> <p>AAA Date: 17.OCT.2019 10:37:05</p>
Co-existence	 <p>Ref: 6.8 dBm Att: 10 dB RBW: 1 MHz Marker: 1 [T1] -72.08 dBm VSW: 3 MHz SWT: 2.5 ms 1.870850000 GHz</p> <p>Offset: 6.8 dB</p> <p>Start: 1.805 GHz 7.5 MHz/ Stop: 1.88 GHz</p> <p>AAA Date: 17.OCT.2019 10:37:11</p>
Co-existence	 <p>Ref: 7 dBm Att: 10 dB RBW: 1 MHz Marker: 1 [T1] -71.22 dBm VSW: 3 MHz SWT: 2.5 ms 1.917440000 GHz</p> <p>Offset: 7 dB</p> <p>Start: 1.9 GHz 2 MHz/ Stop: 1.92 GHz</p> <p>AAA Date: 17.OCT.2019 10:37:17</p>

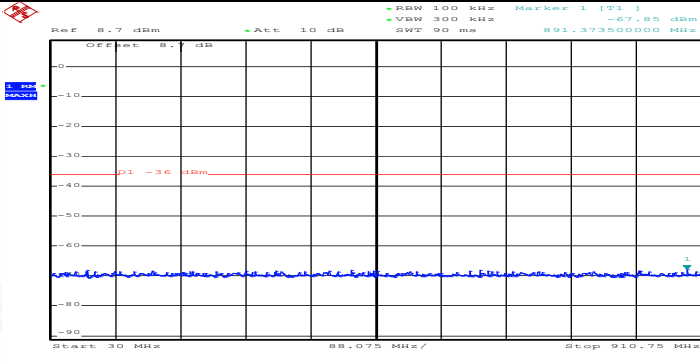
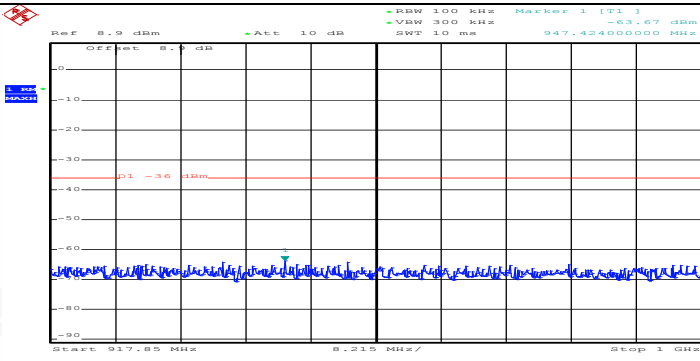
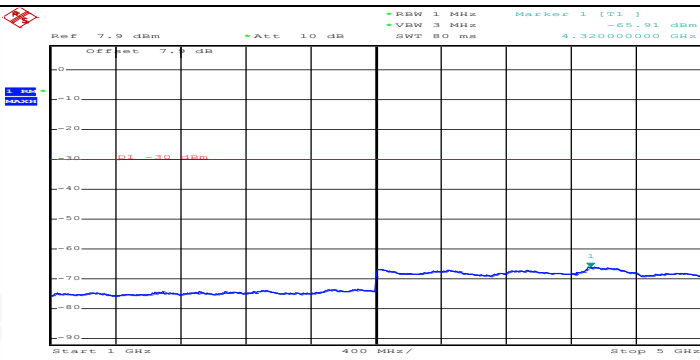
Co-existence	 <p>AAA Date: 17.OCT.2019 10:37:25</p>
Co-existence	 <p>AAA Date: 17.OCT.2019 10:37:31</p>
Co-existence	 <p>AAA Date: 17.OCT.2019 10:37:38</p>

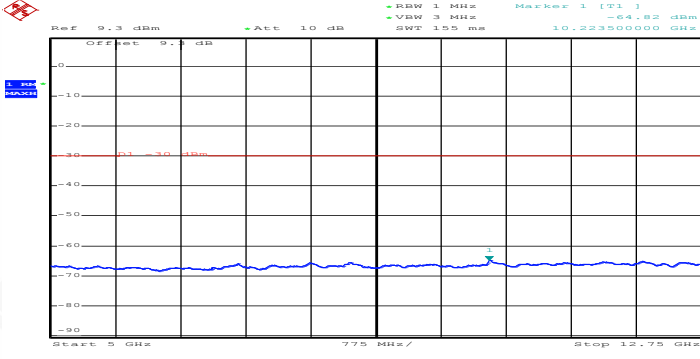
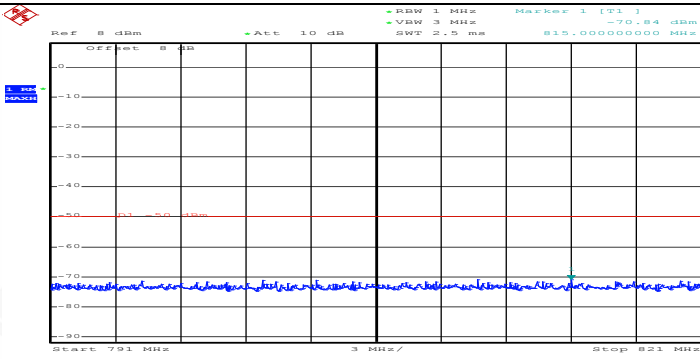
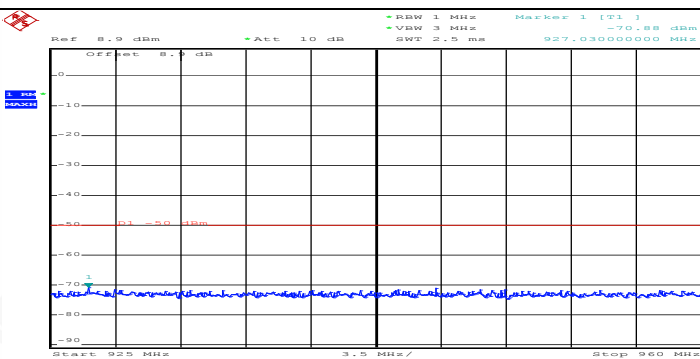
Co-existence	 <p>AAA Date: 17.OCT.2019 10:37:44</p>
Co-existence	 <p>AAA Date: 17.OCT.2019 10:37:50</p>
Co-existence	 <p>AAA Date: 17.OCT.2019 10:37:56</p>

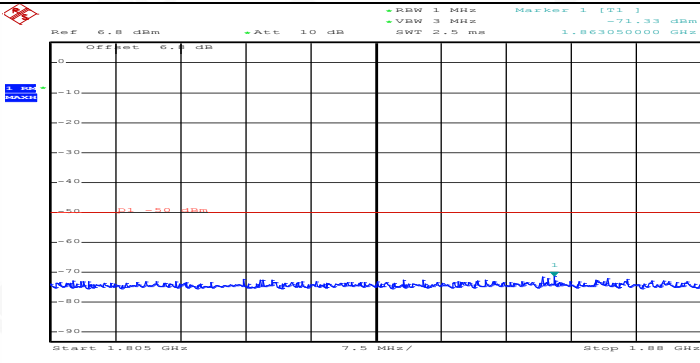
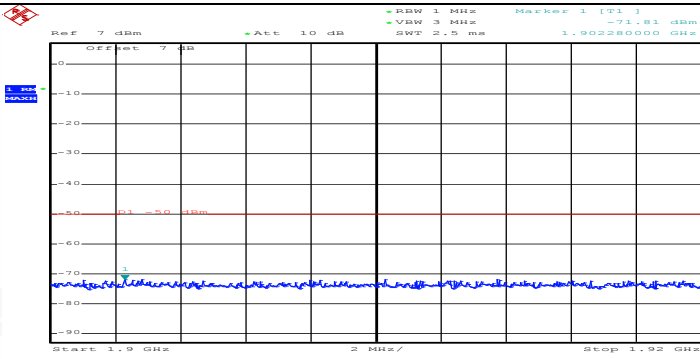
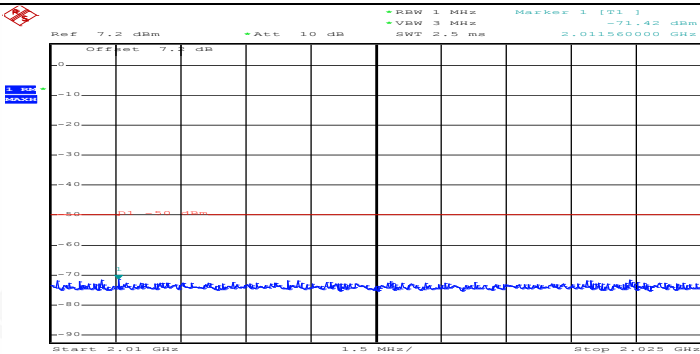


Co-existence	 <p>AAA Date: 17.OCT.2019 10:38:03</p>
Additional	NA

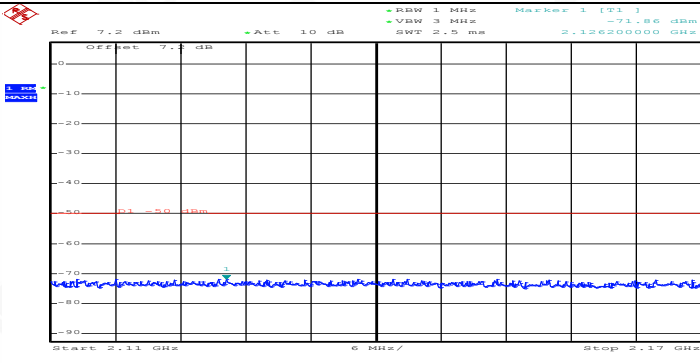
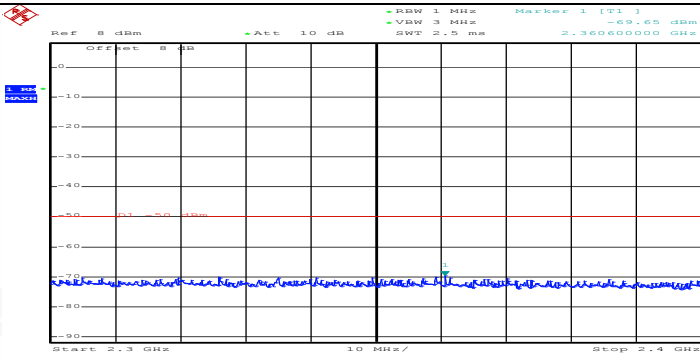
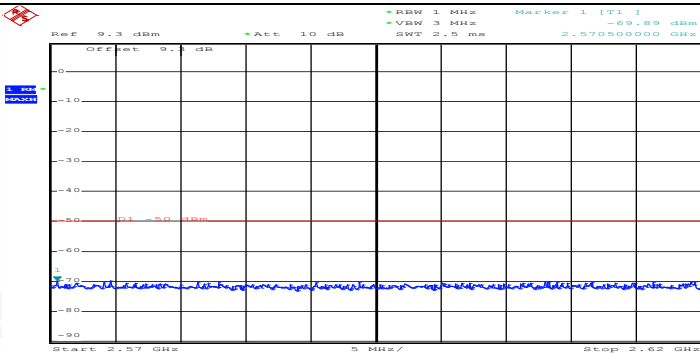
Channel Bandwidth=Lowest (1.4 MHz) QPSK_HCH_1RB#0	
General	 <p>AAA Date: 17.OCT.2019 10:38:17</p>
General	 <p>AAA Date: 17.OCT.2019 10:38:30</p>

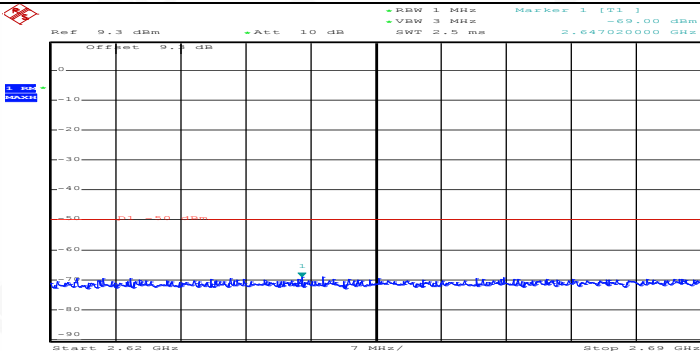
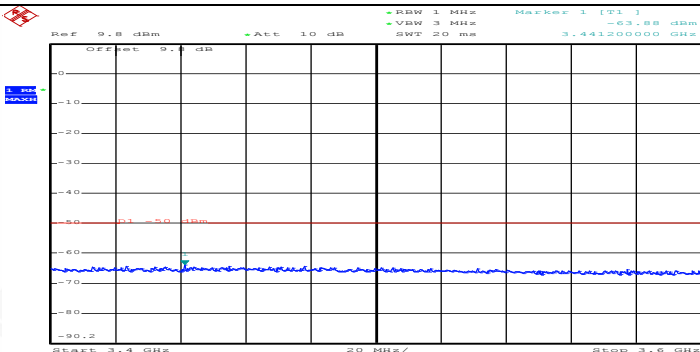
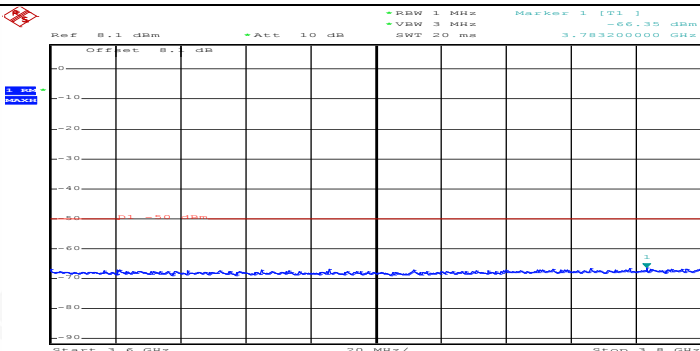
General	 <p>AAA Date: 17.OCT.2019 10:38:38</p>
General	 <p>AAA Date: 17.OCT.2019 10:38:44</p>
General	 <p>AAA Date: 17.OCT.2019 10:38:51</p>

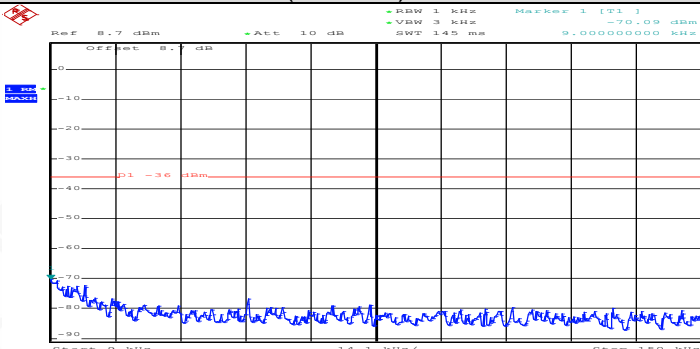
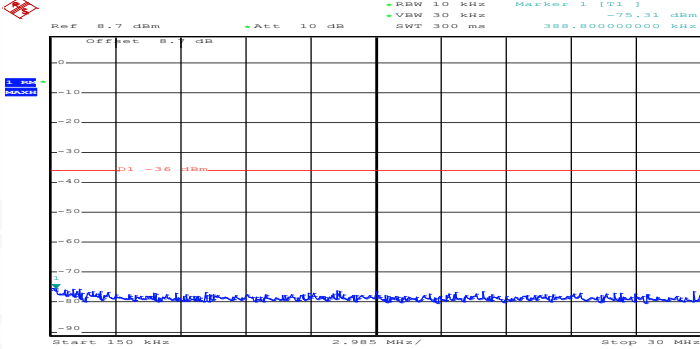
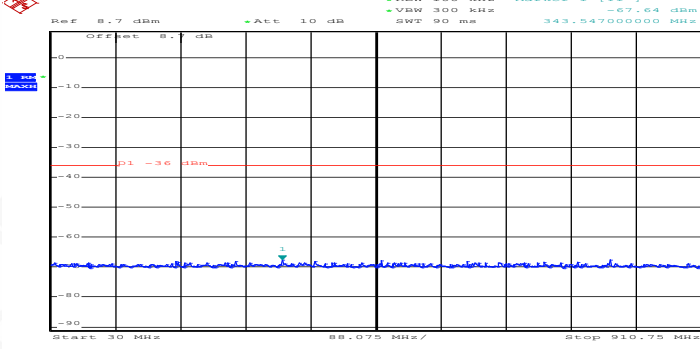
General	 <p>AAA Date: 17.OCT.2019 10:39:01</p>
Co-existence	 <p>AAA Date: 17.OCT.2019 10:39:07</p>
Co-existence	 <p>AAA Date: 17.OCT.2019 10:39:17</p>

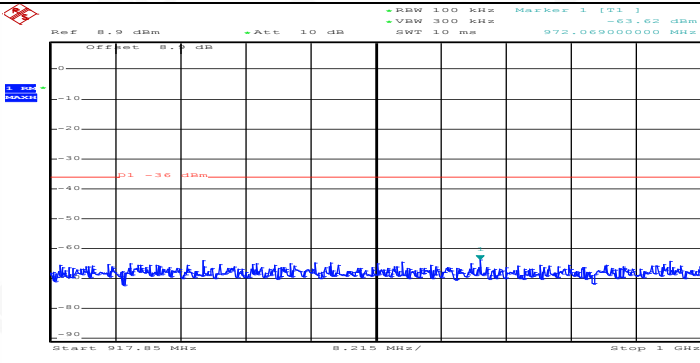
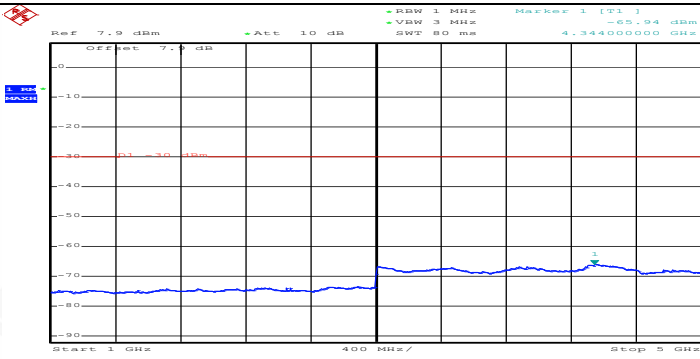
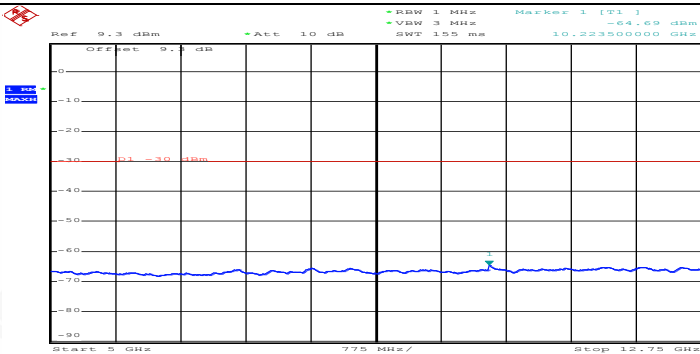
Co-existence	 <p>AAA Date: 17.OCT.2019 10:39:23</p>
Co-existence	 <p>AAA Date: 17.OCT.2019 10:39:29</p>
Co-existence	 <p>AAA Date: 17.OCT.2019 10:39:35</p>



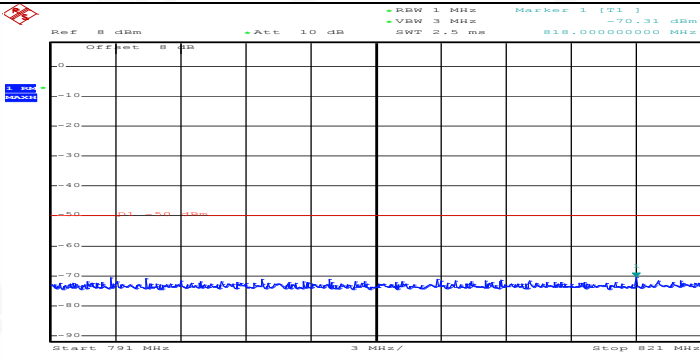
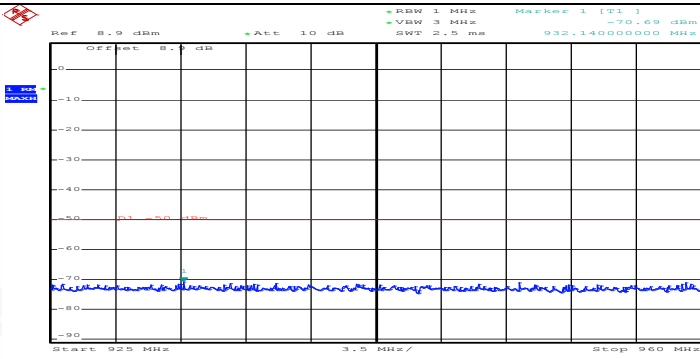
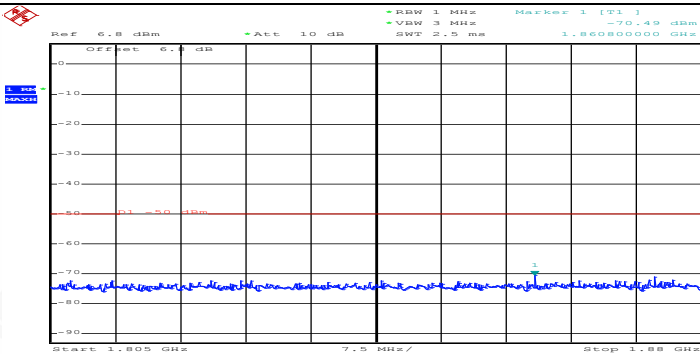
Co-existence	 <p>AAA Date: 17.OCT.2019 10:39:41</p>
Co-existence	 <p>AAA Date: 17.OCT.2019 10:39:47</p>
Co-existence	 <p>AAA Date: 17.OCT.2019 10:39:52</p>

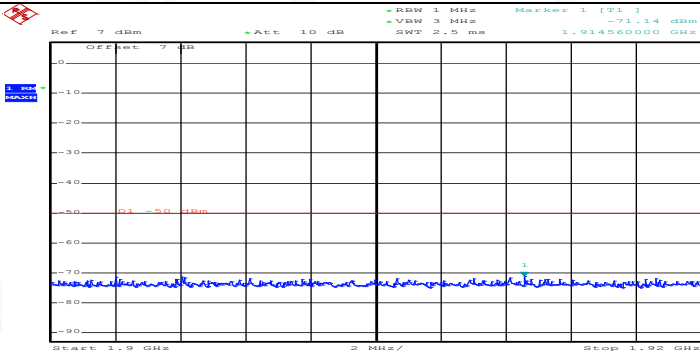
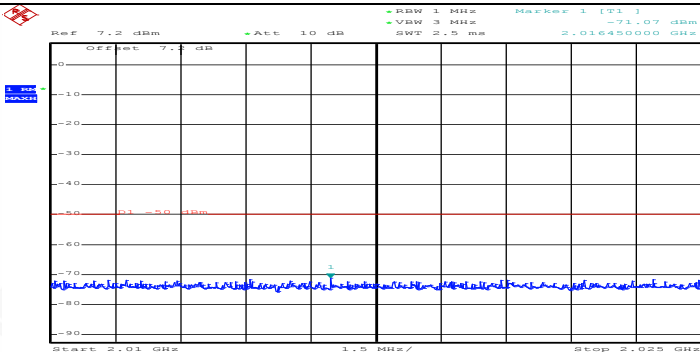
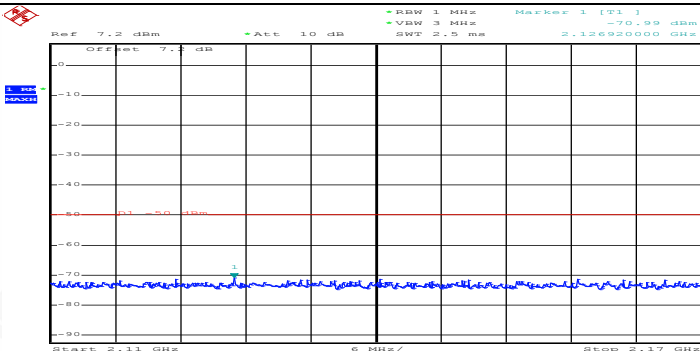
Co-existence	 <p>AAA Date: 17.OCT.2019 10:39:58</p>
Co-existence	 <p>AAA Date: 17.OCT.2019 10:40:05</p>
Co-existence	 <p>AAA Date: 17.OCT.2019 10:40:11</p>
Additional	NA

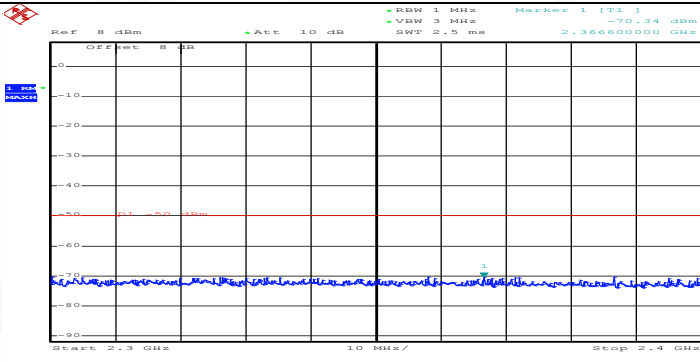
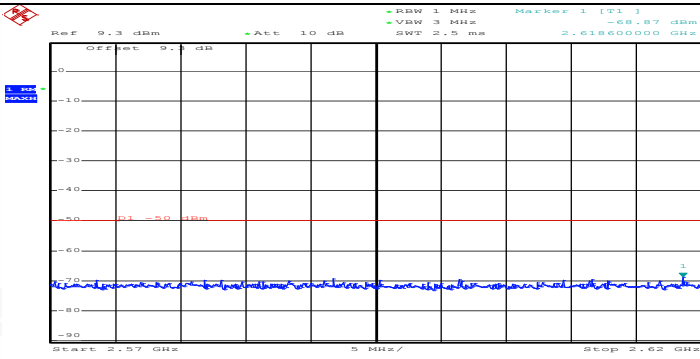
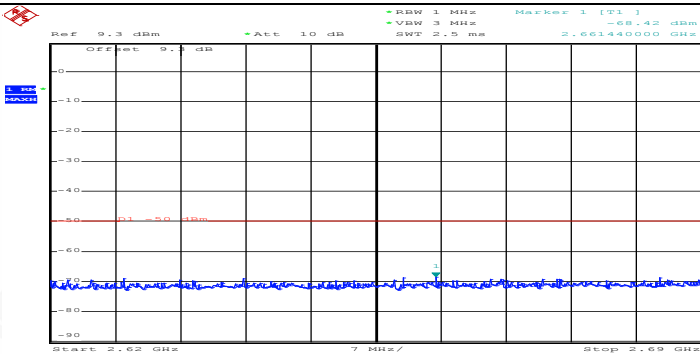
Channel Bandwidth=Lowest (1.4 MHz)_QPSK_HCH_1RB#max	
General	 <p>AAA Date: 17.OCT.2019 10:40:21</p>
General	 <p>AAA Date: 17.OCT.2019 10:40:33</p>
General	 <p>AAA Date: 17.OCT.2019 10:40:41</p>

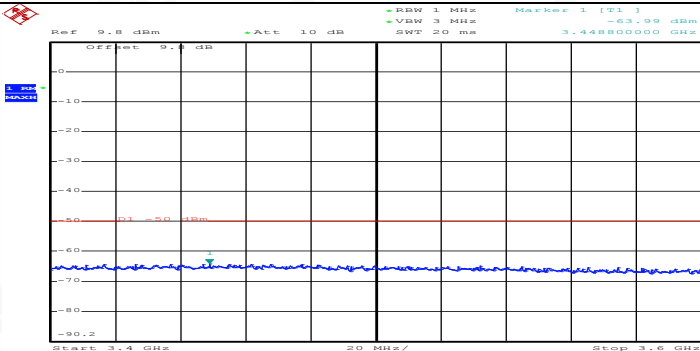
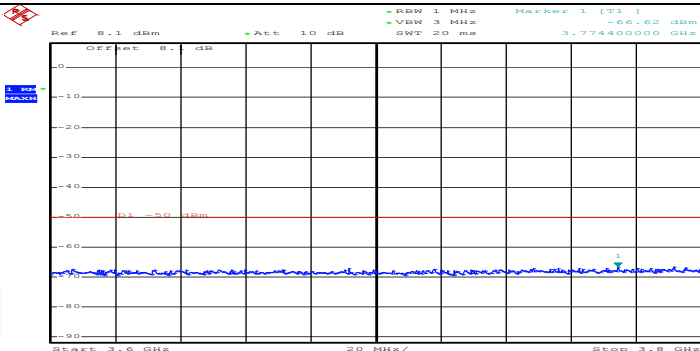
General	 <p>AAA Date: 17.OCT.2019 10:40:47</p>
General	 <p>AAA Date: 17.OCT.2019 10:40:56</p>
General	 <p>AAA Date: 17.OCT.2019 10:41:06</p>

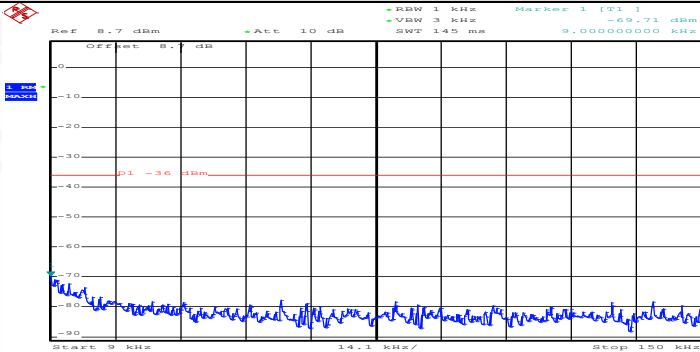


Co-existence	 <p>AAA Date: 17.OCT.2019 10:41:13</p>
Co-existence	 <p>AAA Date: 17.OCT.2019 10:41:19</p>
Co-existence	 <p>AAA Date: 17.OCT.2019 10:41:25</p>

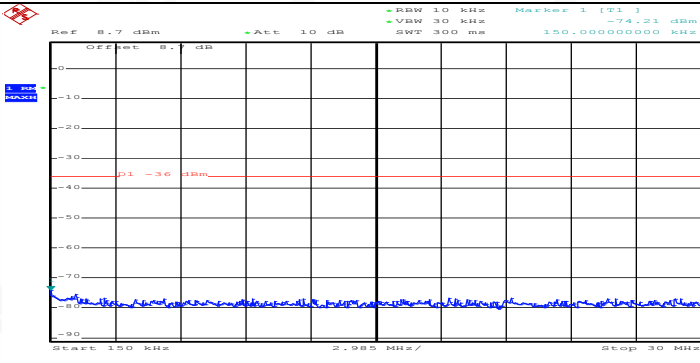
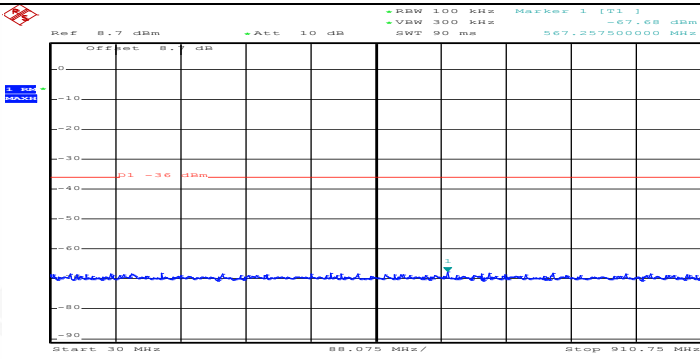
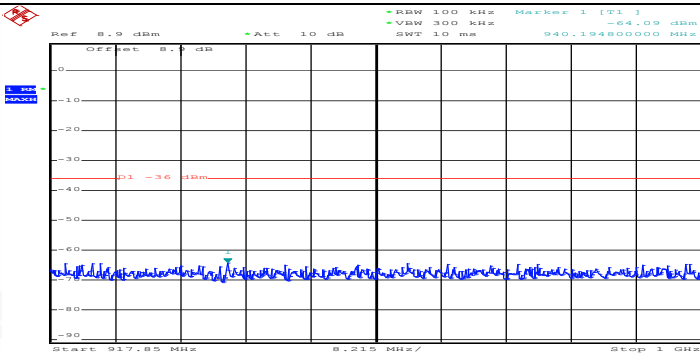
Co-existence	 <p>AAA Date: 17.OCT.2019 10:41:31</p>
Co-existence	 <p>AAA Date: 17.OCT.2019 10:41:38</p>
Co-existence	 <p>AAA Date: 17.OCT.2019 10:41:44</p>

Co-existence	 <p>AAA Date: 17.OCT.2019 10:41:50</p>
Co-existence	 <p>AAA Date: 17.OCT.2019 10:41:57</p>
Co-existence	 <p>AAA Date: 17.OCT.2019 10:42:03</p>

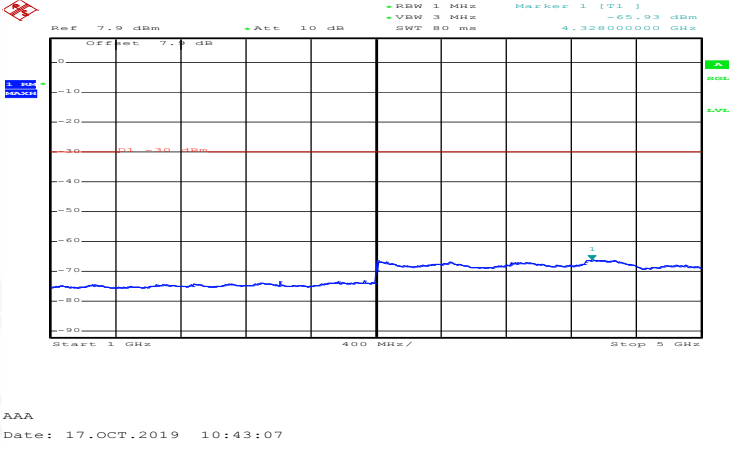
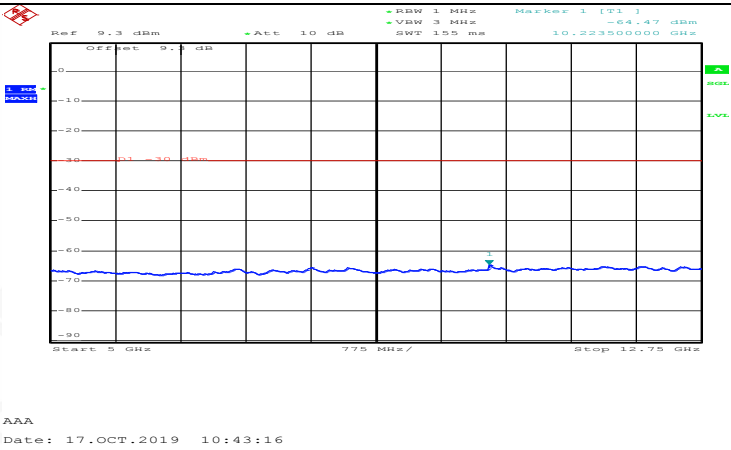
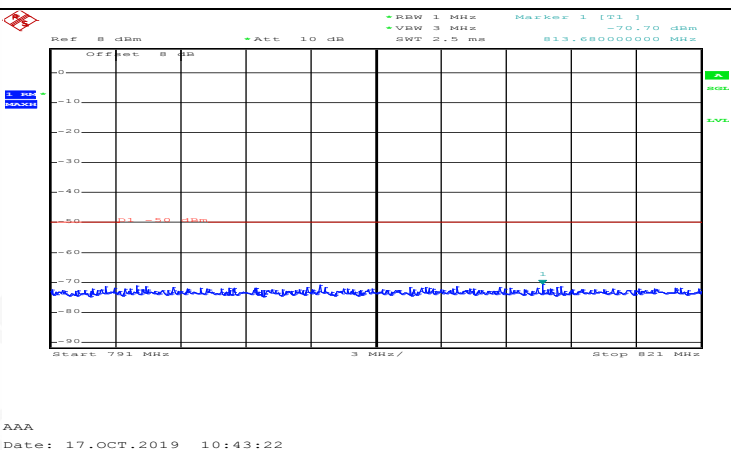
Co-existence	 <p>AAA Date: 17.OCT.2019 10:42:11</p>
Co-existence	 <p>AAA Date: 17.OCT.2019 10:42:17</p>
Additional	NA

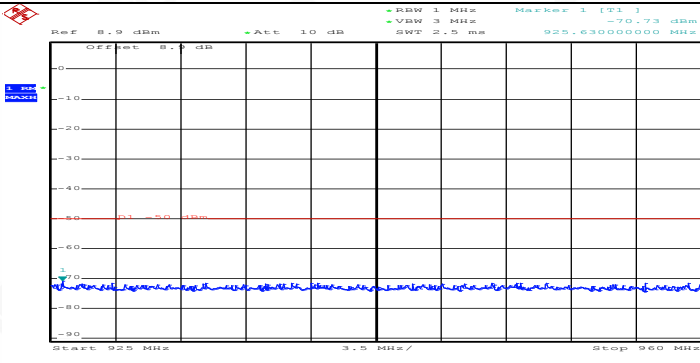
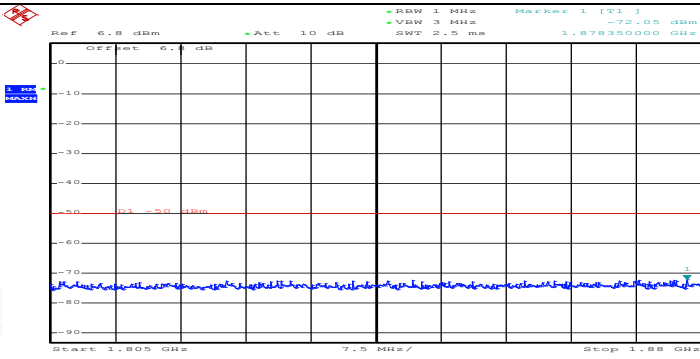
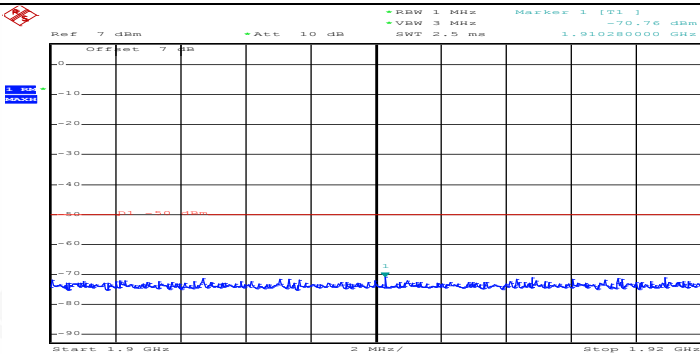
Channel Bandwidth=Lowest (1.4 MHz)_QPSK_HCH_FullIRB#0	
General	 <p>AAA Date: 17.OCT.2019 10:42:30</p>

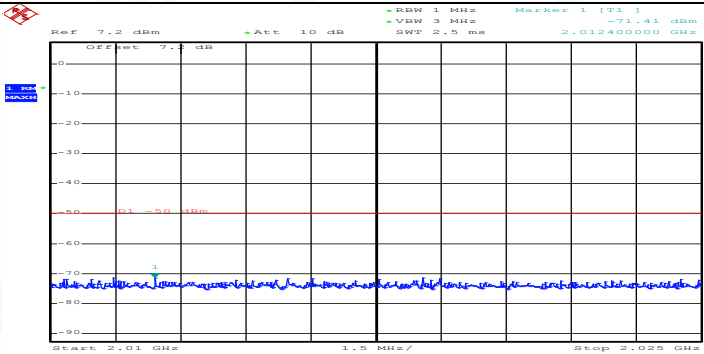
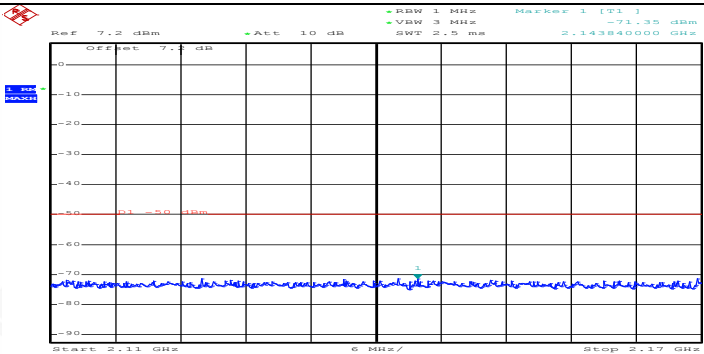
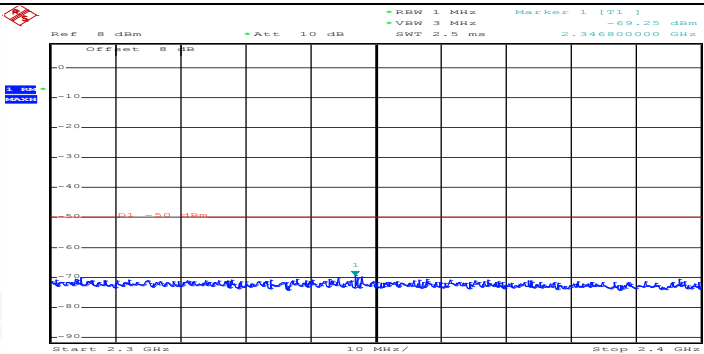


General	 <p>AAA Date: 17.OCT.2019 10:42:42</p>
General	 <p>AAA Date: 17.OCT.2019 10:42:50</p>
General	 <p>AAA Date: 17.OCT.2019 10:42:57</p>

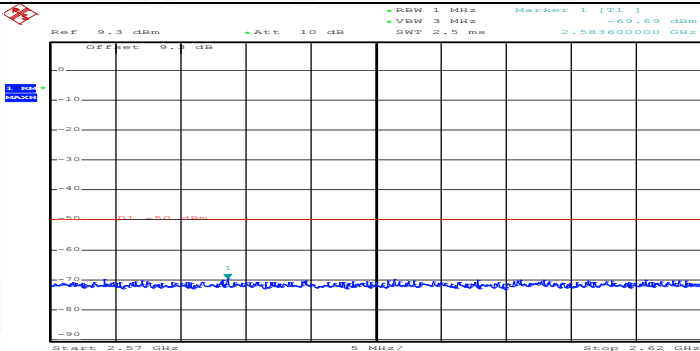
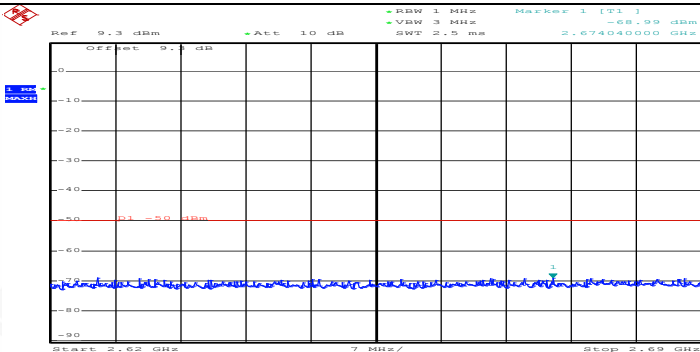
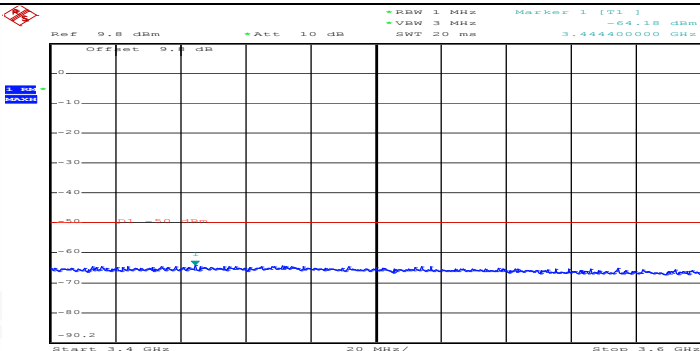


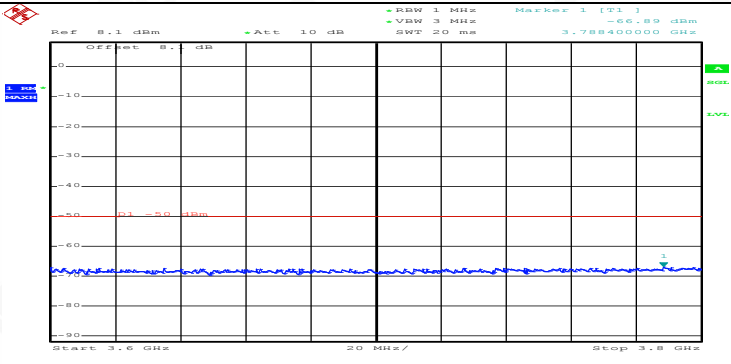
General	
General	
Co-existence	

Co-existence	 <p>AAA Date: 17.OCT.2019 10:43:29</p>
Co-existence	 <p>AAA Date: 17.OCT.2019 10:43:35</p>
Co-existence	 <p>AAA Date: 17.OCT.2019 10:43:41</p>

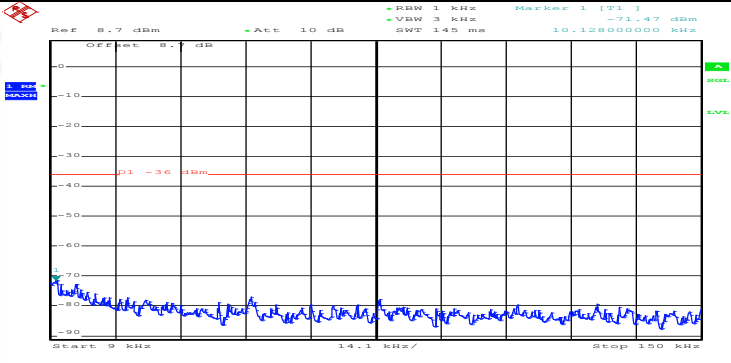
Co-existence	 <p>AAA Date: 17.OCT.2019 10:43:47</p>
Co-existence	 <p>AAA Date: 17.OCT.2019 10:43:54</p>
Co-existence	 <p>AAA Date: 17.OCT.2019 10:44:00</p>

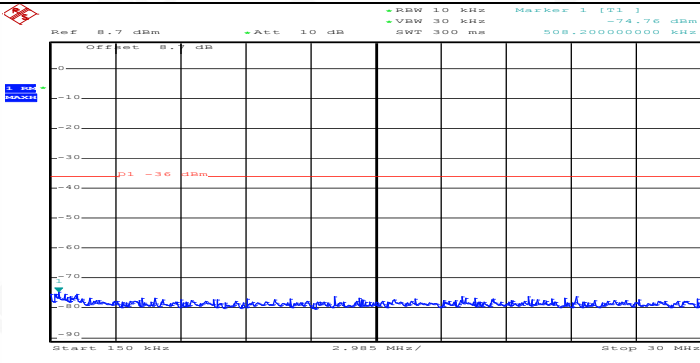
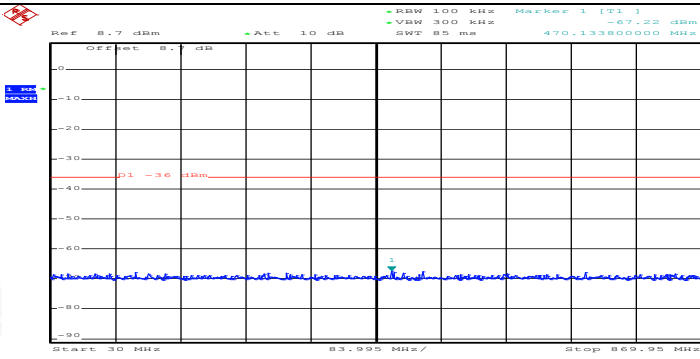
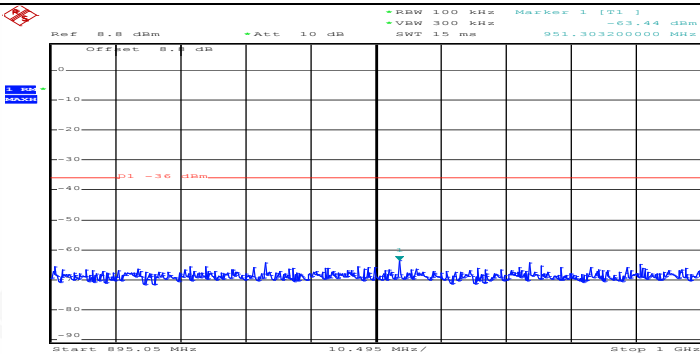


Co-existence	 <p>AAA Date: 17.OCT.2019 10:44:07</p>
Co-existence	 <p>AAA Date: 17.OCT.2019 10:44:17</p>
Co-existence	 <p>AAA Date: 17.OCT.2019 10:44:23</p>

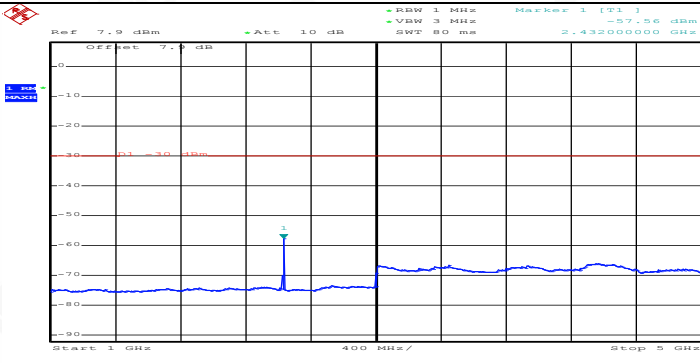
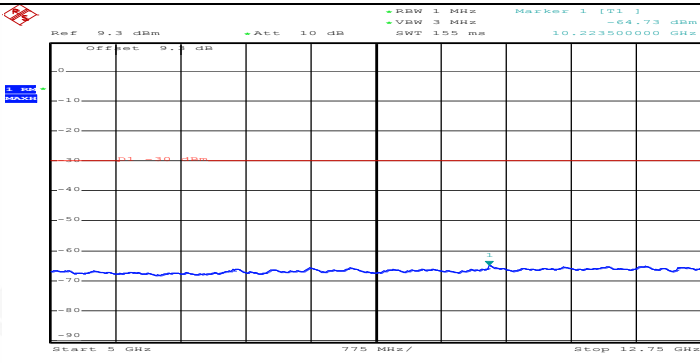
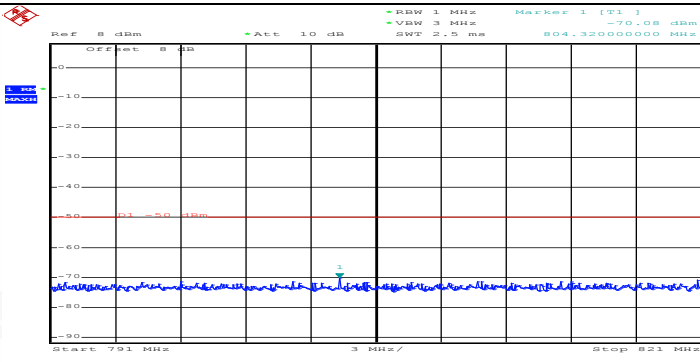
Co-existence	 <p>AAA Date: 17.OCT.2019 10:44:29</p>
Additional	NA

Channel Bandwidth= (5 MHz)

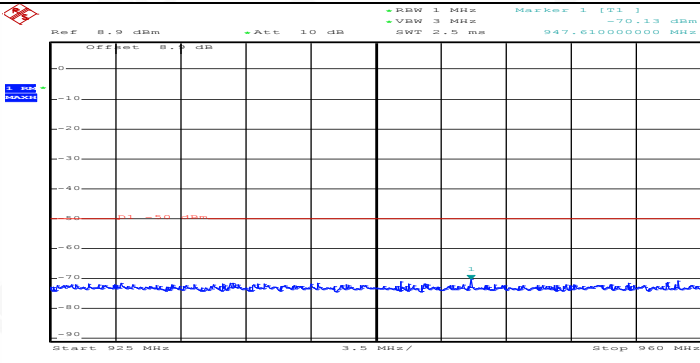
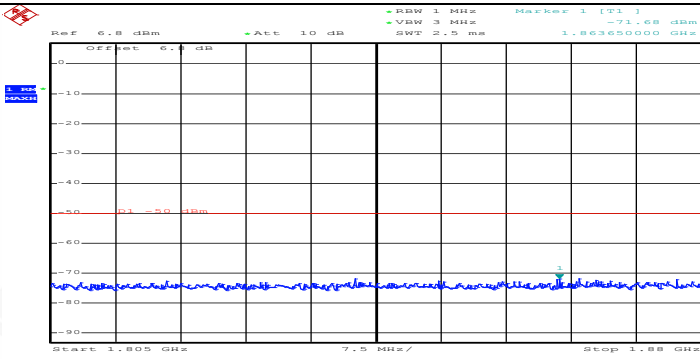
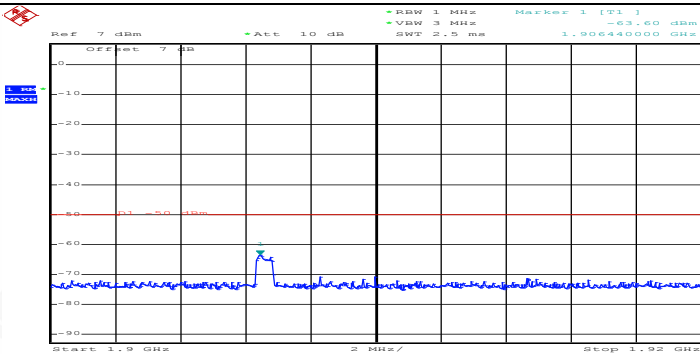
Channel Bandwidth=(5 MHz)_QPSK_LCH_1RB#0	
General	 <p>AAA Date: 17.OCT.2019 10:44:41</p>

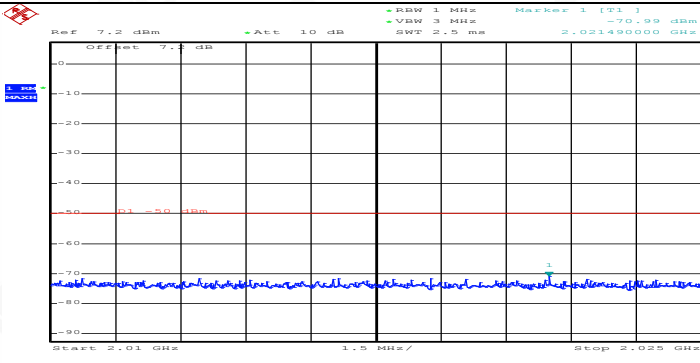
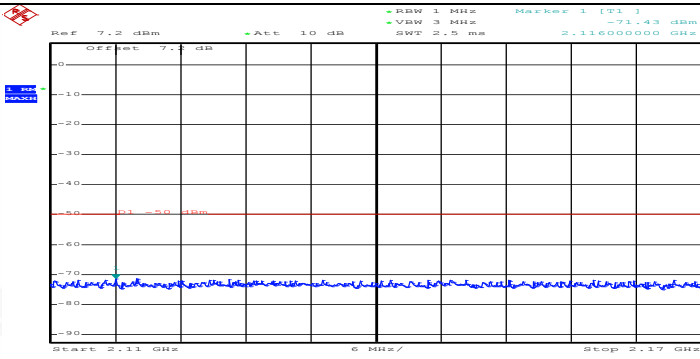
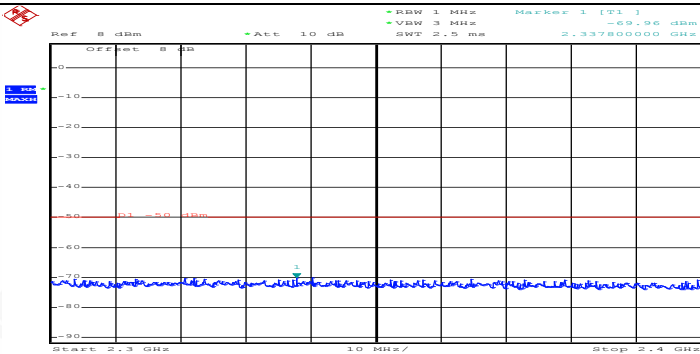
General	 <p>Ref: 8.7 dBm Att: 10 dB RBW: 10 kHz Marker 1 (T1) -74.76 dBm VSW: 30 kHz SWT: 300 ms 208.20000000 MHz</p> <p>Start 150 kHz 2.985 MHz Stop 30 MHz</p> <p>AAA Date: 17.OCT.2019 10:44:53</p>
General	 <p>Ref: 8.7 dBm Att: 10 dB RBW: 100 kHz Marker 1 (T1) -67.22 dBm VSW: 300 kHz SWT: 85 ms 470.13300000 MHz</p> <p>Start 30 MHz 83.995 MHz Stop 869.95 MHz</p> <p>AAA Date: 17.OCT.2019 10:45:00</p>
General	 <p>Ref: 8.8 dBm Att: 10 dB RBW: 100 kHz Marker 1 (T1) -63.44 dBm VSW: 300 kHz SWT: 15 ms 951.30320000 MHz</p> <p>Start 895.05 MHz 10.495 MHz Stop 1 GHz</p> <p>AAA Date: 17.OCT.2019 10:45:07</p>

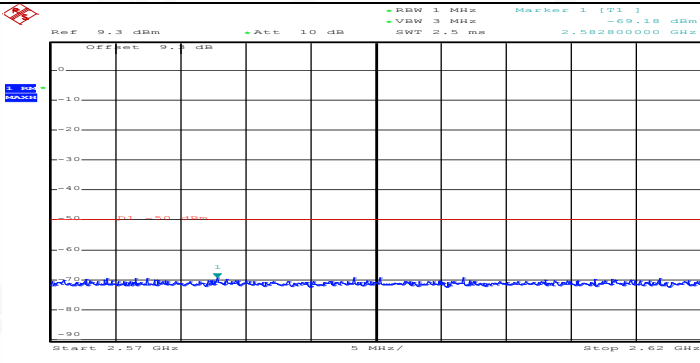
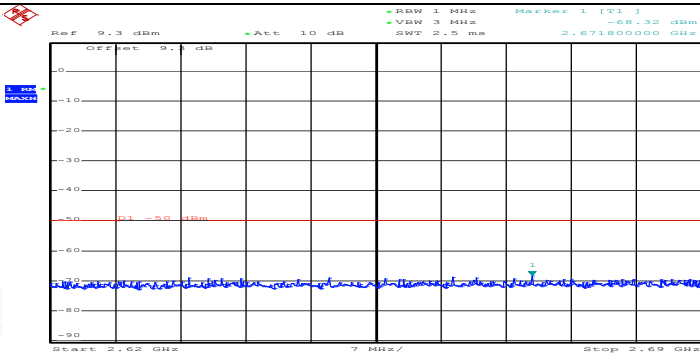
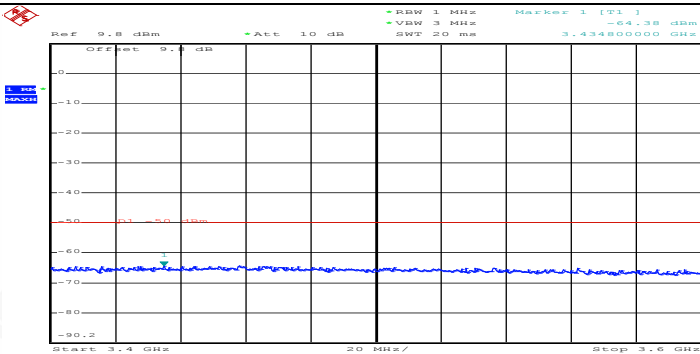


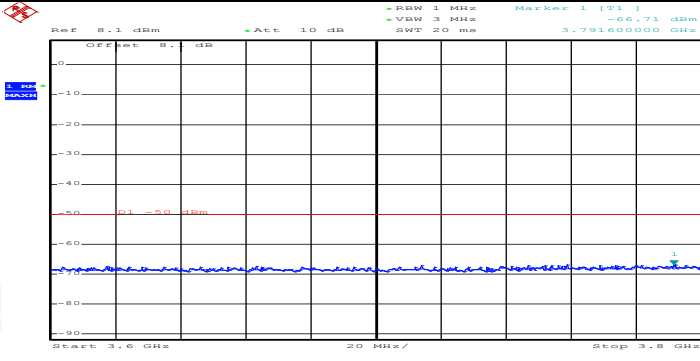
General	 <p>Ref: 7.9 dBm, Att: 10 dB, RBW: 1 MHz, VSW: 3 MHz, SWT: 80 ms, Marker 1: [71.1] -57.56 dBm, 2.43200000 GHz</p> <p>Start: 1 GHz, 400 MHz/Stop: 5 GHz</p> <p>AAA Date: 17.OCT.2019 10:45:15</p>
General	 <p>Ref: 9.3 dBm, Att: 10 dB, RBW: 1 MHz, VSW: 3 MHz, SWT: 155 ms, Marker 1: [51.1] -64.73 dBm, 10.22350000 GHz</p> <p>Start: 5 GHz, 775 MHz/Stop: 12.75 GHz</p> <p>AAA Date: 17.OCT.2019 10:45:24</p>
Co-existence	 <p>Ref: 8 dBm, Att: 10 dB, RBW: 1 MHz, VSW: 3 MHz, SWT: 2.5 ms, Marker 1: [11.1] -70.08 dBm, 804.32000000 MHz</p> <p>Start: 791 MHz, 3 MHz/Stop: 821 MHz</p> <p>AAA Date: 17.OCT.2019 10:45:31</p>

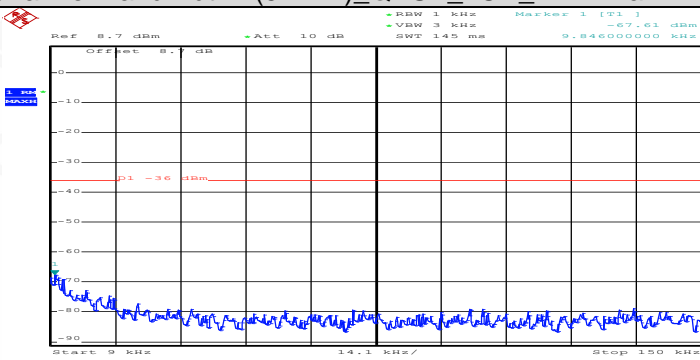
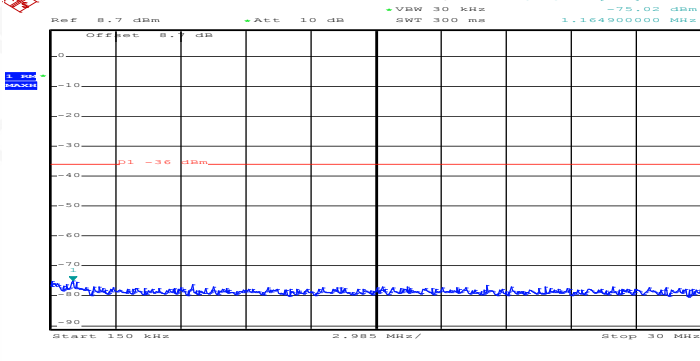


Co-existence	 <p>AAA Date: 17.OCT.2019 10:45:37</p>
Co-existence	 <p>AAA Date: 17.OCT.2019 10:45:44</p>
Co-existence	 <p>AAA Date: 17.OCT.2019 10:45:51</p>

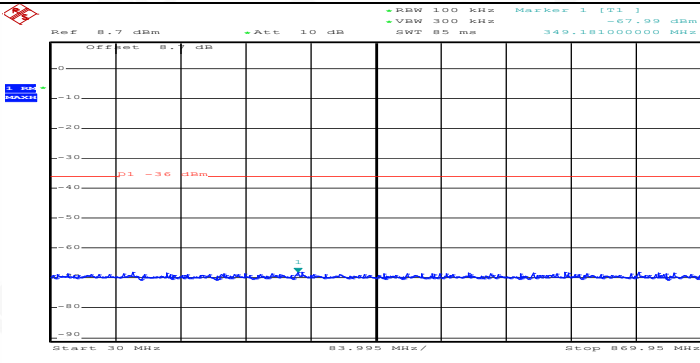
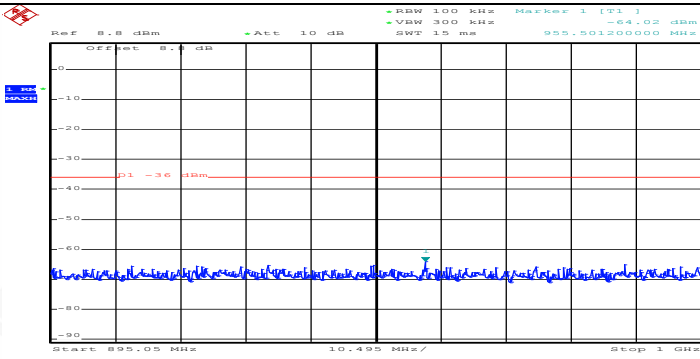
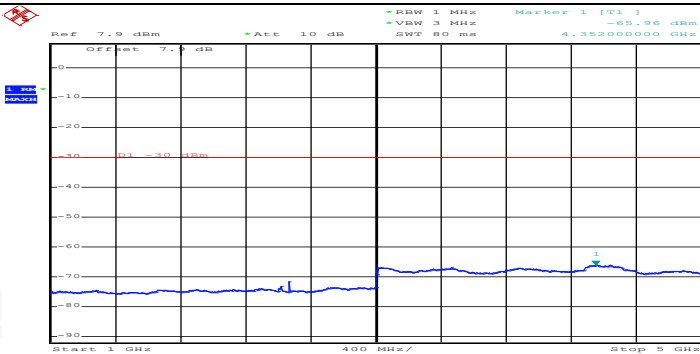
Co-existence	 <p>AAA Date: 17.OCT.2019 10:45:57</p>
Co-existence	 <p>AAA Date: 17.OCT.2019 10:46:04</p>
Co-existence	 <p>AAA Date: 17.OCT.2019 10:46:17</p>

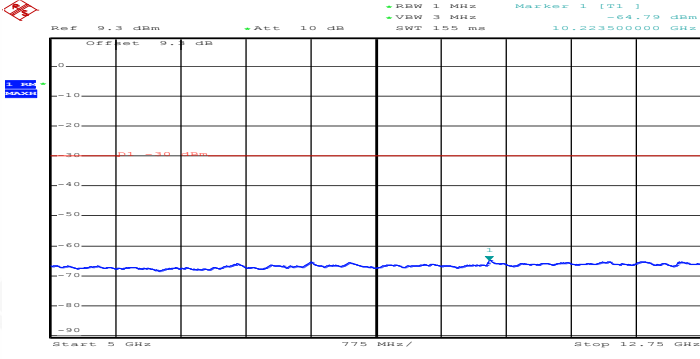
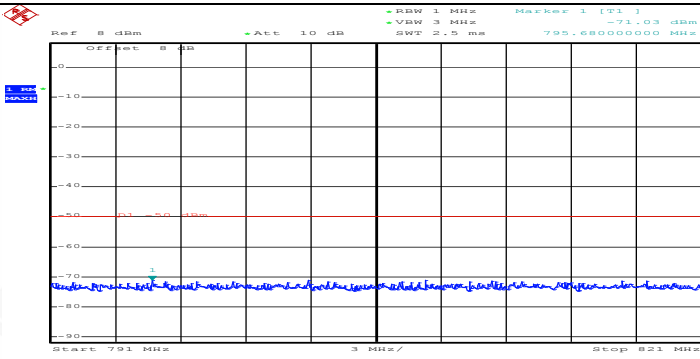
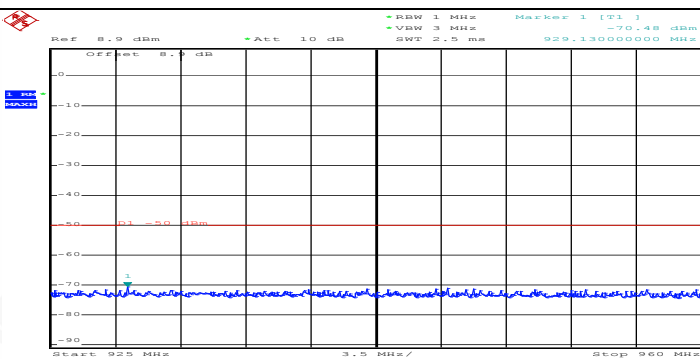
Co-existence	 <p>AAA Date: 17.OCT.2019 10:46:23</p>
Co-existence	 <p>AAA Date: 17.OCT.2019 10:46:32</p>
Co-existence	 <p>AAA Date: 17.OCT.2019 10:46:38</p>

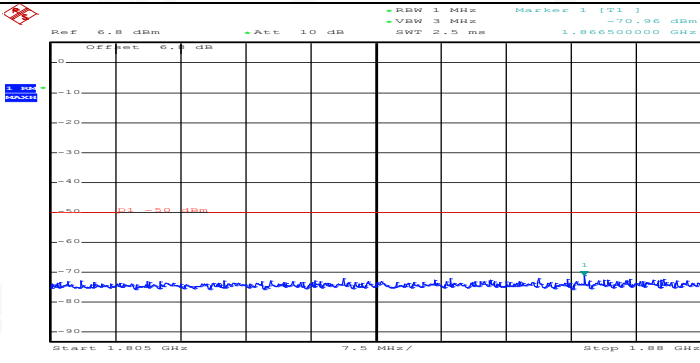
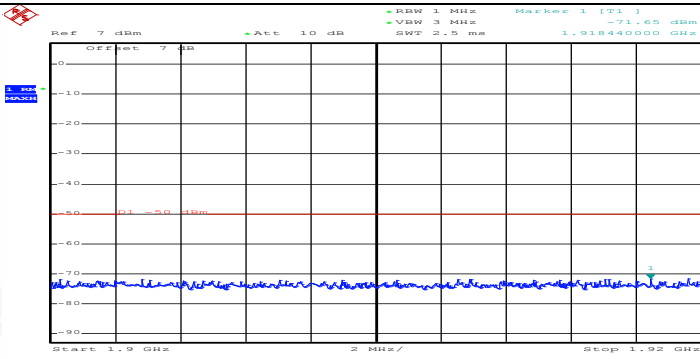
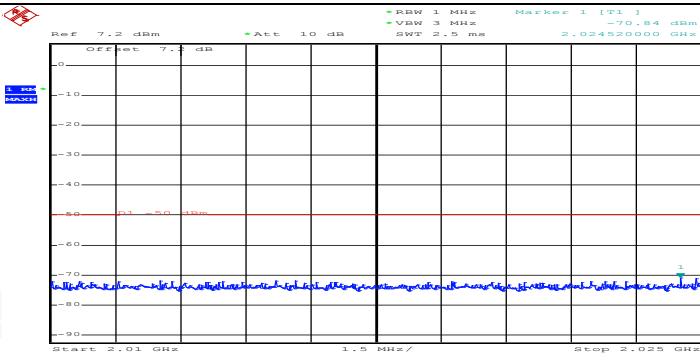
Co-existence	 <p>AAA Date: 17.OCT.2019 10:46:45</p>
Additional	NA

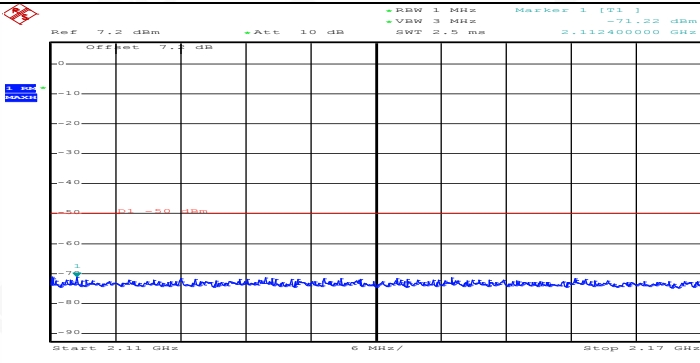
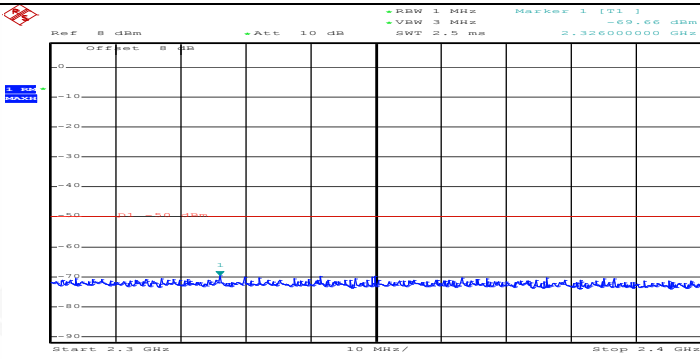
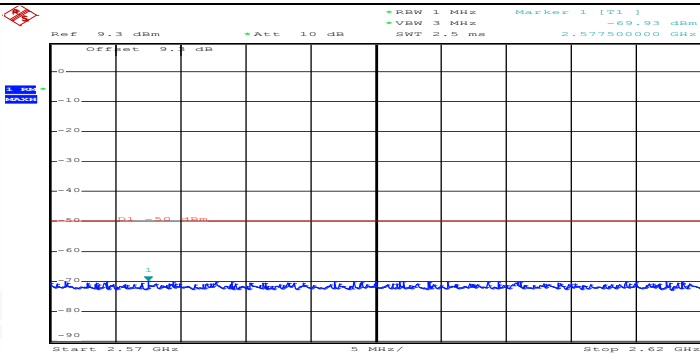
Channel Bandwidth= (5 MHz)_QPSK_LCH_1RB#max	
General	 <p>AAA Date: 17.OCT.2019 10:46:54</p>
General	 <p>AAA Date: 17.OCT.2019 10:47:06</p>



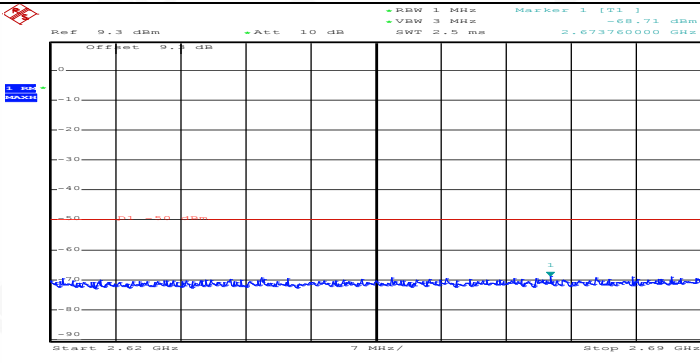
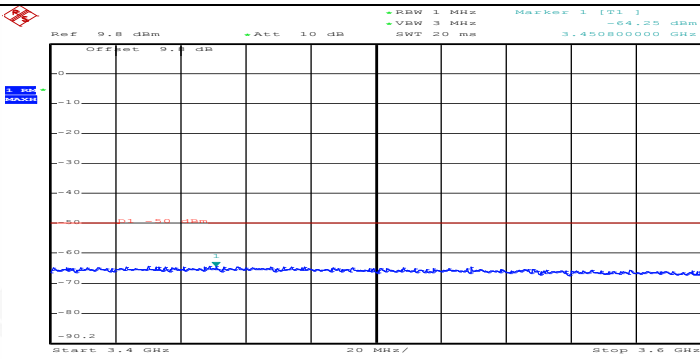
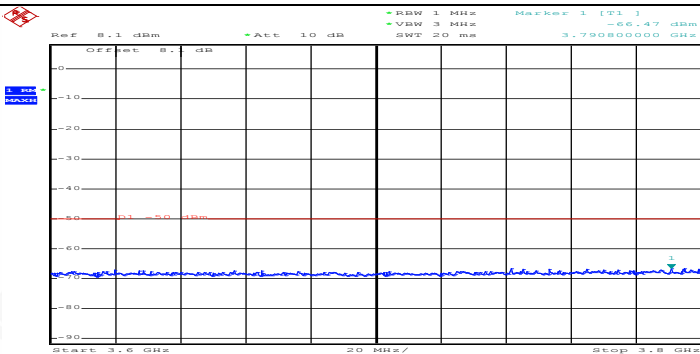
General	 <p>AAA Date: 17.OCT.2019 10:47:14</p>
General	 <p>AAA Date: 17.OCT.2019 10:47:20</p>
General	 <p>AAA Date: 17.OCT.2019 10:47:29</p>

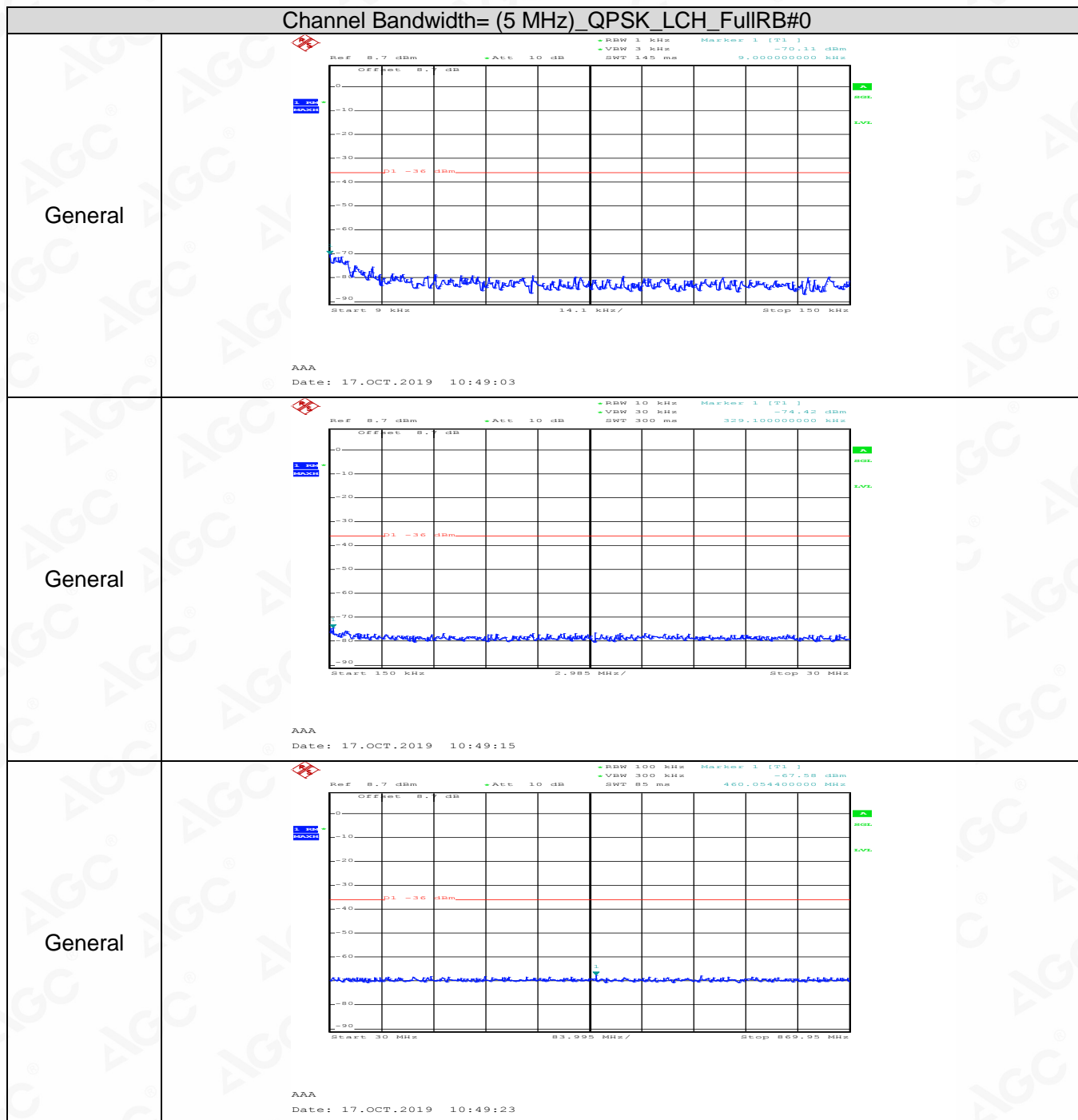
General	 <p>AAA Date: 17.OCT.2019 10:47:38</p>
Co-existence	 <p>AAA Date: 17.OCT.2019 10:47:44</p>
Co-existence	 <p>AAA Date: 17.OCT.2019 10:47:51</p>

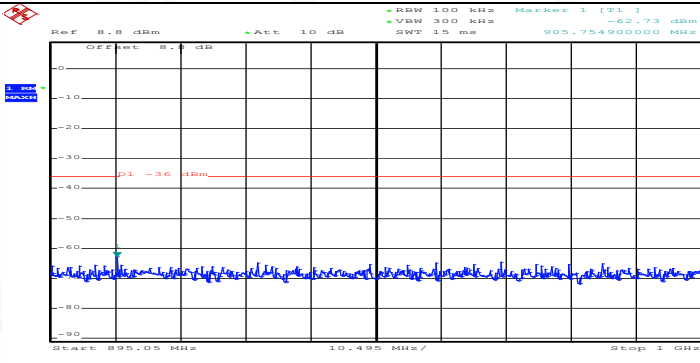
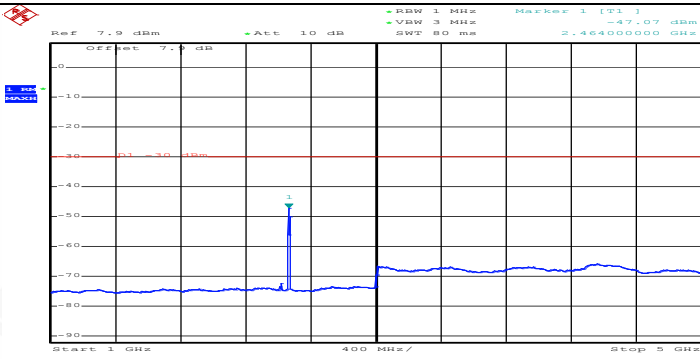
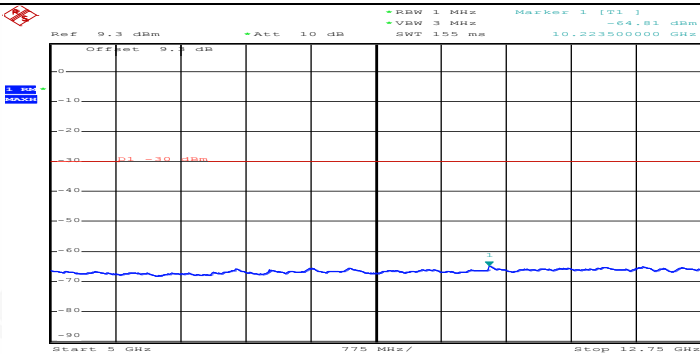
Co-existence	 <p>AAA Date: 17.OCT.2019 10:47:57</p>
Co-existence	 <p>AAA Date: 17.OCT.2019 10:48:04</p>
Co-existence	 <p>AAA Date: 17.OCT.2019 10:48:10</p>

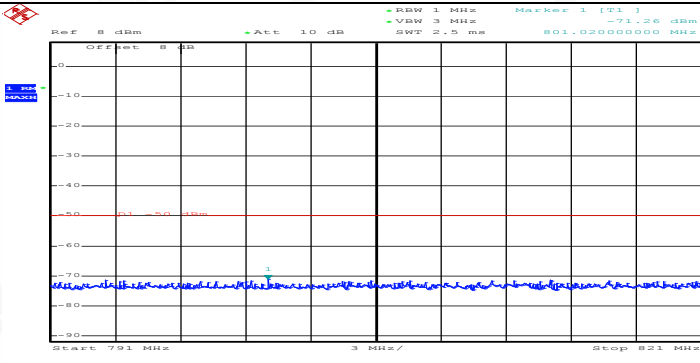
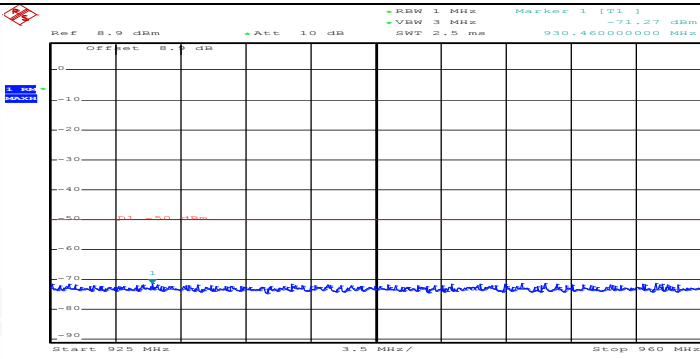
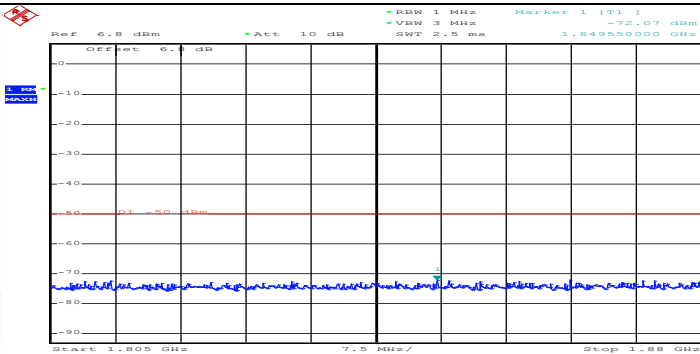
Co-existence	 <p>AAA Date: 17.OCT.2019 10:48:16</p>
Co-existence	 <p>AAA Date: 17.OCT.2019 10:48:23</p>
Co-existence	 <p>AAA Date: 17.OCT.2019 10:48:31</p>



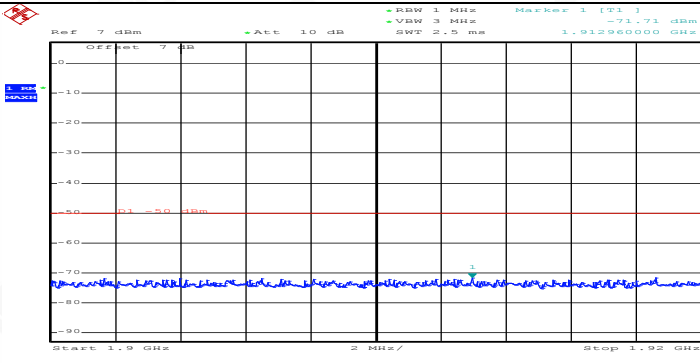
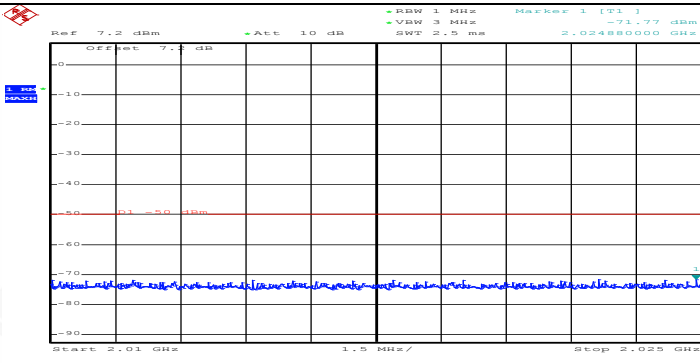
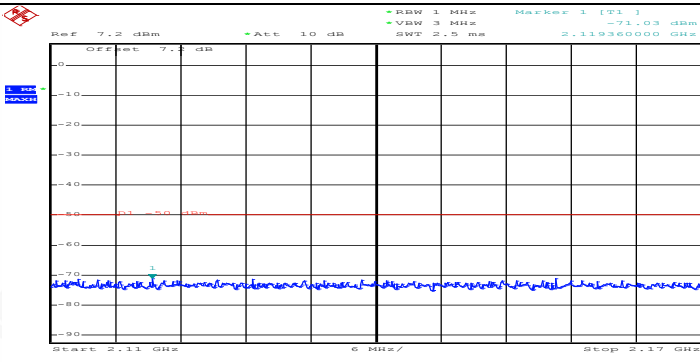
Co-existence	 <p>AAA Date: 17.OCT.2019 10:48:38</p>
Co-existence	 <p>AAA Date: 17.OCT.2019 10:48:44</p>
Co-existence	 <p>AAA Date: 17.OCT.2019 10:48:50</p>
Additional	NA

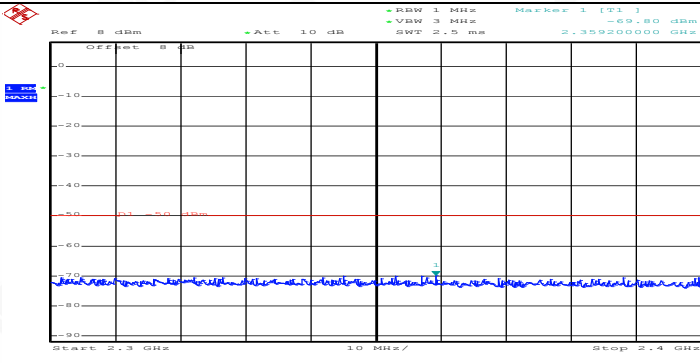
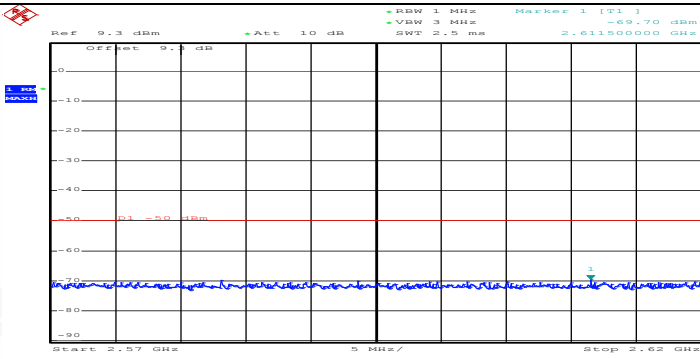
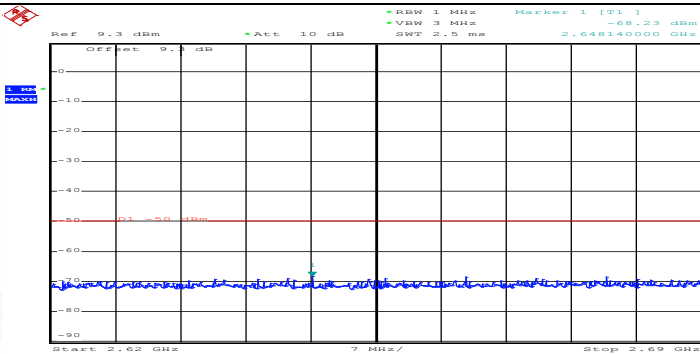


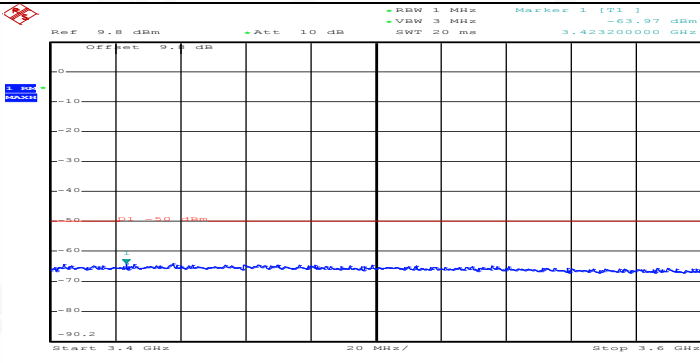
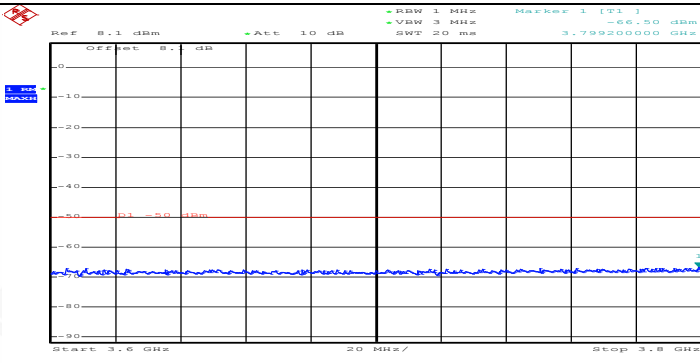
General	 <p>AAA Date: 17.OCT.2019 10:49:30</p>
General	 <p>AAA Date: 17.OCT.2019 10:49:40</p>
General	 <p>AAA Date: 17.OCT.2019 10:49:49</p>

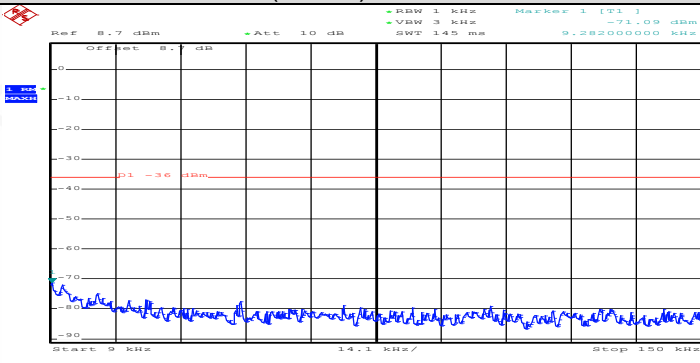
Co-existence	 <p>AAA Date: 17.OCT.2019 10:49:55</p>
Co-existence	 <p>AAA Date: 17.OCT.2019 10:50:01</p>
Co-existence	 <p>AAA Date: 17.OCT.2019 10:50:06</p>

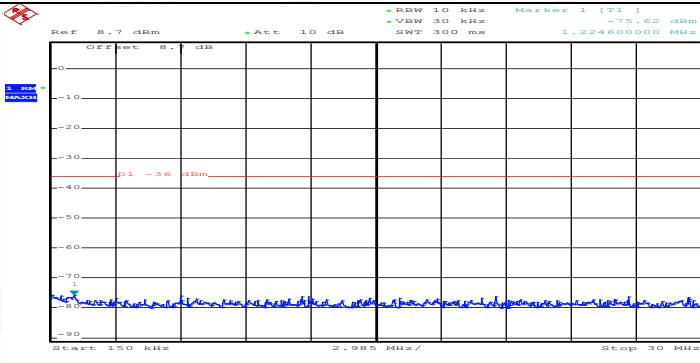
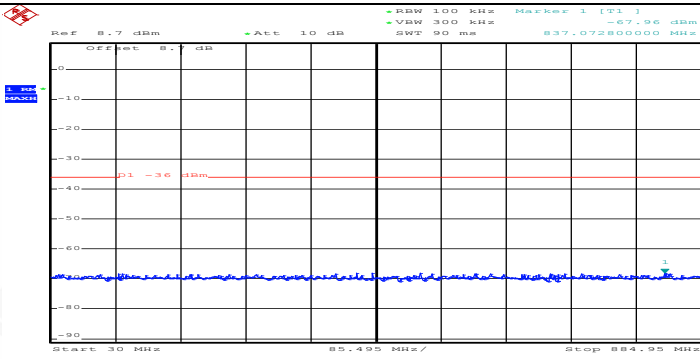
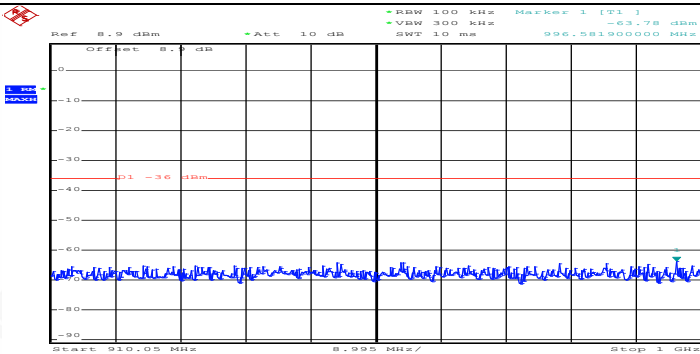


Co-existence	 <p>AAA Date: 17.OCT.2019 10:50:12</p>
Co-existence	 <p>AAA Date: 17.OCT.2019 10:50:18</p>
Co-existence	 <p>AAA Date: 17.OCT.2019 10:50:24</p>

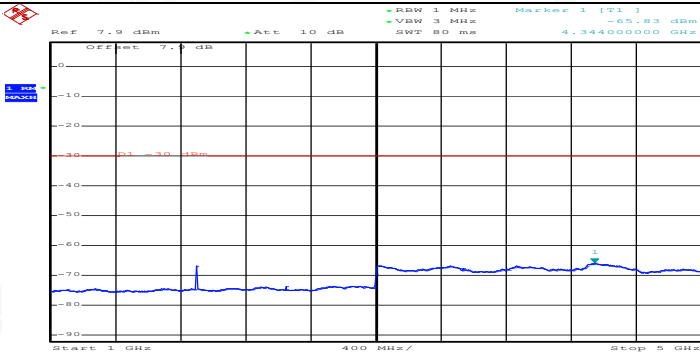
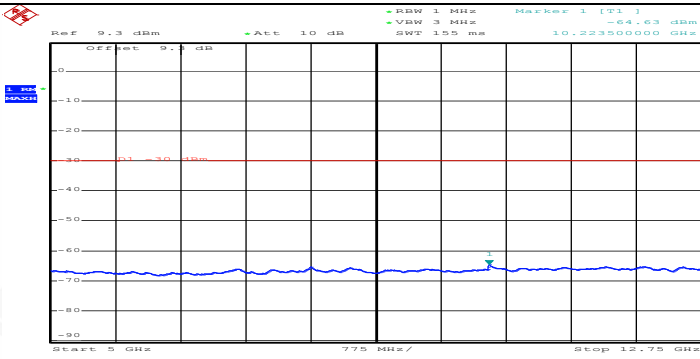
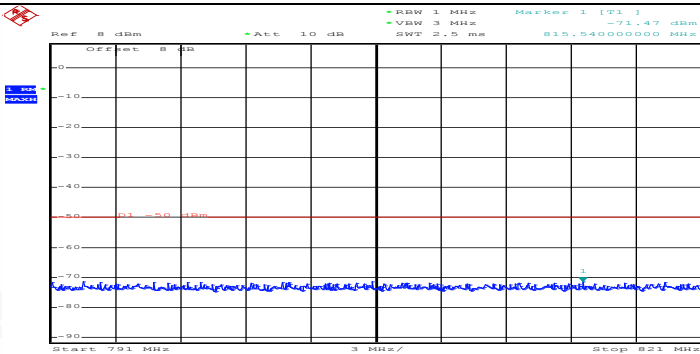
Co-existence	 <p>AAA Date: 17.OCT.2019 10:50:31</p>
Co-existence	 <p>AAA Date: 17.OCT.2019 10:50:37</p>
Co-existence	 <p>AAA Date: 17.OCT.2019 10:50:44</p>

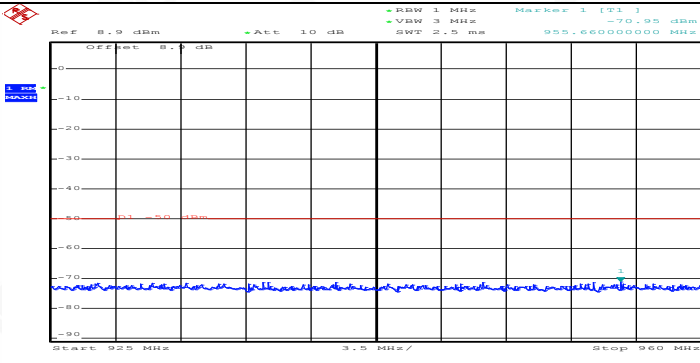
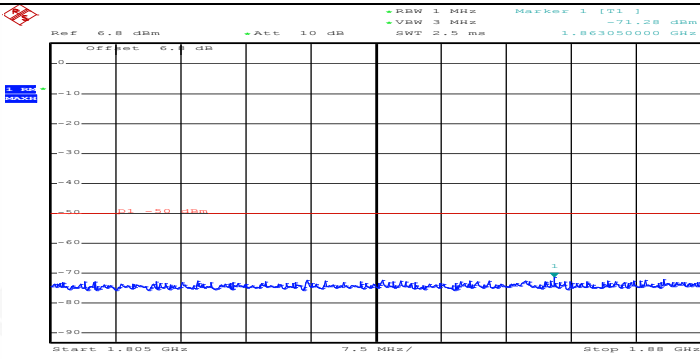
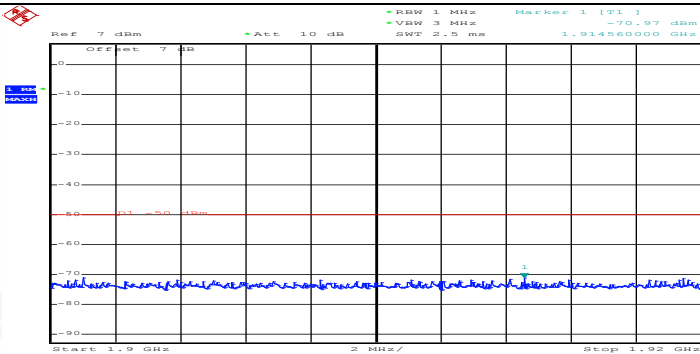
Co-existence	 <p>AAA Date: 17.OCT.2019 10:50:49</p>
Co-existence	 <p>AAA Date: 17.OCT.2019 10:50:56</p>
Additional	NA

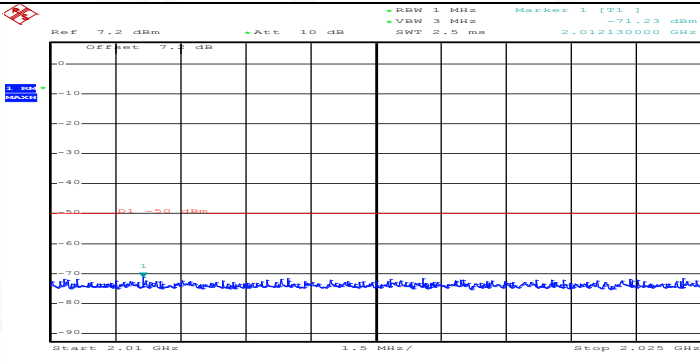
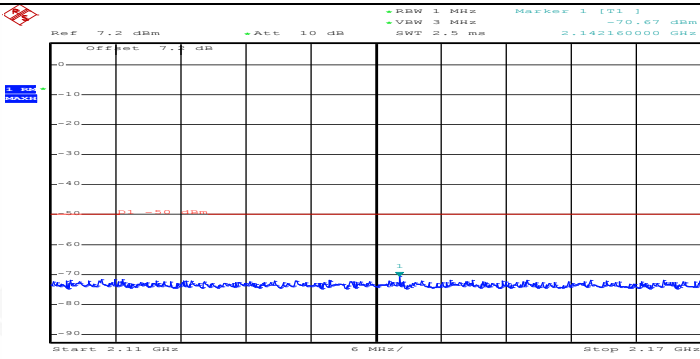
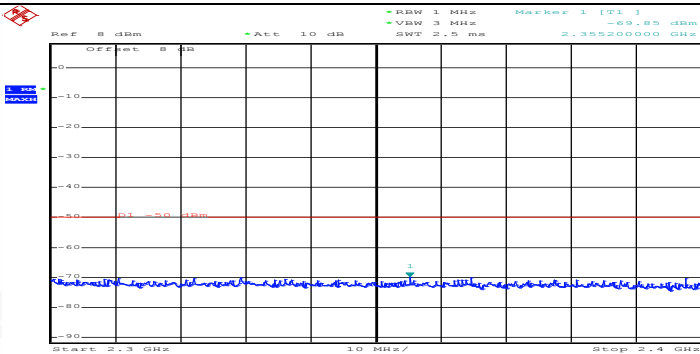
Channel Bandwidth= (5 MHz)_QPSK_MCH_1RB#0	
General	 <p>AAA Date: 17.OCT.2019 10:51:10</p>

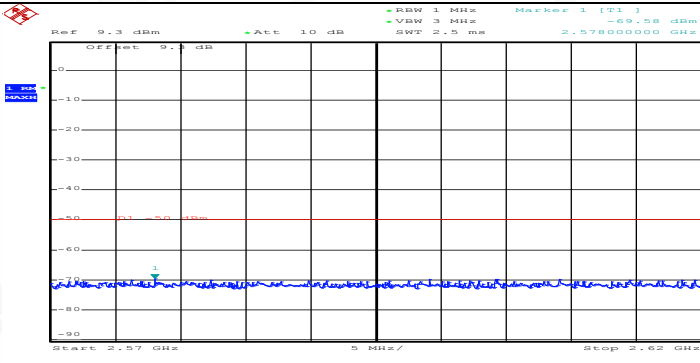
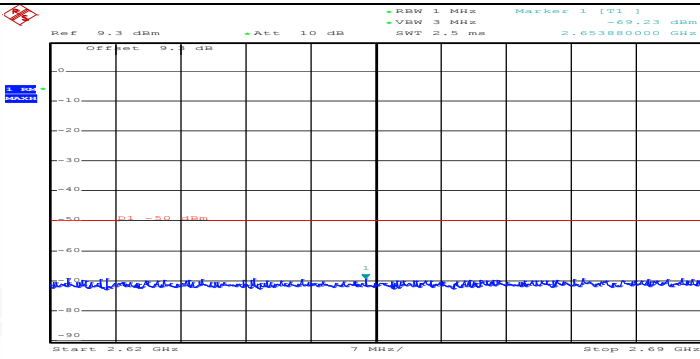
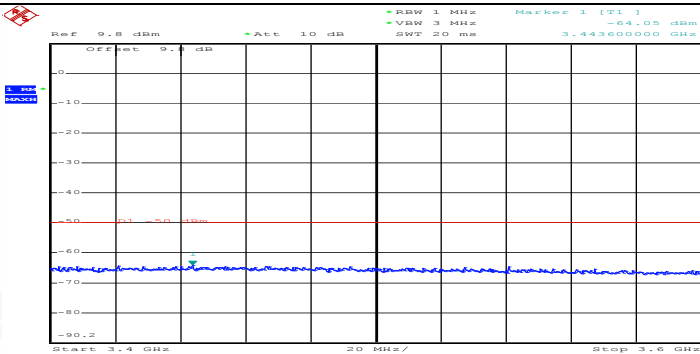
General	 <p>AAA Date: 17.OCT.2019 10:51:21</p>
General	 <p>AAA Date: 17.OCT.2019 10:51:30</p>
General	 <p>AAA Date: 17.OCT.2019 10:51:36</p>



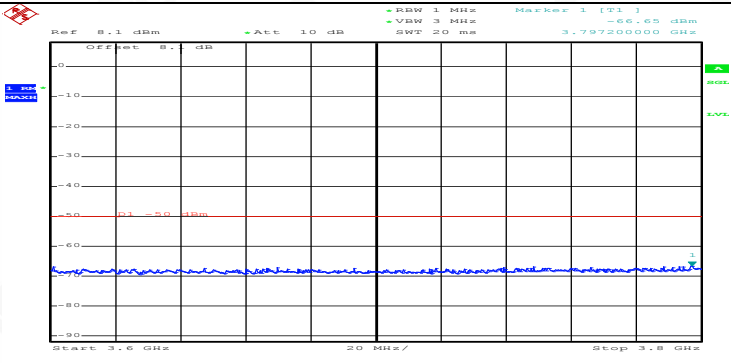
General	 <p>Ref: 7.9 dBm, Att: 10 dB, RBW: 1 MHz, VSW: 3 MHz, SWT: 80 ms, Marker 1: [T1] -65.83 dBm, 4.34400000 GHz</p> <p>Start: 1 GHz, 400 MHz/Stop: 5 GHz</p> <p>AAA Date: 17.OCT.2019 10:51:45</p>
General	 <p>Ref: 9.3 dBm, Att: 10 dB, RBW: 1 MHz, VSW: 3 MHz, SWT: 155 ms, Marker 1: [T1] -64.63 dBm, 10.22350000 GHz</p> <p>Start: 5 GHz, 775 MHz/Stop: 12.75 GHz</p> <p>AAA Date: 17.OCT.2019 10:51:54</p>
Co-existence	 <p>Ref: 8 dBm, Att: 10 dB, RBW: 1 MHz, VSW: 3 MHz, SWT: 2.5 ms, Marker 1: [T1] -71.47 dBm, 815.54000000 MHz</p> <p>Start: 791 MHz, 3 MHz/Stop: 821 MHz</p> <p>AAA Date: 17.OCT.2019 10:52:00</p>

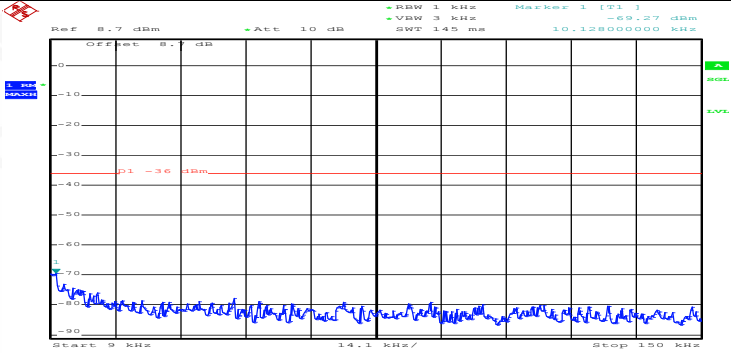
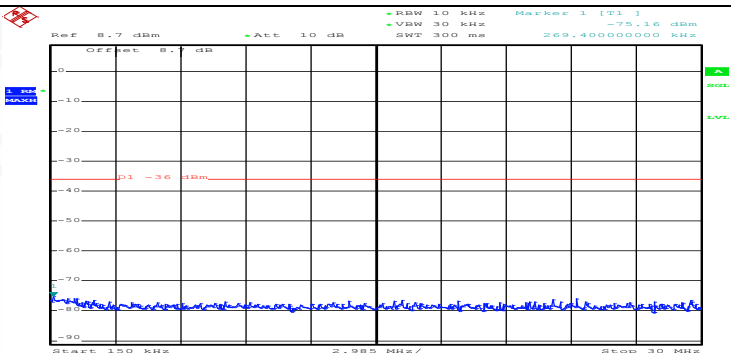
Co-existence	 <p>AAA Date: 17.OCT.2019 10:52:07</p>
Co-existence	 <p>AAA Date: 17.OCT.2019 10:52:13</p>
Co-existence	 <p>AAA Date: 17.OCT.2019 10:52:20</p>

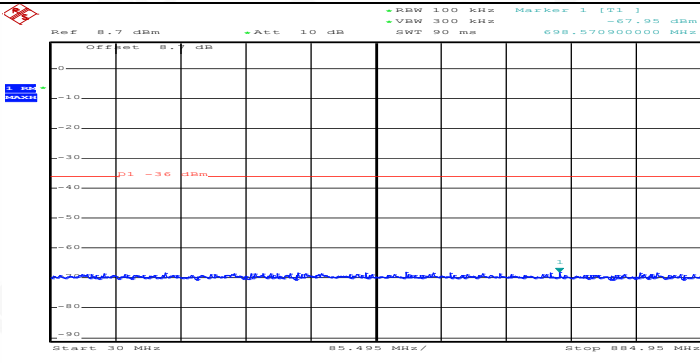
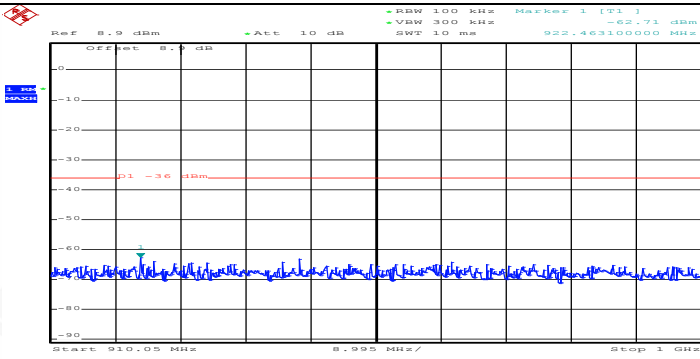
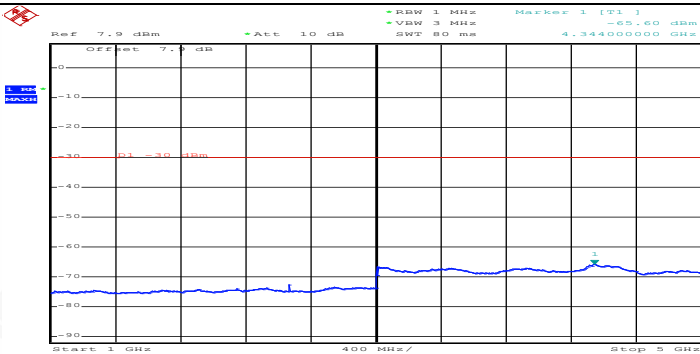
Co-existence	 <p>AAA Date: 17.OCT.2019 10:52:25</p>
Co-existence	 <p>AAA Date: 17.OCT.2019 10:52:32</p>
Co-existence	 <p>AAA Date: 17.OCT.2019 10:52:39</p>

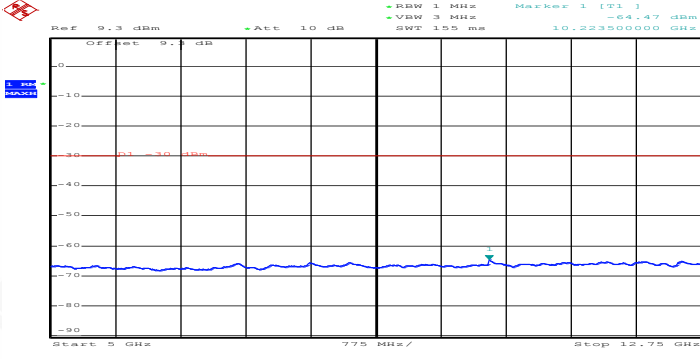
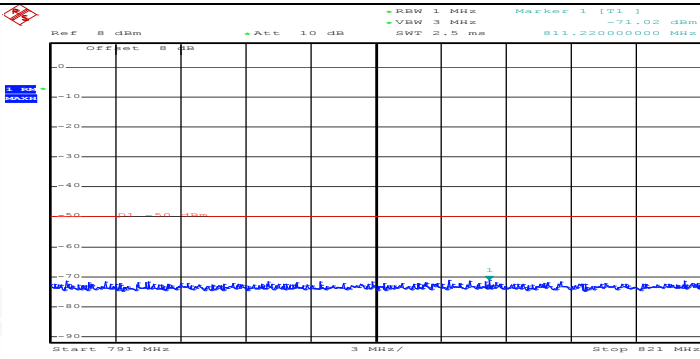
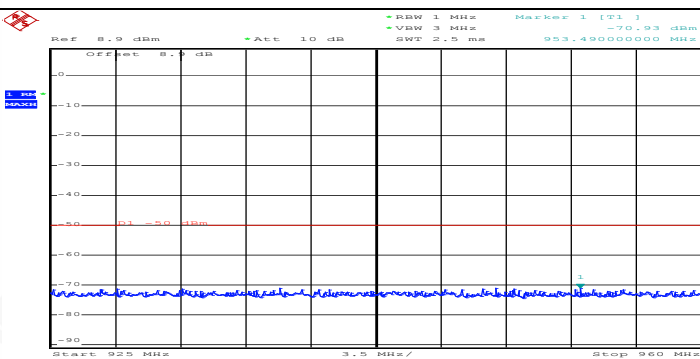
Co-existence	 <p>AAA Date: 17.OCT.2019 10:52:45</p>
Co-existence	 <p>AAA Date: 17.OCT.2019 10:52:52</p>
Co-existence	 <p>AAA Date: 17.OCT.2019 10:52:58</p>

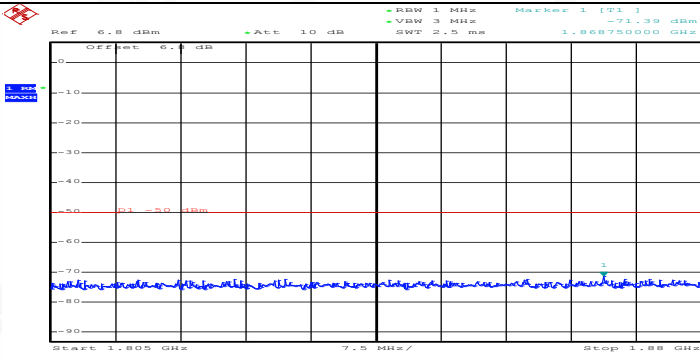
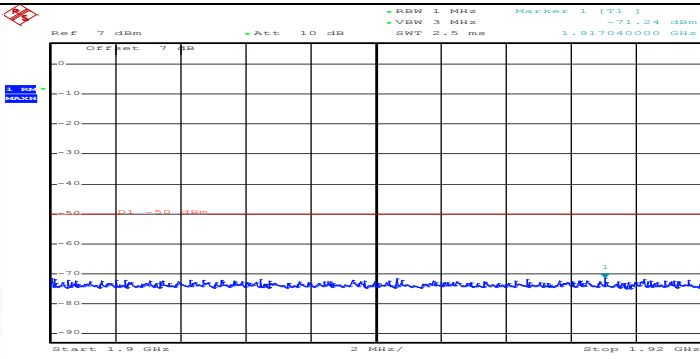
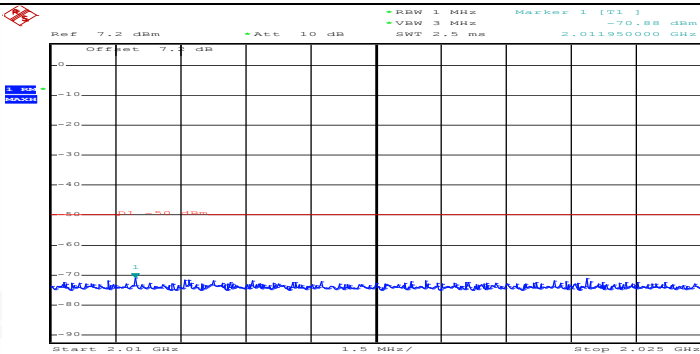


Co-existence	 <p>AAA Date: 17.OCT.2019 10:53:04</p>
Additional	NA

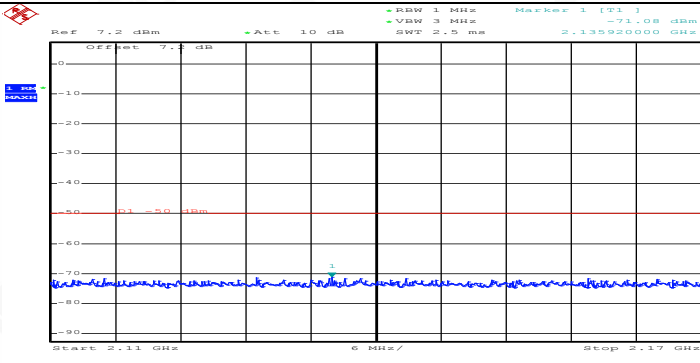
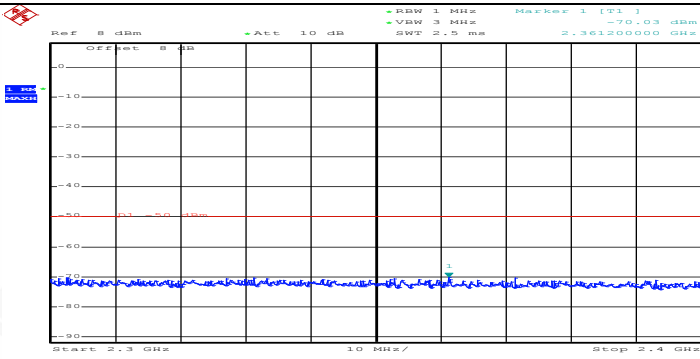
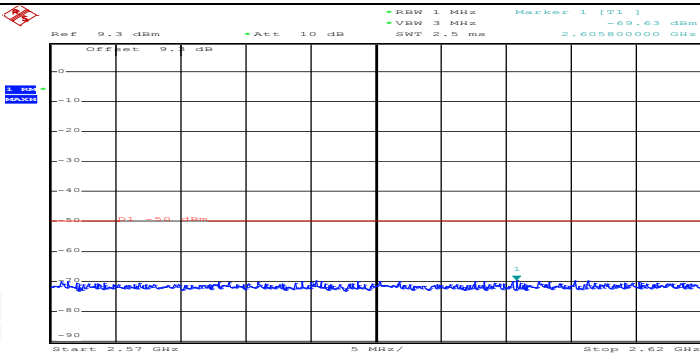
Channel Bandwidth= (5 MHz)_QPSK_MCH_1RB#max	
General	 <p>AAA Date: 17.OCT.2019 10:53:13</p>
General	 <p>AAA Date: 17.OCT.2019 10:53:26</p>

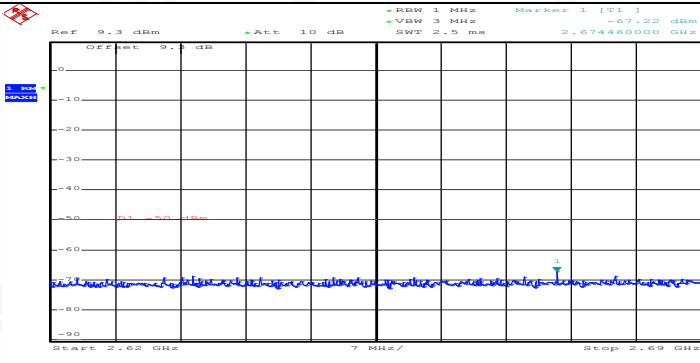
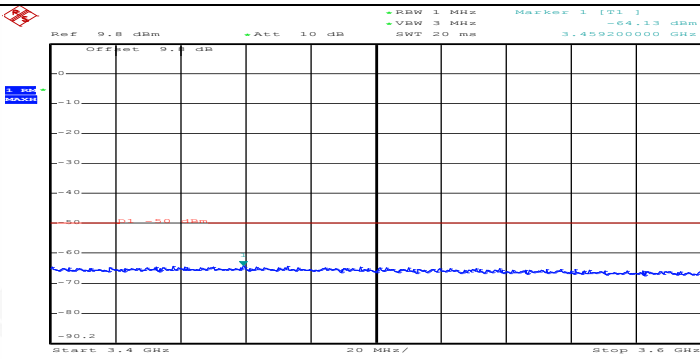
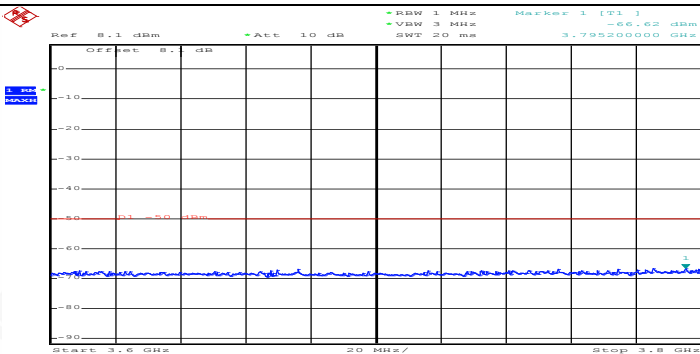
General	 <p>AAA Date: 17.OCT.2019 10:53:33</p>
General	 <p>AAA Date: 17.OCT.2019 10:53:40</p>
General	 <p>AAA Date: 17.OCT.2019 10:53:50</p>

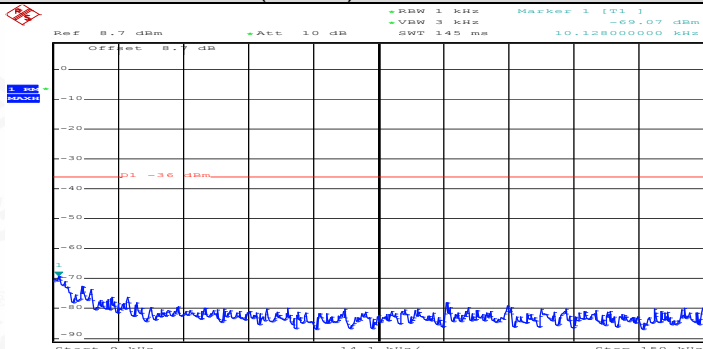
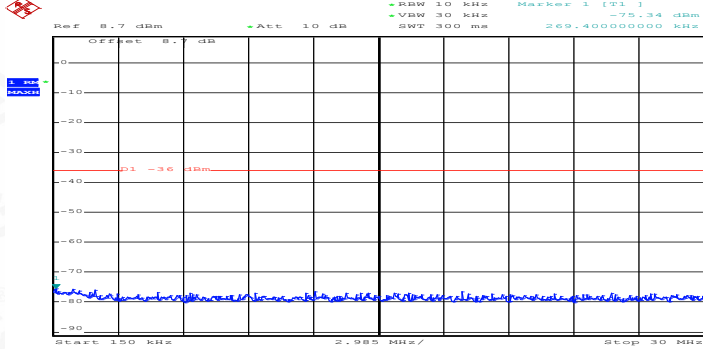
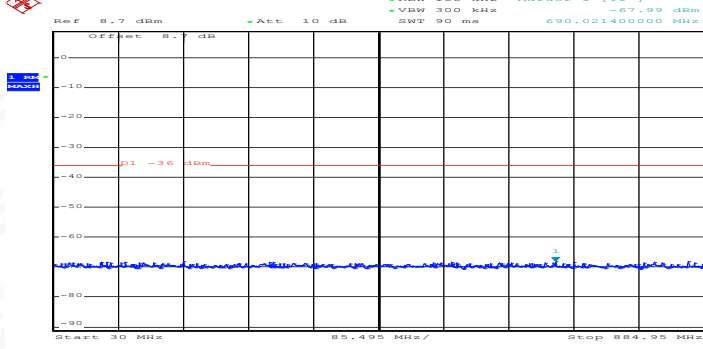
General	 <p>AAA Date: 17.OCT.2019 10:54:00</p>
Co-existence	 <p>AAA Date: 17.OCT.2019 10:54:06</p>
Co-existence	 <p>AAA Date: 17.OCT.2019 10:54:12</p>

Co-existence	 <p>AAA Date: 17.OCT.2019 10:54:19</p>
Co-existence	 <p>AAA Date: 17.OCT.2019 10:54:25</p>
Co-existence	 <p>AAA Date: 17.OCT.2019 10:54:31</p>

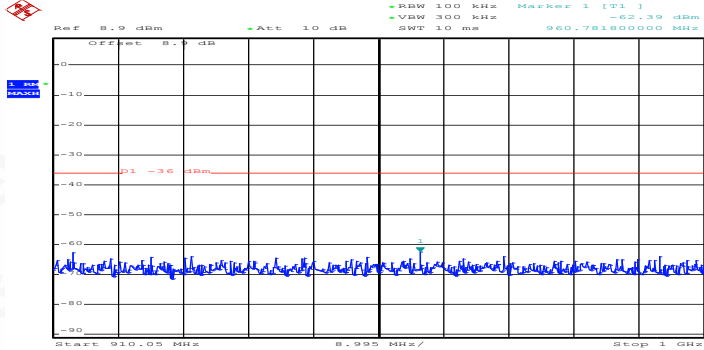
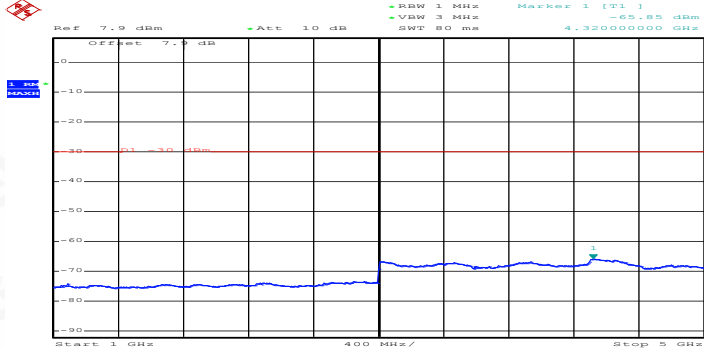
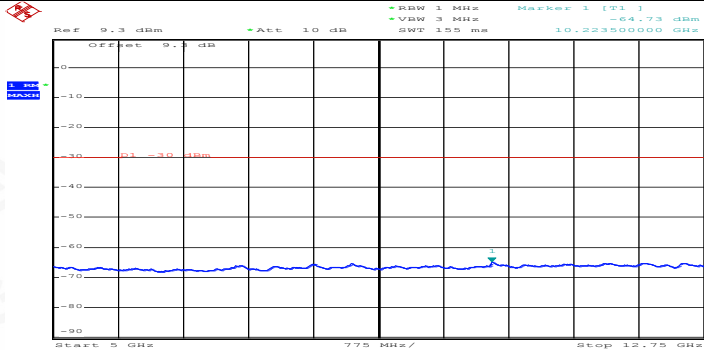


Co-existence	 <p>AAA Date: 17.OCT.2019 10:54:38</p>
Co-existence	 <p>AAA Date: 17.OCT.2019 10:54:44</p>
Co-existence	 <p>AAA Date: 17.OCT.2019 10:54:54</p>

Co-existence	 <p>AAA Date: 17.OCT.2019 10:55:00</p>
Co-existence	 <p>AAA Date: 17.OCT.2019 10:55:06</p>
Co-existence	 <p>AAA Date: 17.OCT.2019 10:55:12</p>
Additional	NA

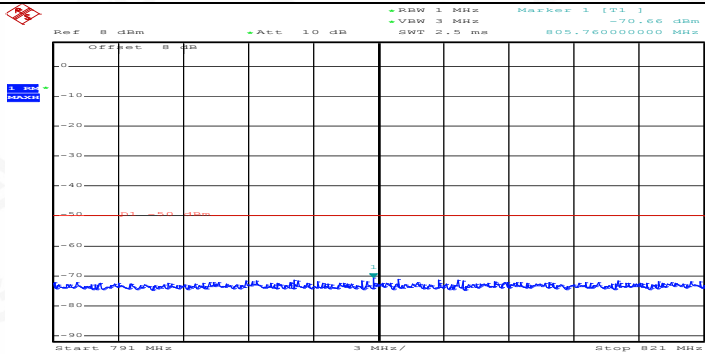
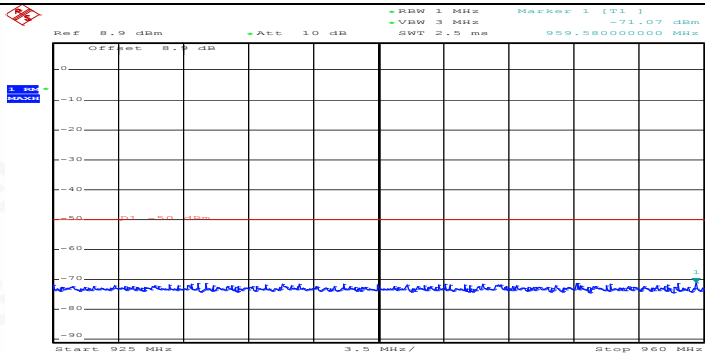
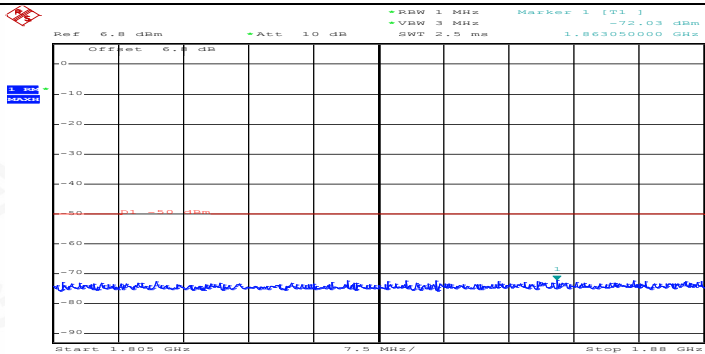
Channel Bandwidth= (5 MHz)_QPSK_MCH_FullIRB#0	
General	 <p>Ref: 8.7 dBm Att: 10 dB BW: 1 kHz Mask: 1 (T1) VSW: 3 kHz -69.07 dBm SWT: 3.45 ms 10.12800000 kHz</p> <p>AAA Date: 17.OCT.2019 10:55:25</p>
General	 <p>Ref: 8.7 dBm Att: 10 dB BW: 10 kHz Mask: 2 (T2) VSW: 30 kHz -75.34 dBm SWT: 300 ms 29.40000000 kHz</p> <p>AAA Date: 17.OCT.2019 10:55:36</p>
General	 <p>Ref: 8.7 dBm Att: 10 dB BW: 100 kHz Mask: 1 (T1) VSW: 300 kHz -67.99 dBm SWT: 90 ms 690.02140000 MHz</p> <p>AAA Date: 17.OCT.2019 10:55:44</p>

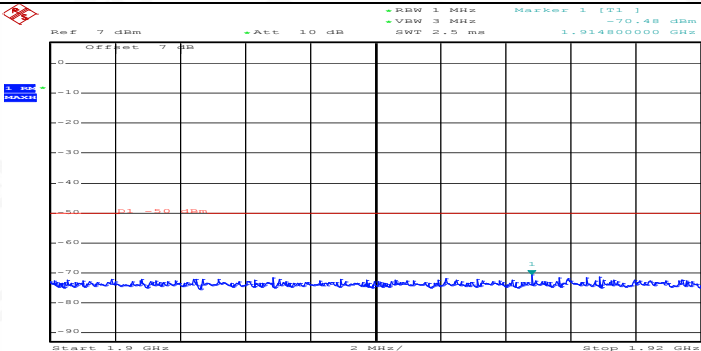
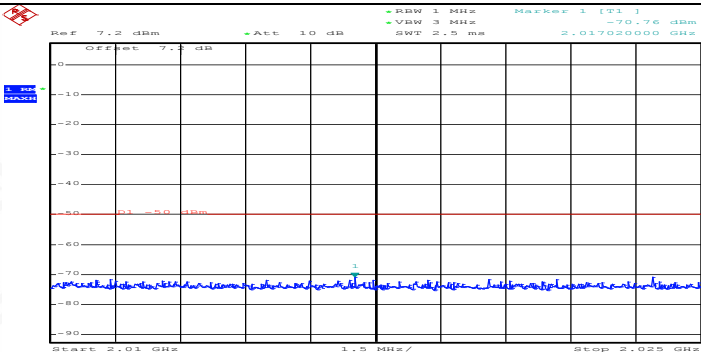
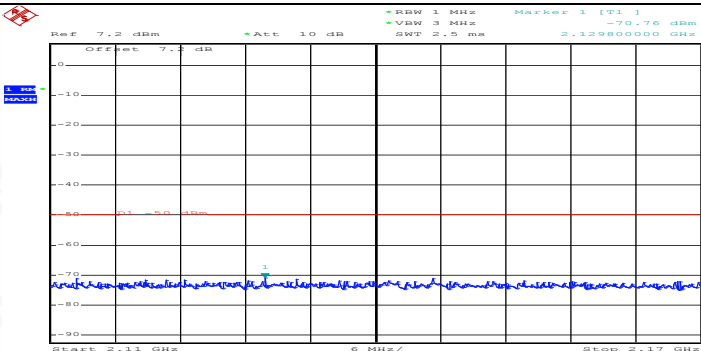


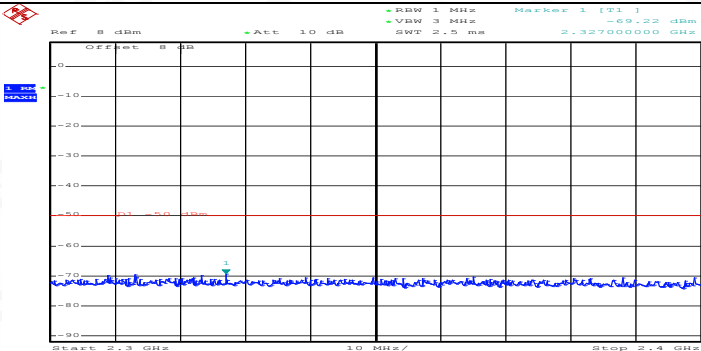
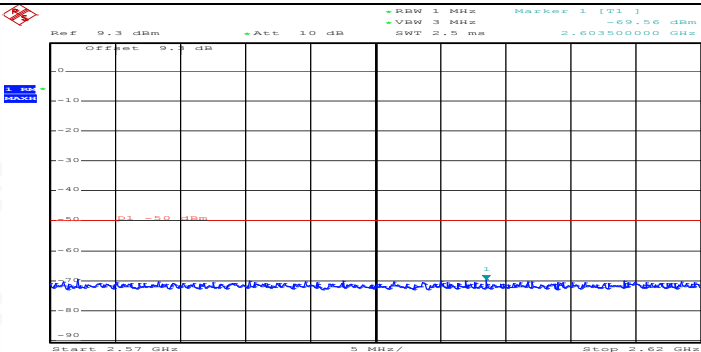
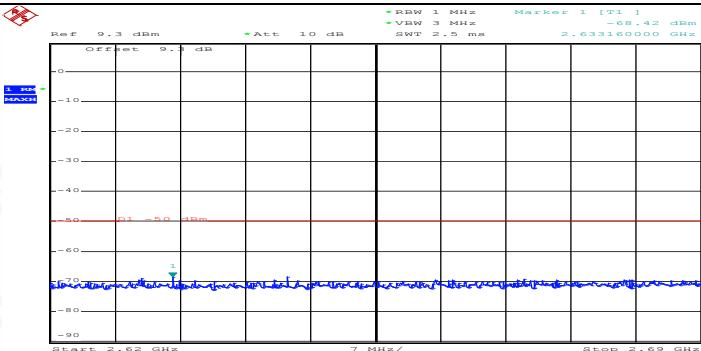
General	 <p>AAA Date: 17.OCT.2019 10:55:51</p>
General	 <p>AAA Date: 17.OCT.2019 10:55:58</p>
General	 <p>AAA Date: 17.OCT.2019 10:56:07</p>

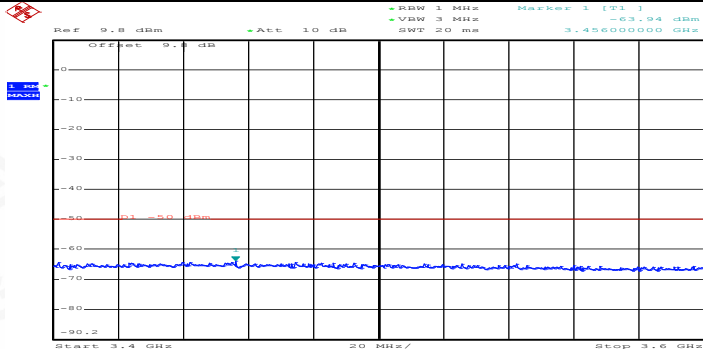
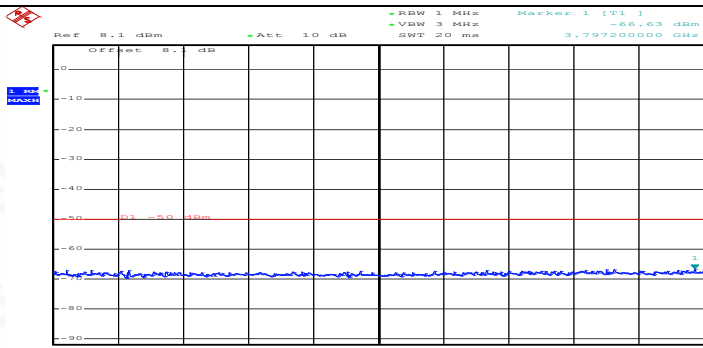


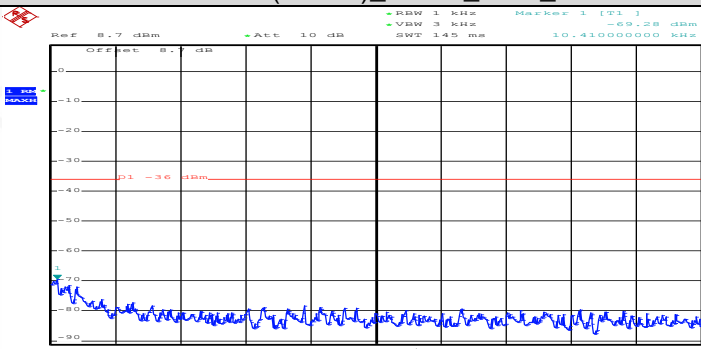


Co-existence	 <p>AAA Date: 17.OCT.2019 10:56:13</p>
Co-existence	 <p>AAA Date: 17.OCT.2019 10:56:19</p>
Co-existence	 <p>AAA Date: 17.OCT.2019 10:56:25</p>

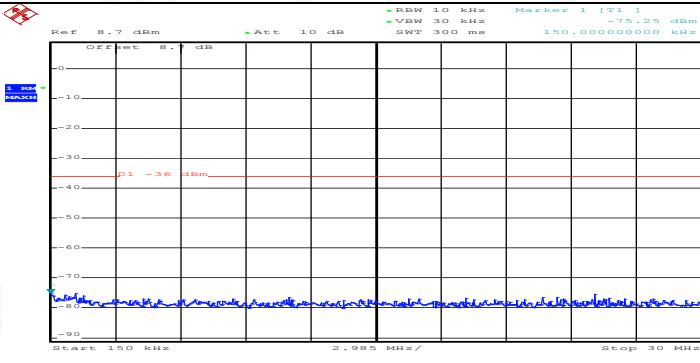
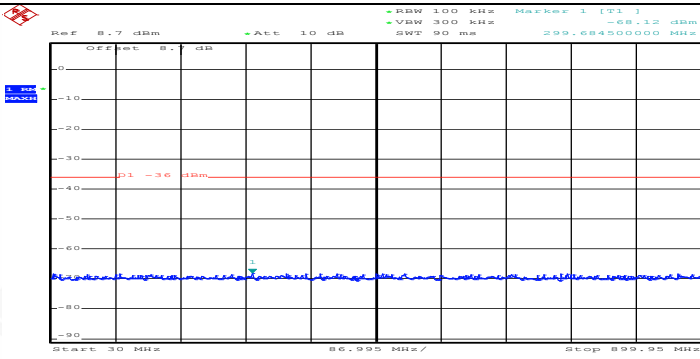
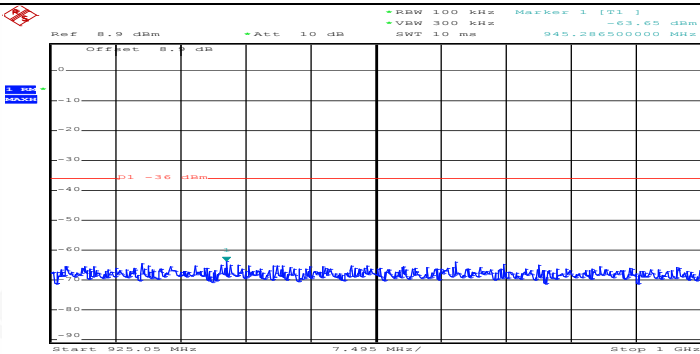
Co-existence	 <p>AAA Date: 17.OCT.2019 10:56:33</p>
Co-existence	 <p>AAA Date: 17.OCT.2019 10:56:39</p>
Co-existence	 <p>AAA Date: 17.OCT.2019 10:56:46</p>

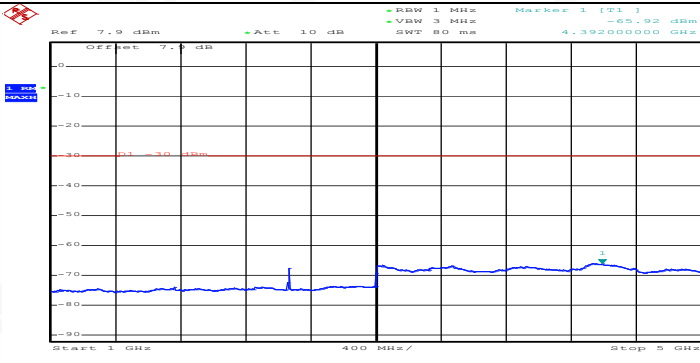
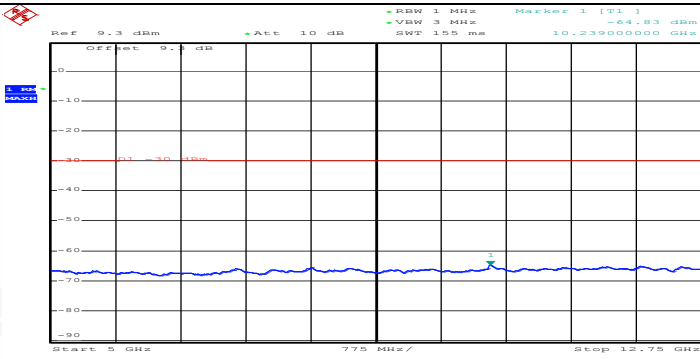
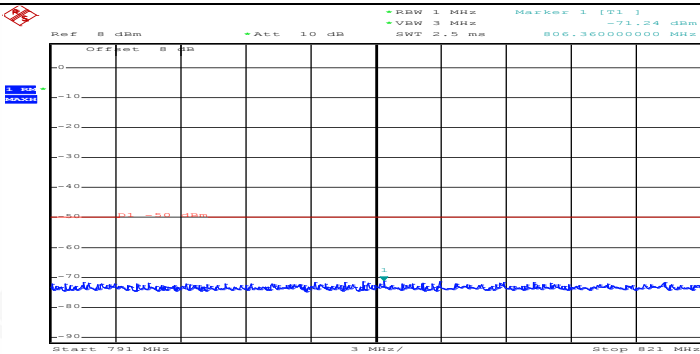
Co-existence	 <p>AAA Date: 17.OCT.2019 10:56:52</p>
Co-existence	 <p>AAA Date: 17.OCT.2019 10:56:59</p>
Co-existence	 <p>AAA Date: 17.OCT.2019 10:57:05</p>

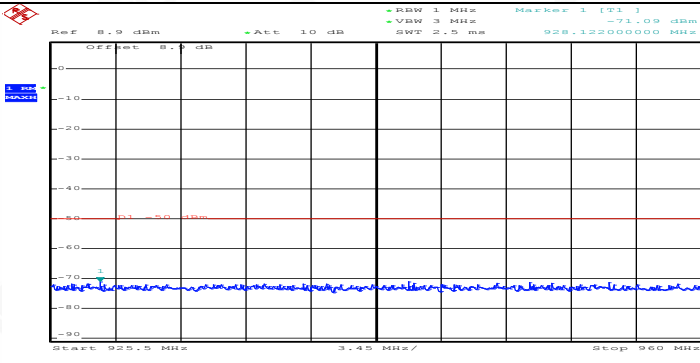
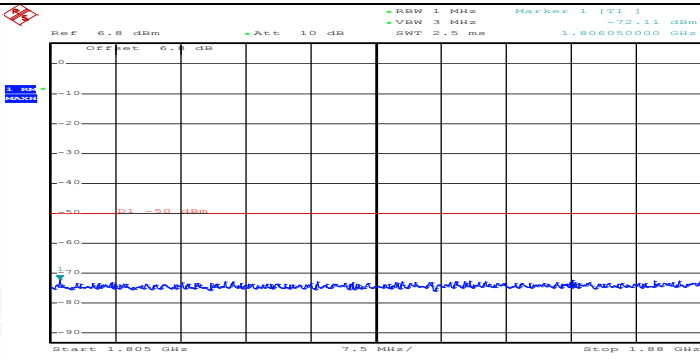
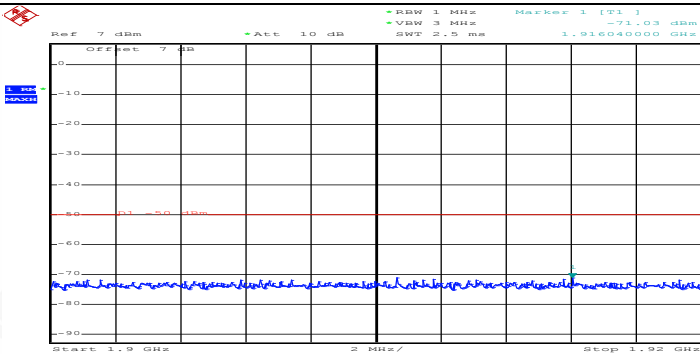
Co-existence	 <p>AAA Date: 17.OCT.2019 10:57:11</p>
Co-existence	 <p>AAA Date: 17.OCT.2019 10:57:18</p>
Additional	NA

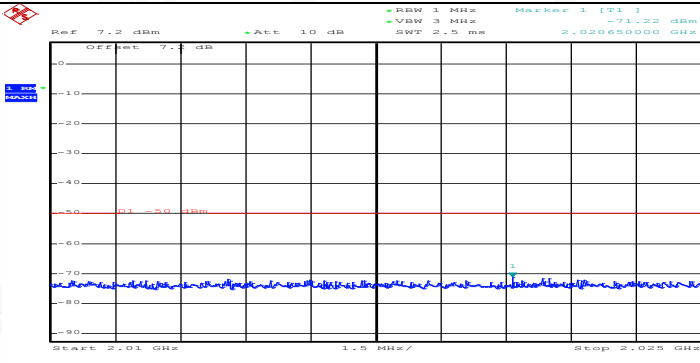
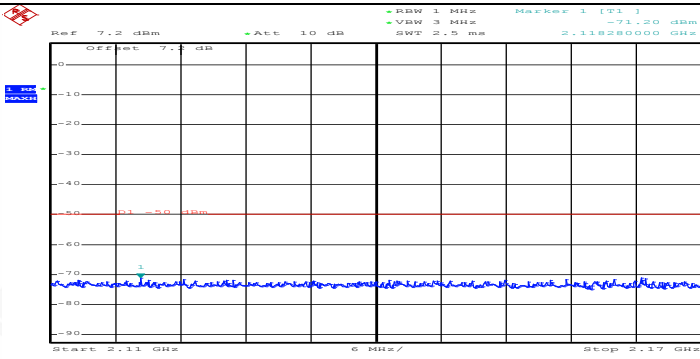
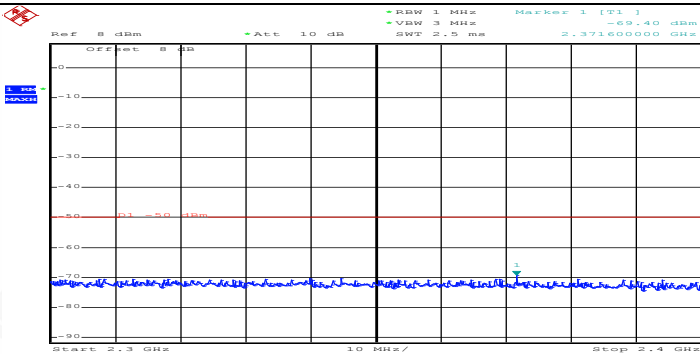
Channel Bandwidth= (5 MHz)_QPSK_HCH_1RB#0	
General	 <p>AAA Date: 17.OCT.2019 10:57:31</p>



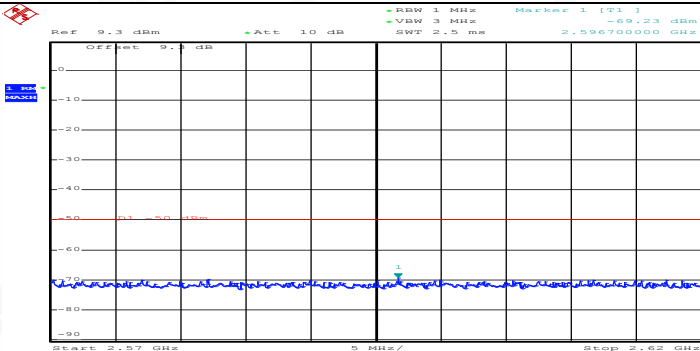
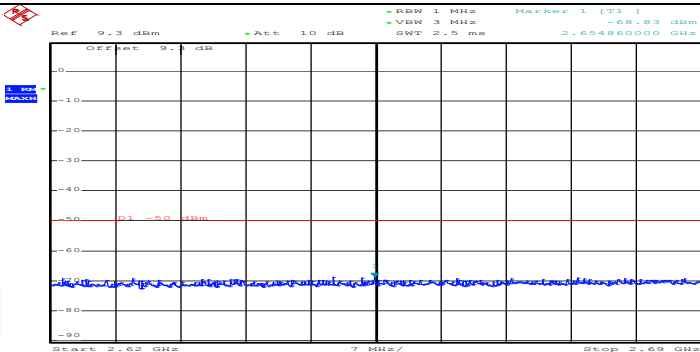
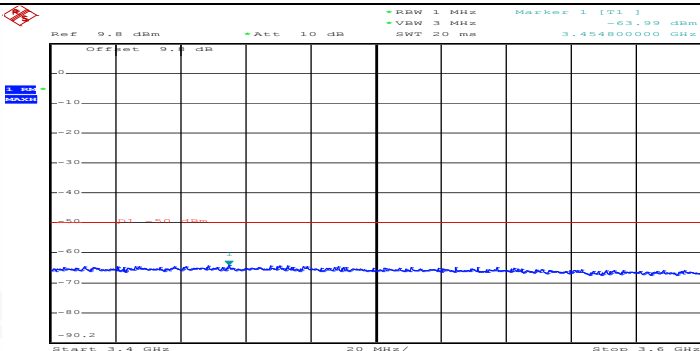
General	 <p>AAA Date: 17.OCT.2019 10:57:43</p>
General	 <p>AAA Date: 17.OCT.2019 10:57:51</p>
General	 <p>AAA Date: 17.OCT.2019 10:57:57</p>

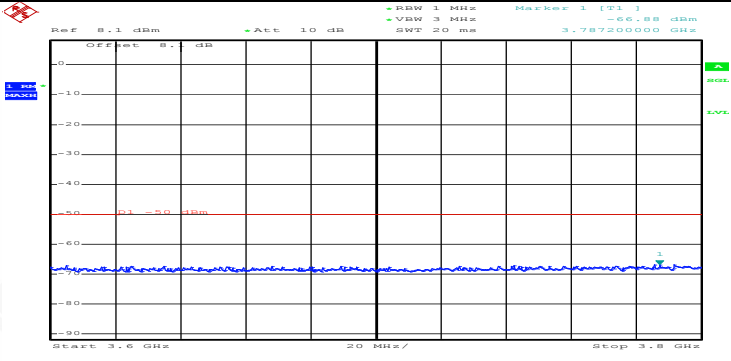
General	 <p>Ref 7.9 dBm Att 10 dB RBW 1 MHz Marker 1 [T1] -65.92 dBm VSW 3 MHz SWT 80 ms 4.39200000 GHz</p> <p>AAA Date: 17.OCT.2019 10:58:06</p>
General	 <p>Ref 9.3 dBm Att 10 dB RBW 1 MHz Marker 1 [T1] -64.83 dBm VSW 3 MHz SWT 155 ms 10.23900000 GHz</p> <p>AAA Date: 17.OCT.2019 10:58:15</p>
Co-existence	 <p>Ref 8 dBm Att 10 dB RBW 1 MHz Marker 1 [T1] -71.24 dBm VSW 3 MHz SWT 2.5 ms 806.36000000 MHz</p> <p>AAA Date: 17.OCT.2019 10:58:22</p>

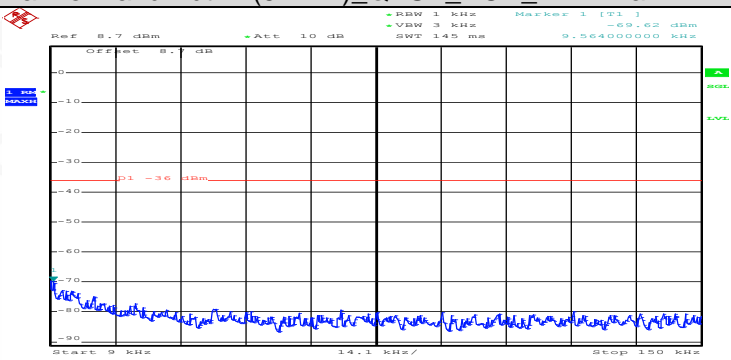
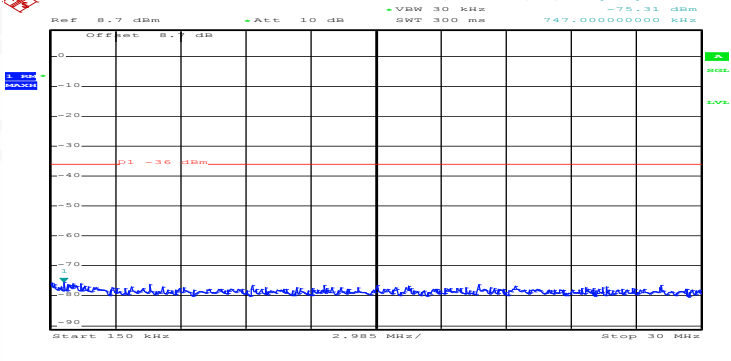
Co-existence	 <p>AAA Date: 17.OCT.2019 10:58:28</p>
Co-existence	 <p>AAA Date: 17.OCT.2019 10:58:35</p>
Co-existence	 <p>AAA Date: 17.OCT.2019 10:58:40</p>

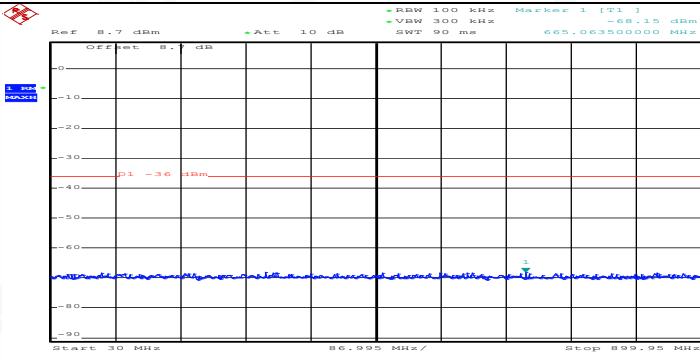
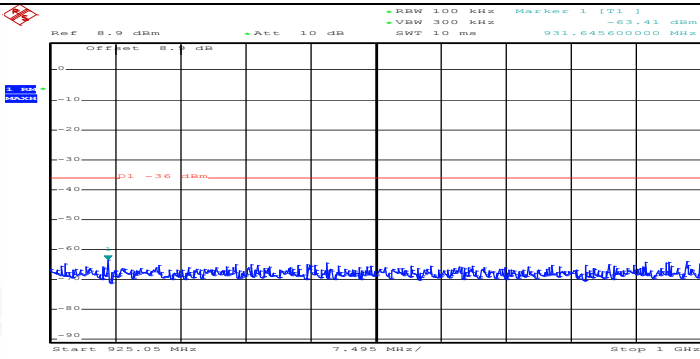
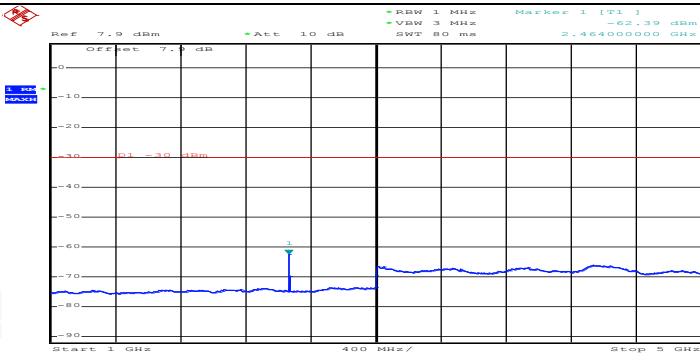
Co-existence	 <p>AAA Date: 17.OCT.2019 10:58:47</p>
Co-existence	 <p>AAA Date: 17.OCT.2019 10:58:53</p>
Co-existence	 <p>AAA Date: 17.OCT.2019 10:59:00</p>

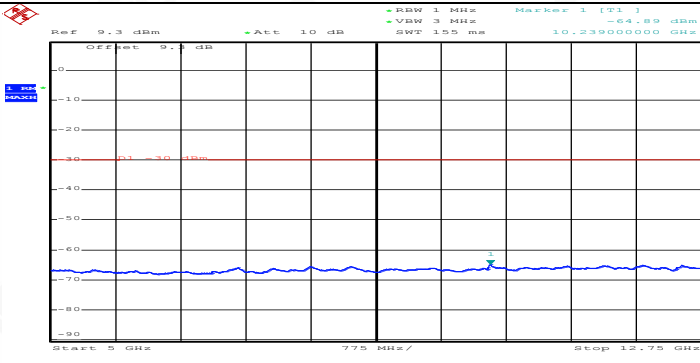
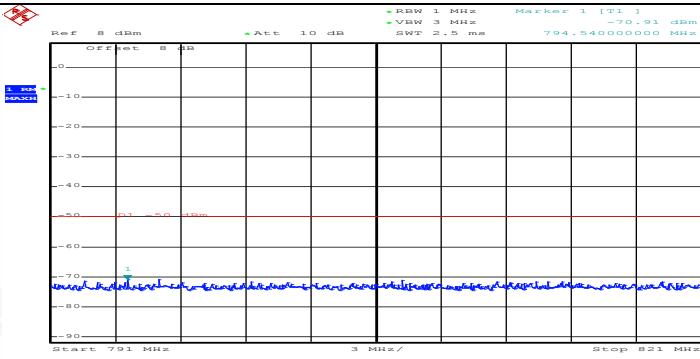
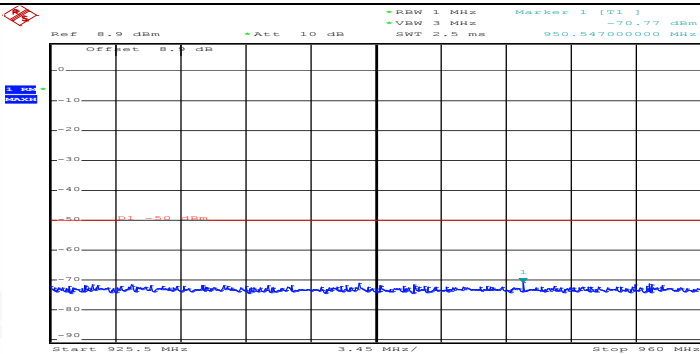


Co-existence	 <p>AAA Date: 17.OCT.2019 10:59:09</p>
Co-existence	 <p>AAA Date: 17.OCT.2019 10:59:15</p>
Co-existence	 <p>AAA Date: 17.OCT.2019 10:59:22</p>

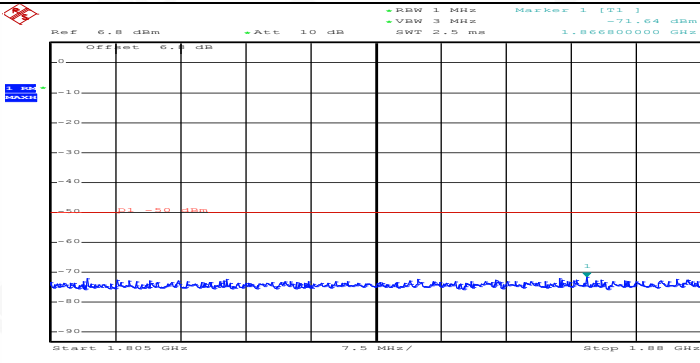
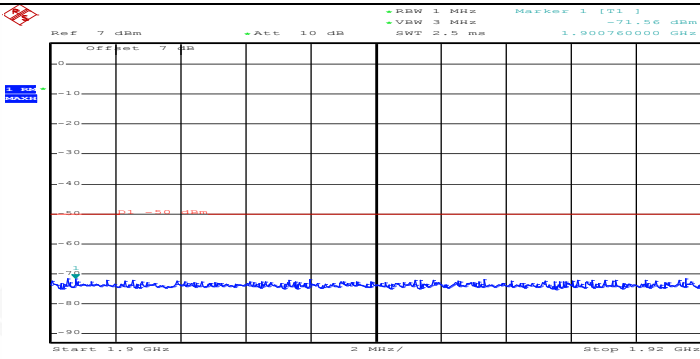
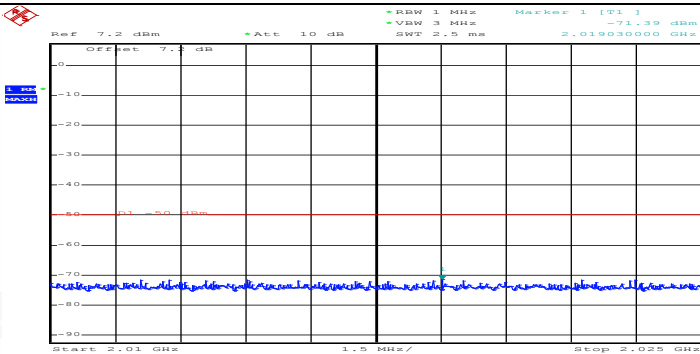
Co-existence	 <p>AAA Date: 17.OCT.2019 10:59:28</p>
Additional	NA

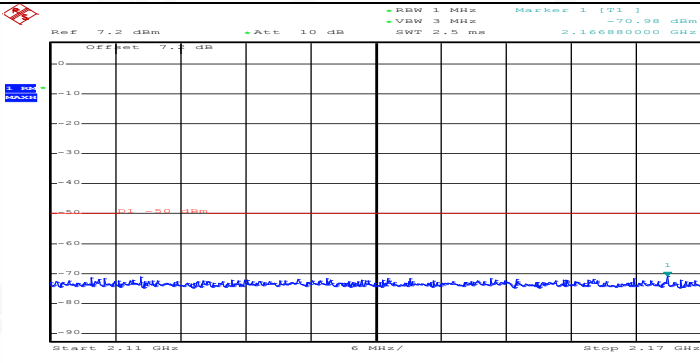
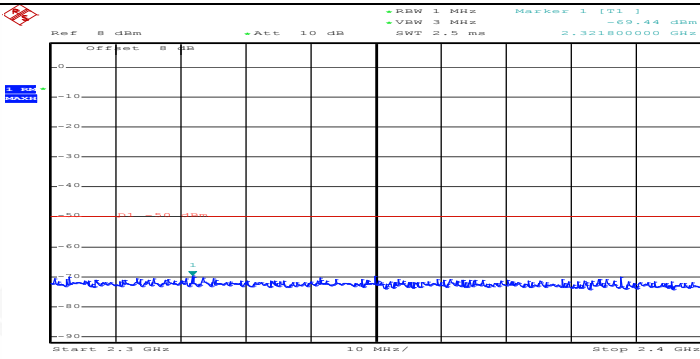
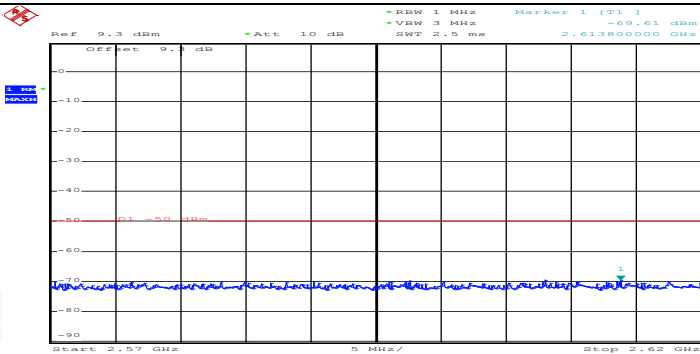
Channel Bandwidth= (5 MHz)_QPSK_HCH_1RB#max	
General	 <p>AAA Date: 17.OCT.2019 10:59:37</p>
General	 <p>AAA Date: 17.OCT.2019 10:59:49</p>

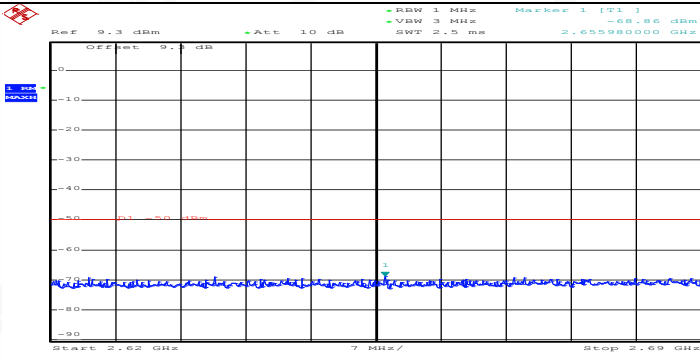
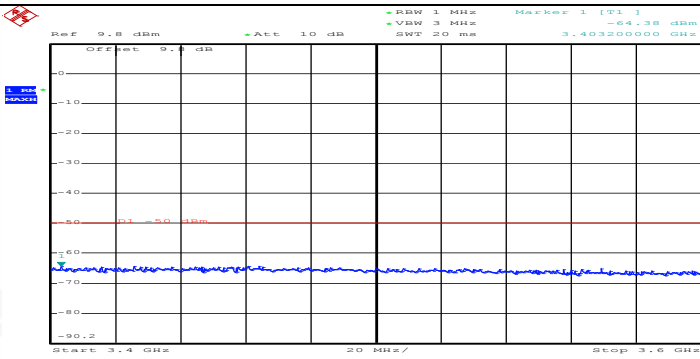
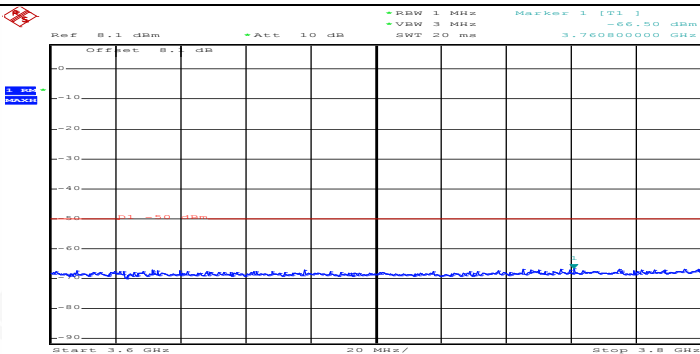
General	 <p>AAA Date: 17.OCT.2019 10:59:57</p>
General	 <p>AAA Date: 17.OCT.2019 11:00:03</p>
General	 <p>AAA Date: 17.OCT.2019 11:00:12</p>

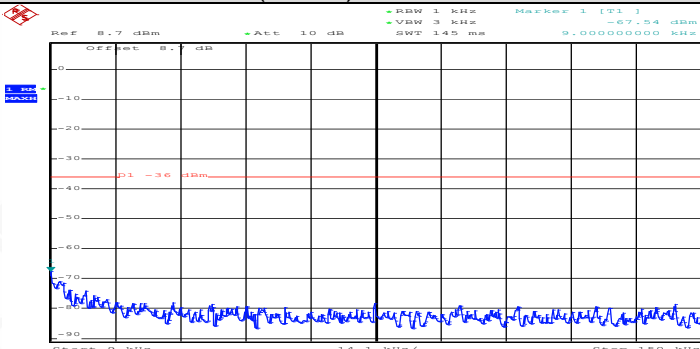
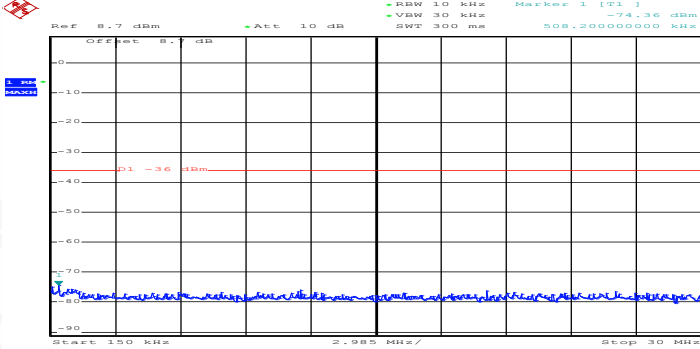
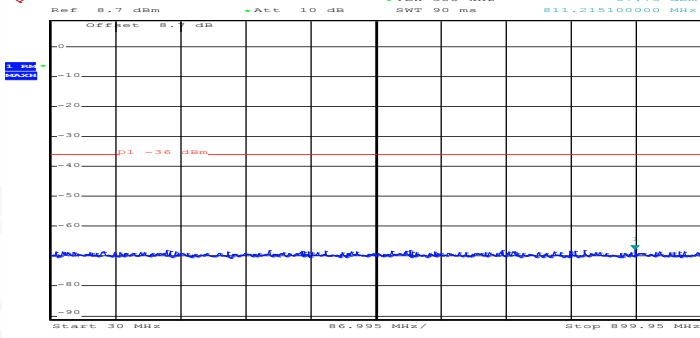
General	 <p>AAA Date: 17.OCT.2019 11:00:25</p>
Co-existence	 <p>AAA Date: 17.OCT.2019 11:00:30</p>
Co-existence	 <p>AAA Date: 17.OCT.2019 11:00:36</p>



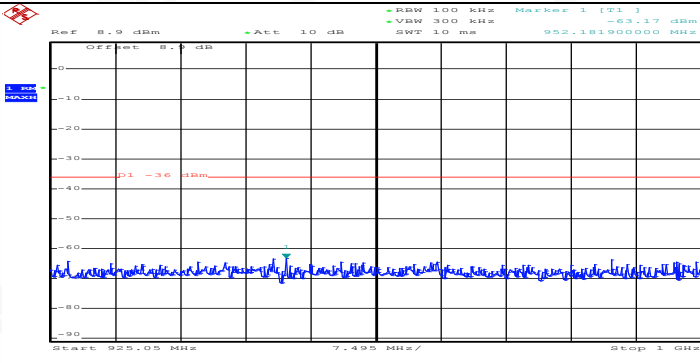
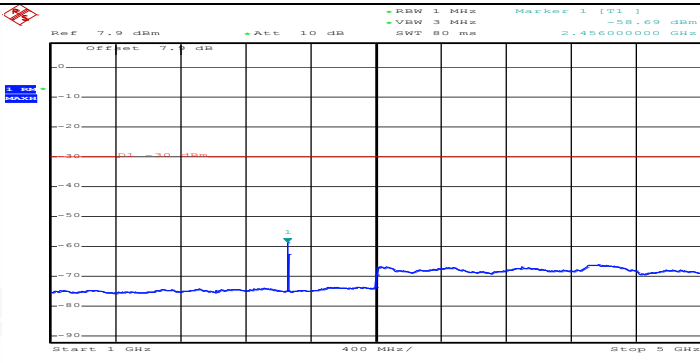
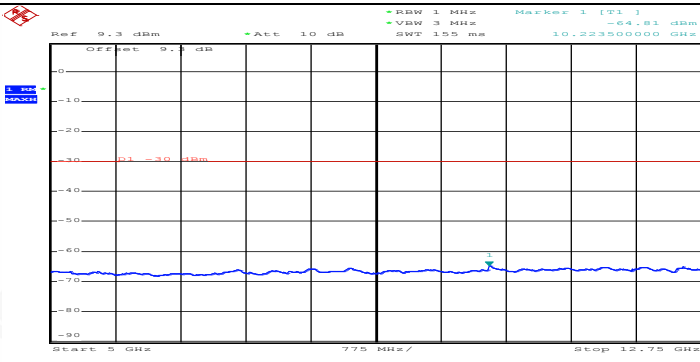
Co-existence	 <p>AAA Date: 17.OCT.2019 11:00:42</p>
Co-existence	 <p>AAA Date: 17.OCT.2019 11:00:48</p>
Co-existence	 <p>AAA Date: 17.OCT.2019 11:00:54</p>

Co-existence	 <p>AAA Date: 17.OCT.2019 11:01:00</p>
Co-existence	 <p>AAA Date: 17.OCT.2019 11:01:06</p>
Co-existence	 <p>AAA Date: 17.OCT.2019 11:01:12</p>

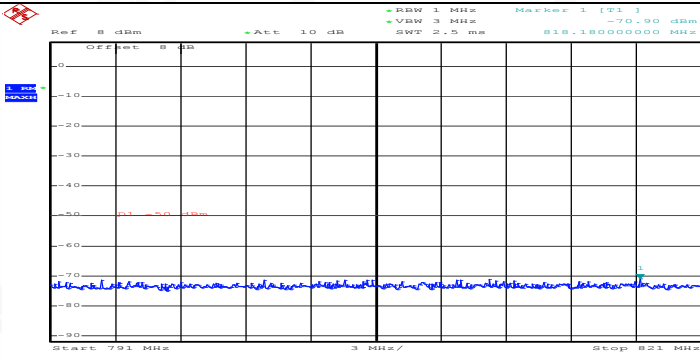
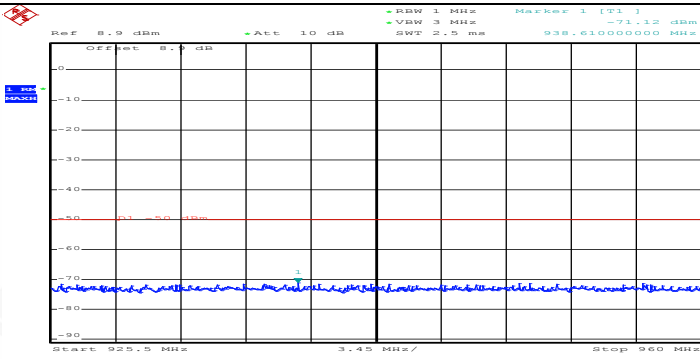
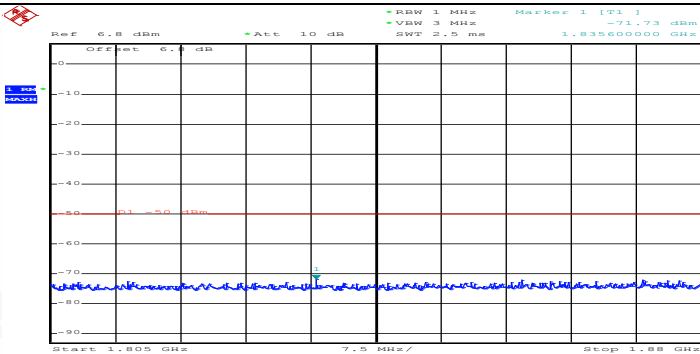
Co-existence	 <p>AAA Date: 17.OCT.2019 11:01:19</p>
Co-existence	 <p>AAA Date: 17.OCT.2019 11:01:25</p>
Co-existence	 <p>AAA Date: 17.OCT.2019 11:01:32</p>
Additional	NA

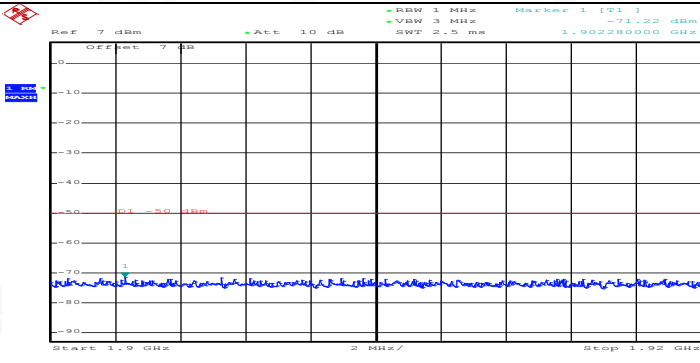
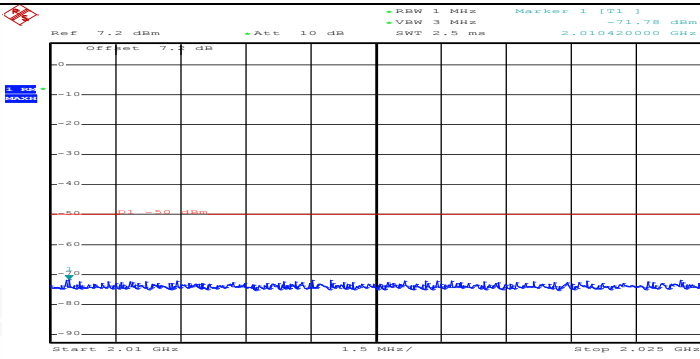
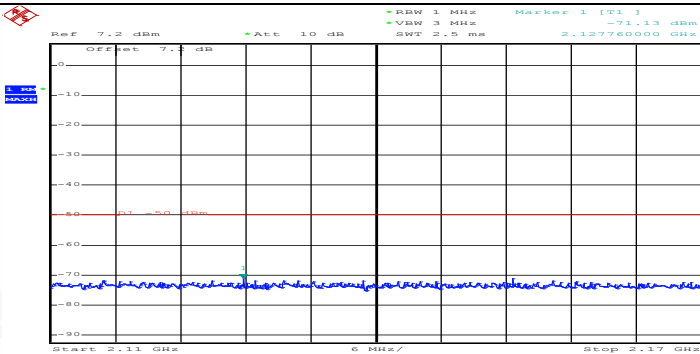
Channel Bandwidth= (5 MHz)_QPSK_HCH_FullRB#0	
General	 <p>AAA Date: 17.OCT.2019 11:01:47</p>
General	 <p>AAA Date: 17.OCT.2019 11:02:05</p>
General	 <p>AAA Date: 17.OCT.2019 11:02:13</p>

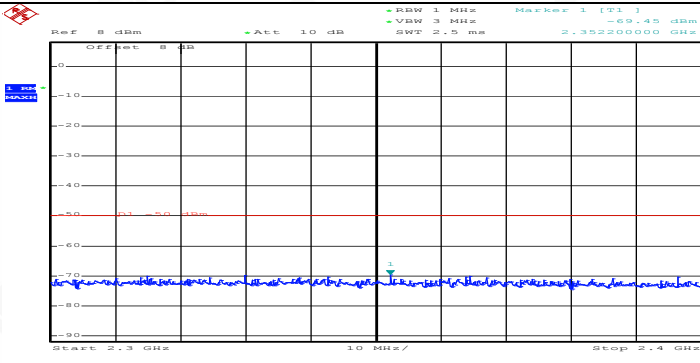
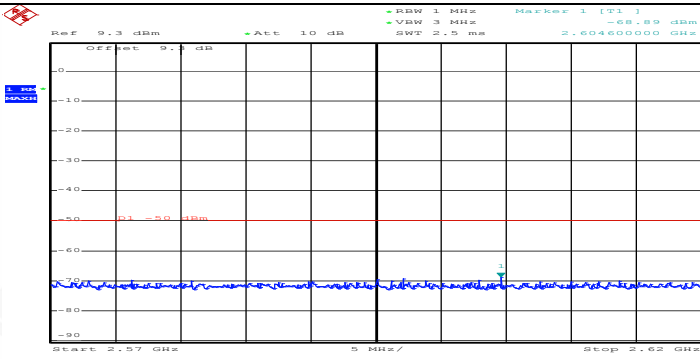
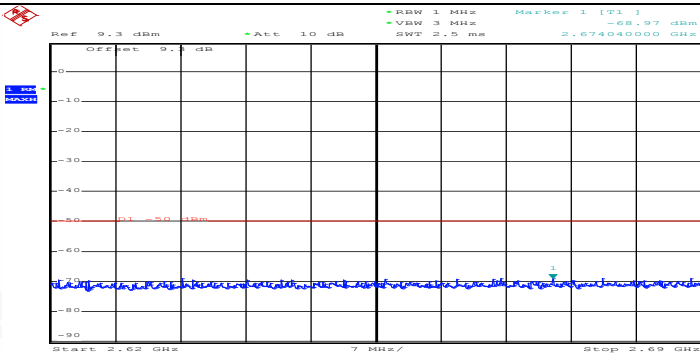


General	 <p>Ref: 8.9 dBm Att: 10 dB RBW: 100 kHz Marker 1: [T1] -63.17 dBm VSW: 300 kHz SWT: 10 ms 952.18150000 MHz</p> <p>Start: 925.05 MHz 7.495 MHz/ Stop: 952.18150000 MHz</p> <p>AAA Date: 17.OCT.2019 11:02:21</p>
General	 <p>Ref: 7.9 dBm Att: 10 dB RBW: 1 MHz Marker 1: [T1] -58.69 dBm VSW: 3 MHz SWT: 80 ms 2.45600000 GHz</p> <p>Start: 1 GHz 400 MHz/ Stop: 2.45600000 GHz</p> <p>AAA Date: 17.OCT.2019 11:02:28</p>
General	 <p>Ref: 9.3 dBm Att: 10 dB RBW: 1 MHz Marker 1: [T1] -64.81 dBm VSW: 3 MHz SWT: 155 ms 10.22350000 GHz</p> <p>Start: 5 GHz 775 MHz/ Stop: 10.22350000 GHz</p> <p>AAA Date: 17.OCT.2019 11:02:38</p>



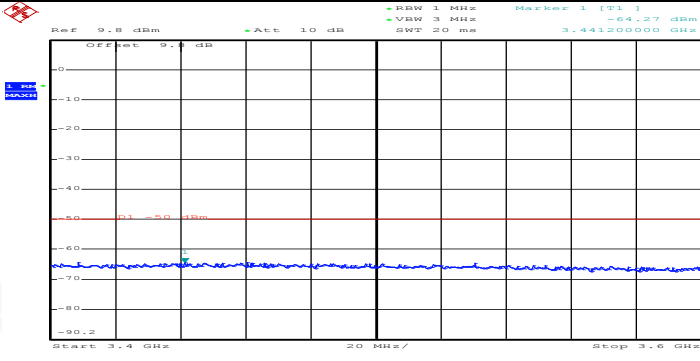
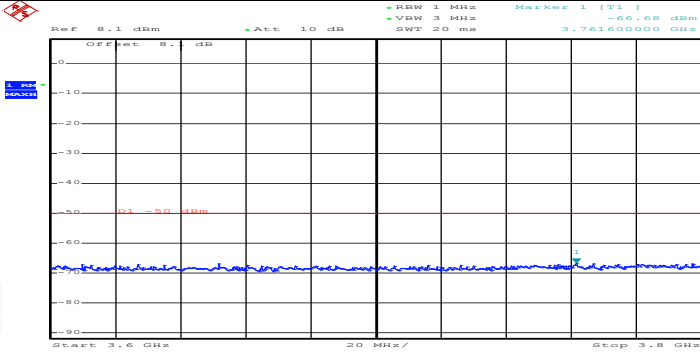
Co-existence	 <p>AAA Date: 17.OCT.2019 11:02:44</p>
Co-existence	 <p>AAA Date: 17.OCT.2019 11:02:50</p>
Co-existence	 <p>AAA Date: 17.OCT.2019 11:02:57</p>

Co-existence	 <p>AAA Date: 17.OCT.2019 11:03:03</p>
Co-existence	 <p>AAA Date: 17.OCT.2019 11:03:09</p>
Co-existence	 <p>AAA Date: 17.OCT.2019 11:03:16</p>

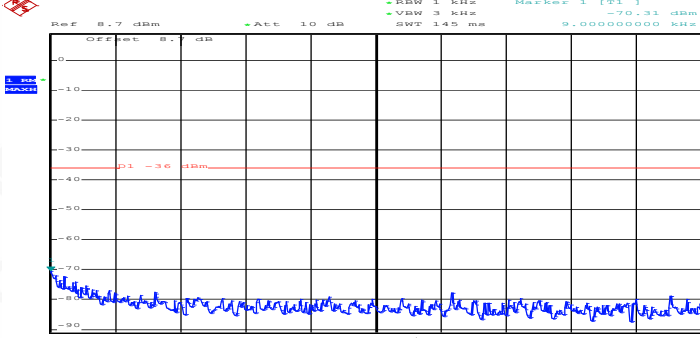
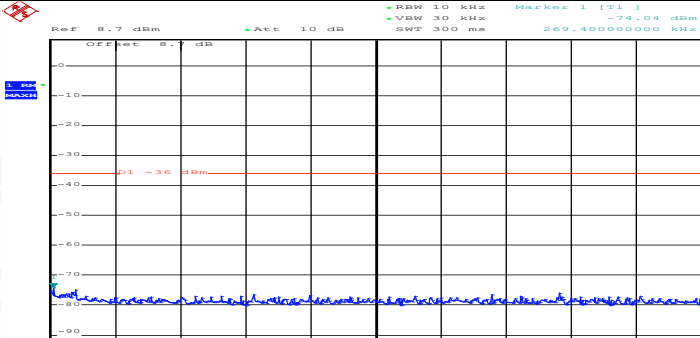
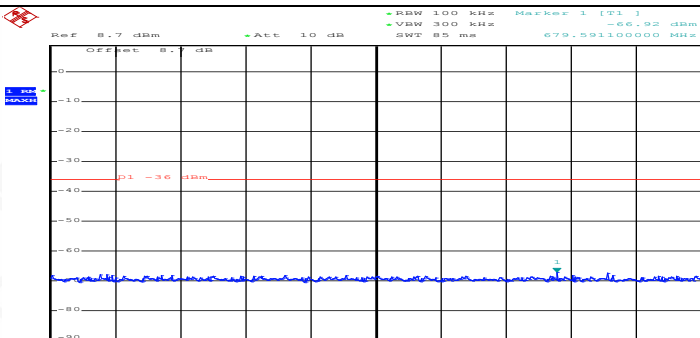
Co-existence	 <p>AAA Date: 17.OCT.2019 11:03:22</p>
Co-existence	 <p>AAA Date: 17.OCT.2019 11:03:29</p>
Co-existence	 <p>AAA Date: 17.OCT.2019 11:03:35</p>

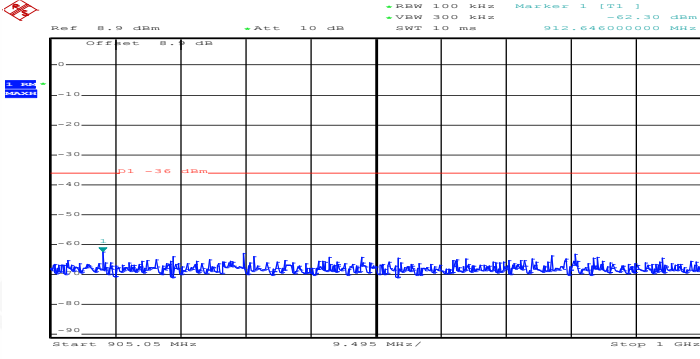
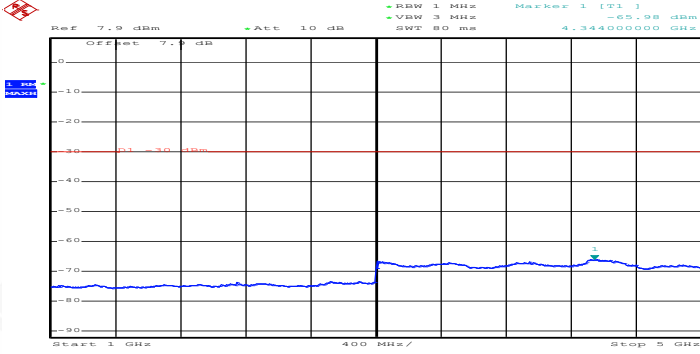
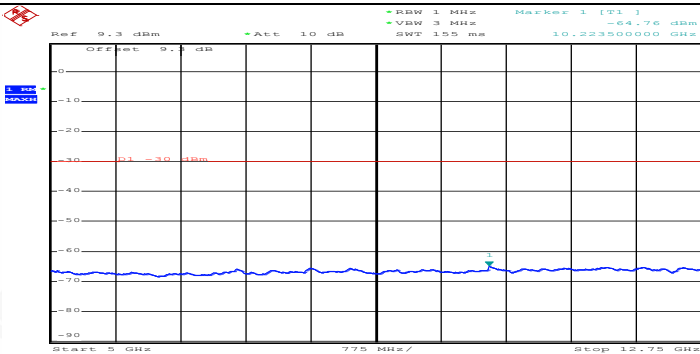




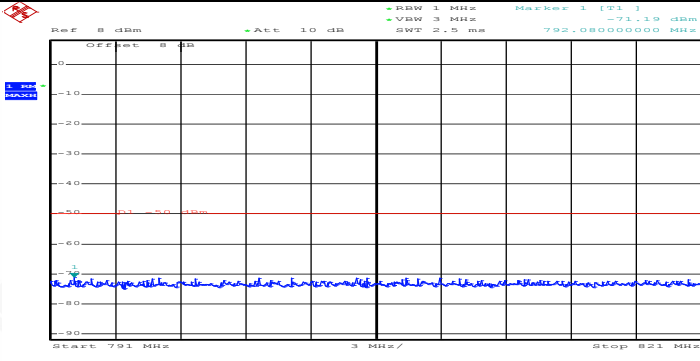
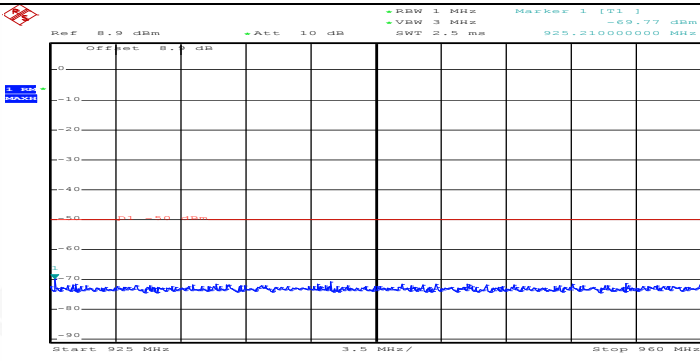
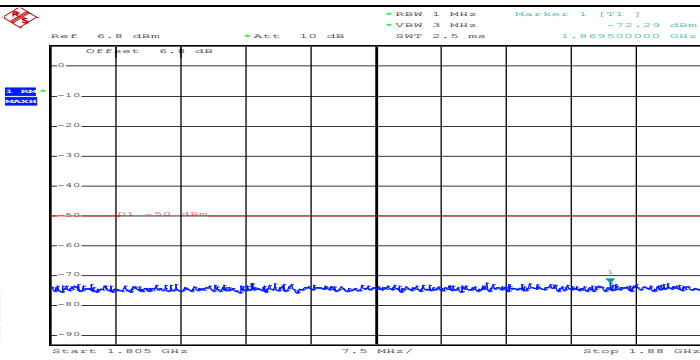
Co-existence	 <p>AAA Date: 17.OCT.2019 11:03:41</p>
Co-existence	 <p>AAA Date: 17.OCT.2019 11:03:47</p>
Additional	NA

Channel Bandwidth= (10 MHz)

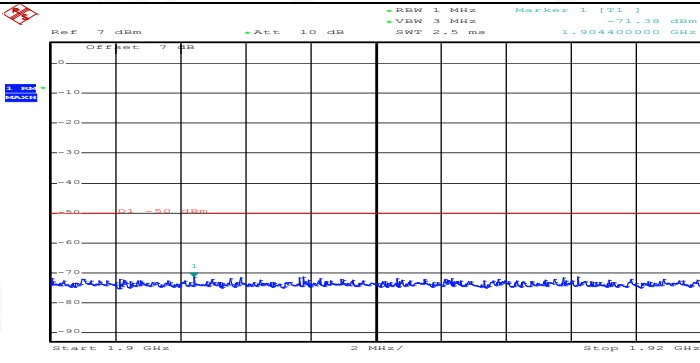
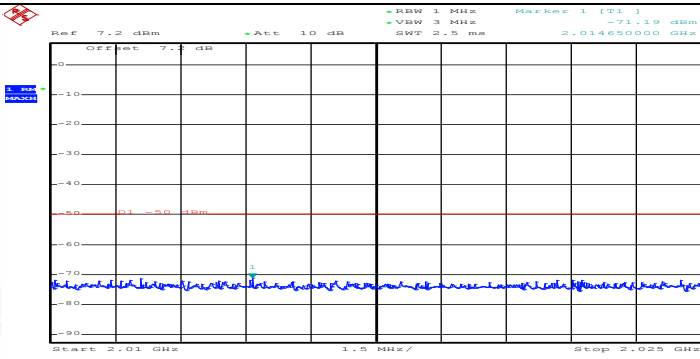
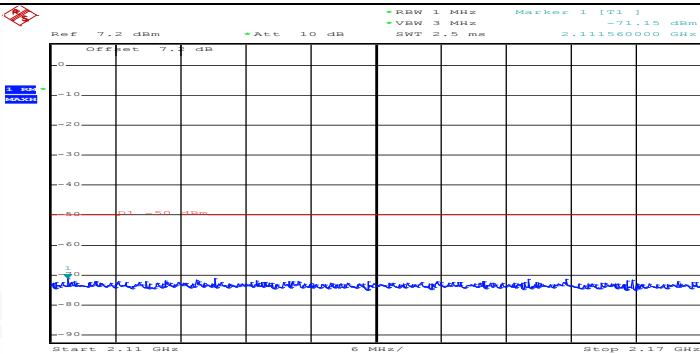
Channel Bandwidth=Highest (10 MHz)_QPSK_LCH_1RB#0	
General	 <p>AAA Date: 17.OCT.2019 11:04:01</p>
General	 <p>AAA Date: 17.OCT.2019 11:04:13</p>
General	 <p>AAA Date: 17.OCT.2019 11:04:22</p>

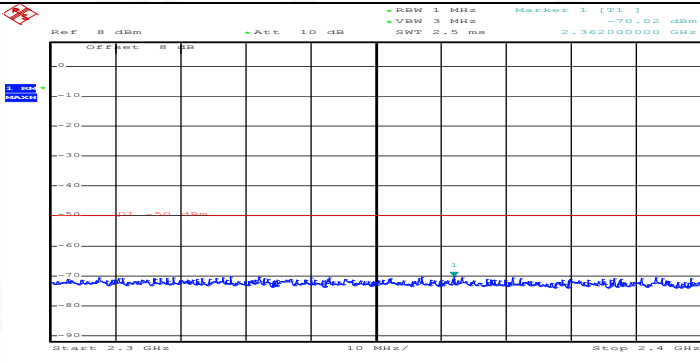
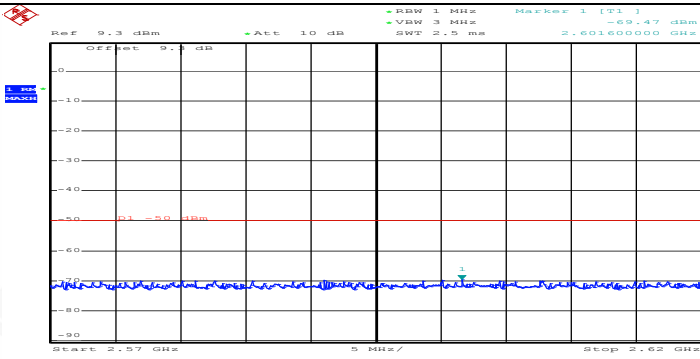
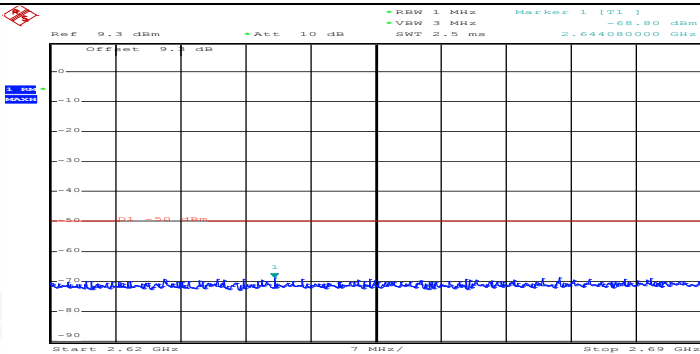
General	 <p>AAA Date: 17.OCT.2019 11:04:29</p>
General	 <p>AAA Date: 17.OCT.2019 11:04:36</p>
General	 <p>AAA Date: 17.OCT.2019 11:04:45</p>

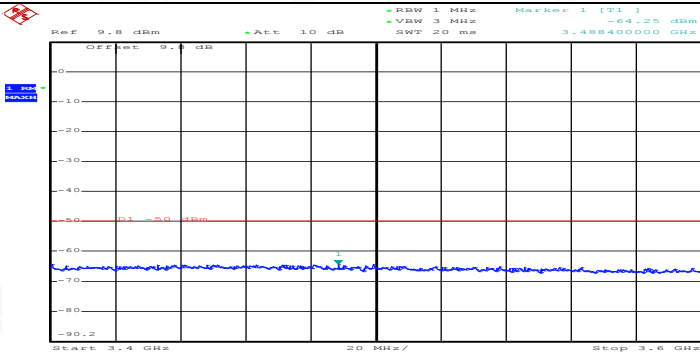
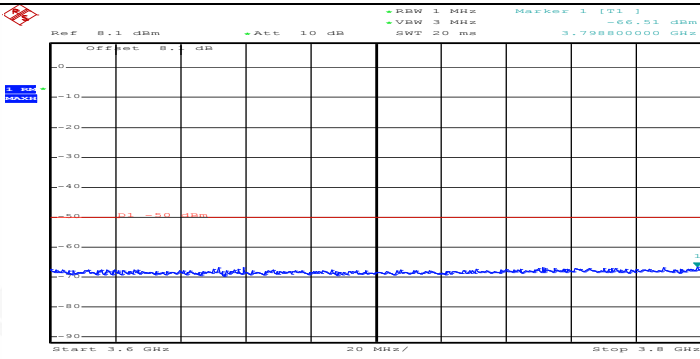


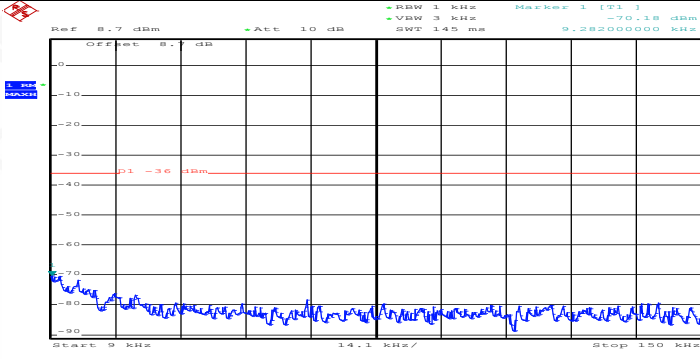
Co-existence	 <p>AAA Date: 17.OCT.2019 11:04:51</p>
Co-existence	 <p>AAA Date: 17.OCT.2019 11:04:58</p>
Co-existence	 <p>AAA Date: 17.OCT.2019 11:05:03</p>

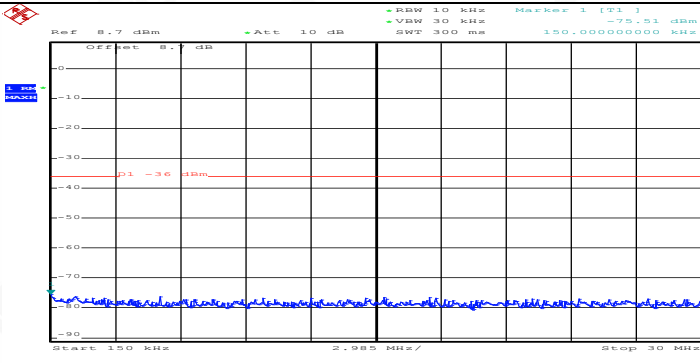
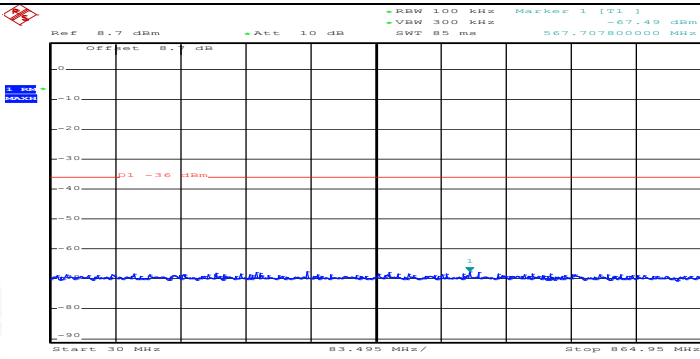
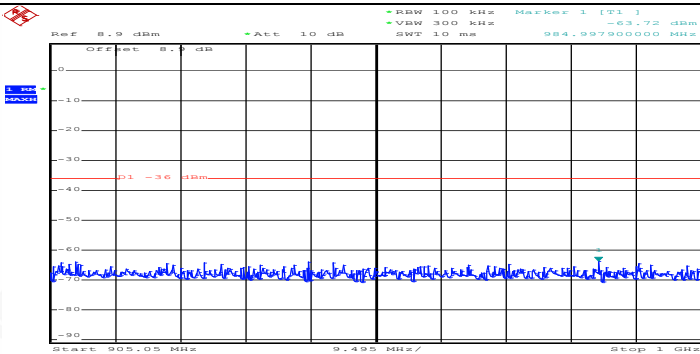


Co-existence	 <p>AAA Date: 17.OCT.2019 11:05:09</p>
Co-existence	 <p>AAA Date: 17.OCT.2019 11:05:16</p>
Co-existence	 <p>AAA Date: 17.OCT.2019 11:05:23</p>

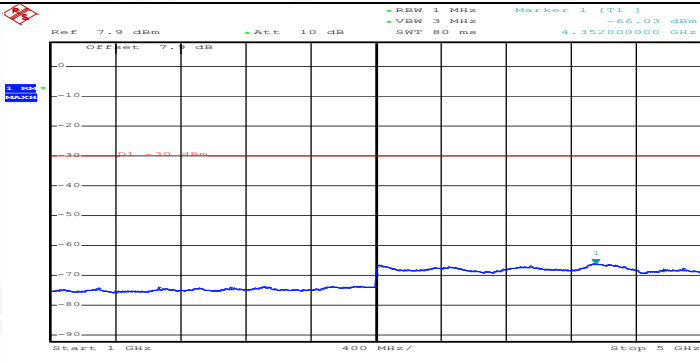
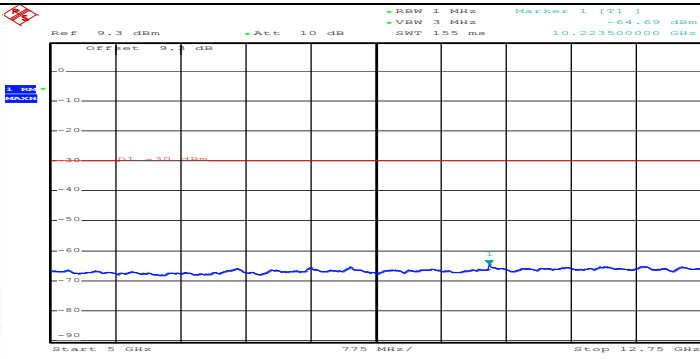
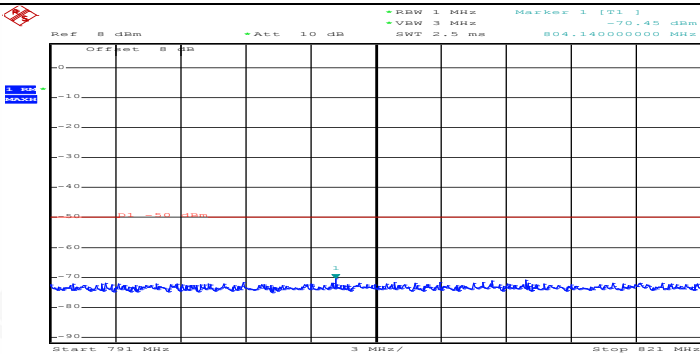
Co-existence	 <p>AAA Date: 17.OCT.2019 11:05:33</p>
Co-existence	 <p>AAA Date: 17.OCT.2019 11:05:39</p>
Co-existence	 <p>AAA Date: 17.OCT.2019 11:05:45</p>

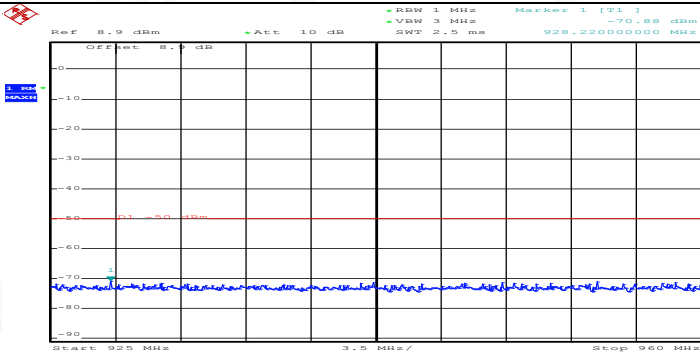
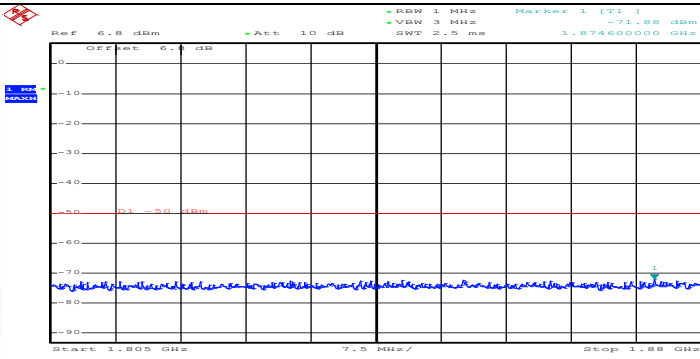
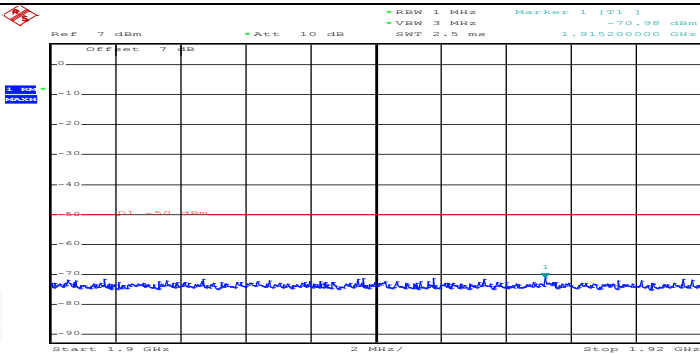
Co-existence	 <p>AAA Date: 17.OCT.2019 11:05:51</p>
Co-existence	 <p>AAA Date: 17.OCT.2019 11:05:57</p>
Additional	NA

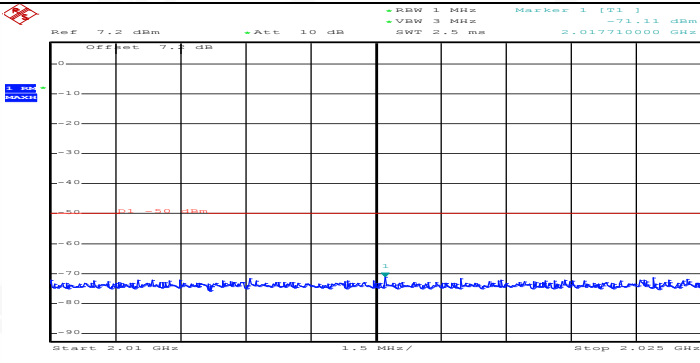
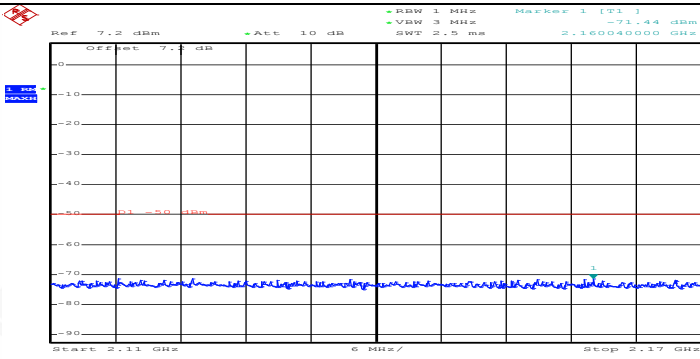
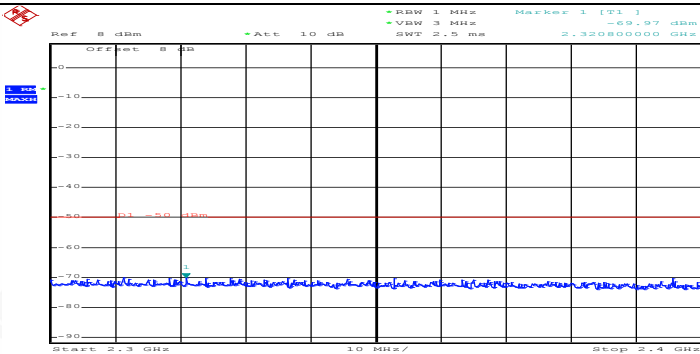
Channel Bandwidth=Highest (10 MHz)_QPSK_LCH_1RB#max	
General	 <p>AAA Date: 17.OCT.2019 11:06:06</p>

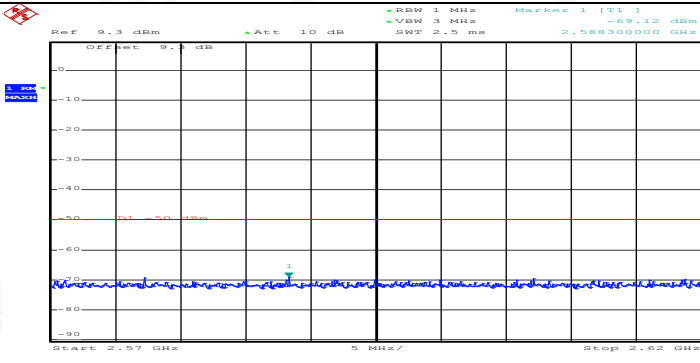
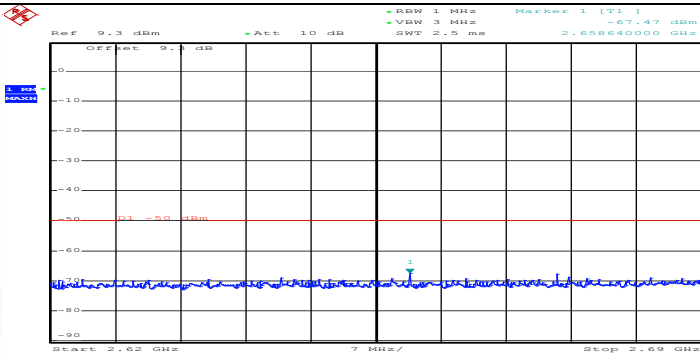
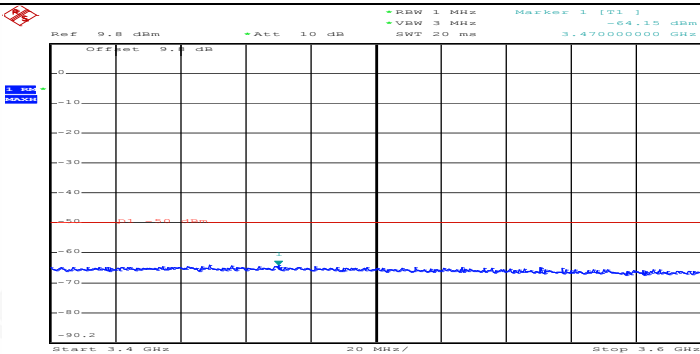
General	 <p>AAA Date: 17.OCT.2019 11:06:17</p>
General	 <p>AAA Date: 17.OCT.2019 11:06:25</p>
General	 <p>AAA Date: 17.OCT.2019 11:06:32</p>



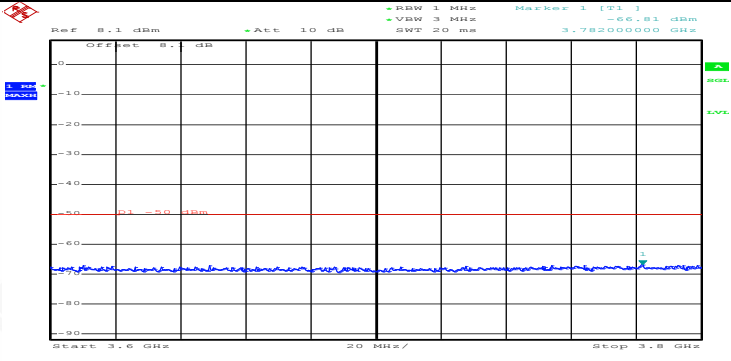
General	 <p>Ref 7.9 dBm Att 10 dB RBW 1 MHz Marker 1 [T1] -66.03 dBm VSW 3 MHz SWT 80 ms 4.32200000 GHz</p> <p>AAA Date: 17.OCT.2019 11:06:41</p>
General	 <p>Ref 9.3 dBm Att 10 dB RBW 1 MHz Marker 1 [T1] -64.69 dBm VSW 3 MHz SWT 125 ms 10.22300000 GHz</p> <p>AAA Date: 17.OCT.2019 11:06:50</p>
Co-existence	 <p>Ref 8 dBm Att 10 dB RBW 1 MHz Marker 1 [T1] -70.45 dBm VSW 3 MHz SWT 2.5 ms 804.14000000 MHz</p> <p>AAA Date: 17.OCT.2019 11:06:57</p>

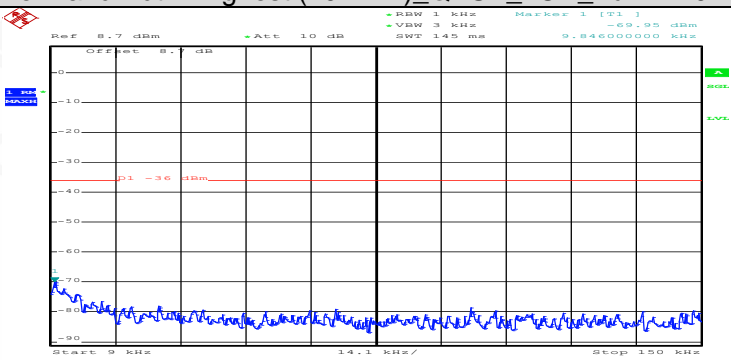
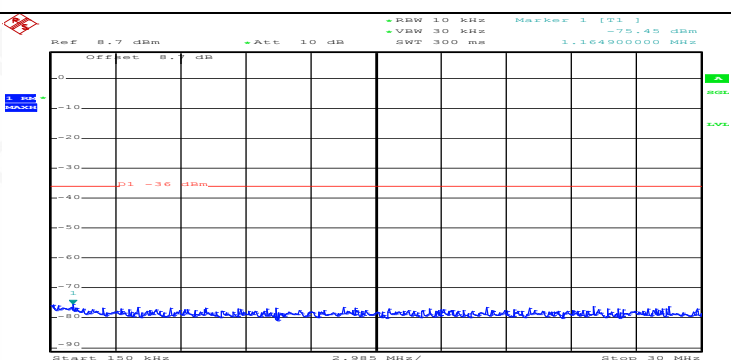
Co-existence	 <p>AAA Date: 17.OCT.2019 11:07:03</p>
Co-existence	 <p>AAA Date: 17.OCT.2019 11:07:10</p>
Co-existence	 <p>AAA Date: 17.OCT.2019 11:07:16</p>

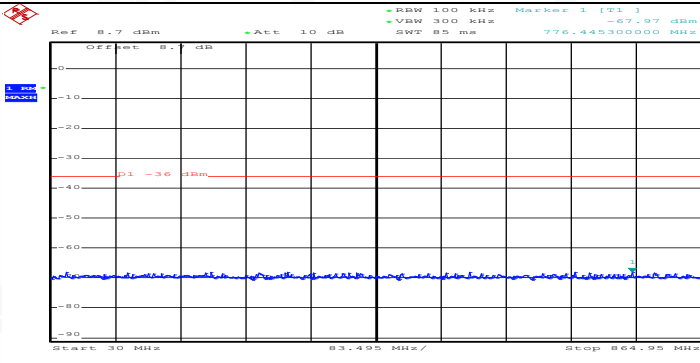
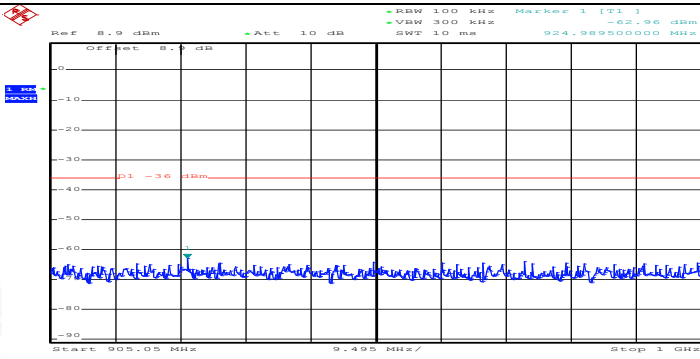
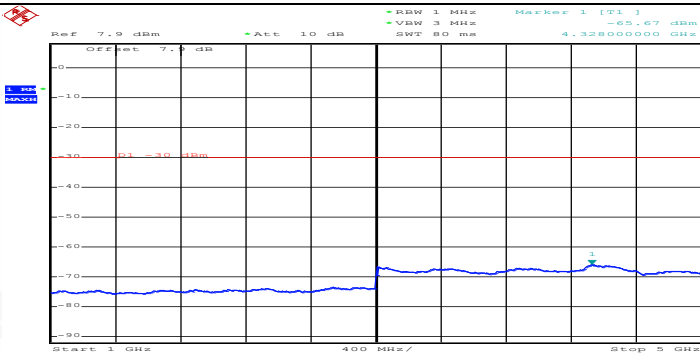
Co-existence	 <p>AAA Date: 17.OCT.2019 11:07:23</p>
Co-existence	 <p>AAA Date: 17.OCT.2019 11:07:29</p>
Co-existence	 <p>AAA Date: 17.OCT.2019 11:07:37</p>

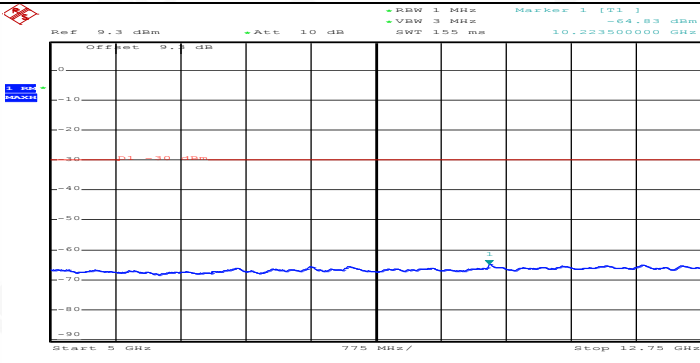
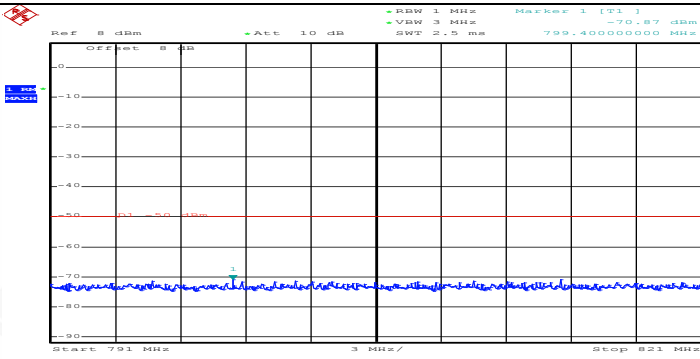
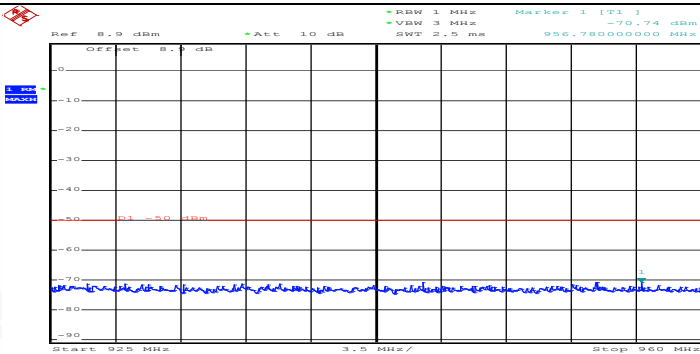
Co-existence	 <p>AAA Date: 17.OCT.2019 11:07:43</p>
Co-existence	 <p>AAA Date: 17.OCT.2019 11:07:50</p>
Co-existence	 <p>AAA Date: 17.OCT.2019 11:07:56</p>

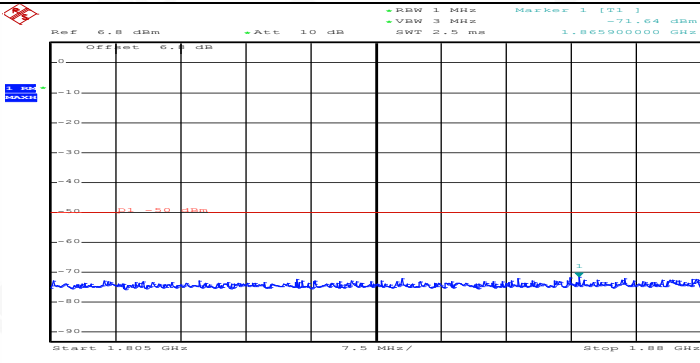
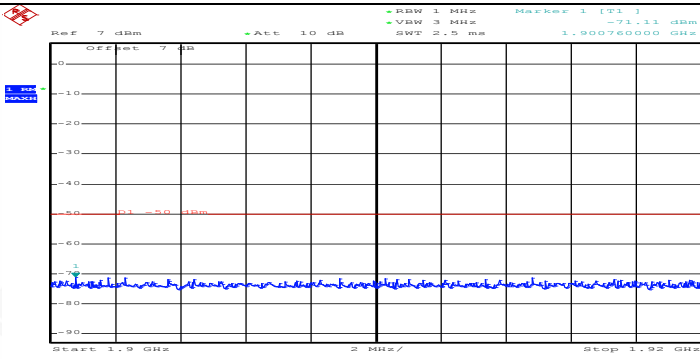
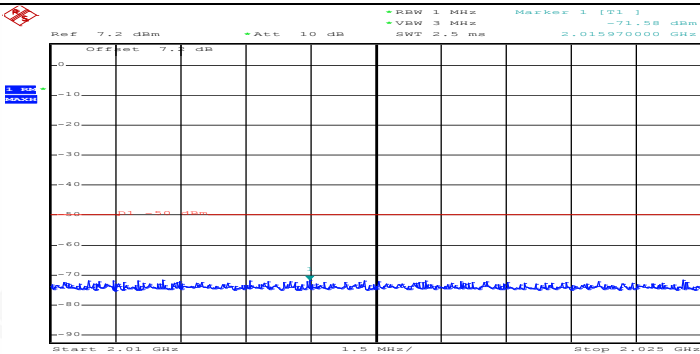


Co-existence	 <p>AAA Date: 17.OCT.2019 11:08:02</p>
Additional	NA

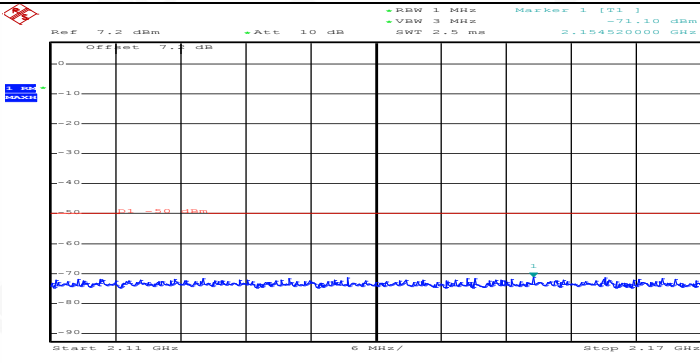
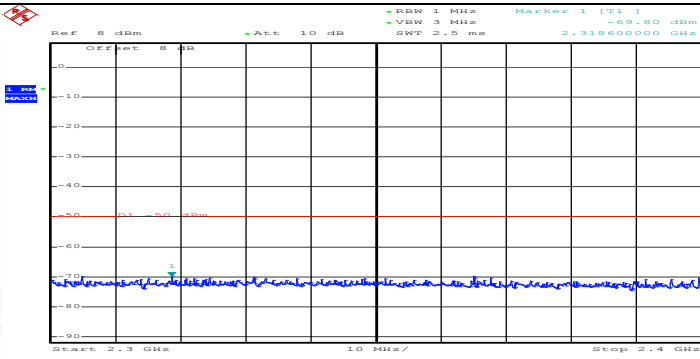
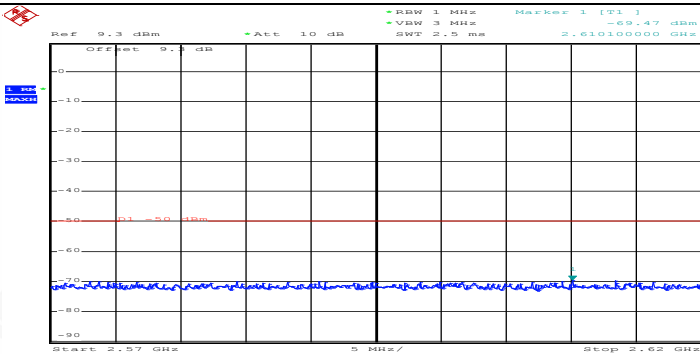
Channel Bandwidth=Highest (10 MHz)_QPSK_LCH_FullRB#0	
General	 <p>AAA Date: 17.OCT.2019 11:08:16</p>
General	 <p>AAA Date: 17.OCT.2019 11:08:28</p>

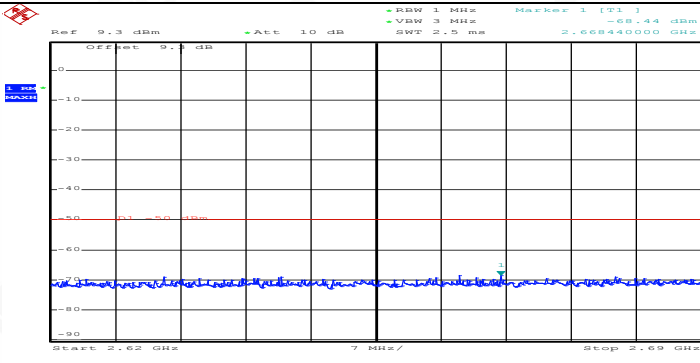
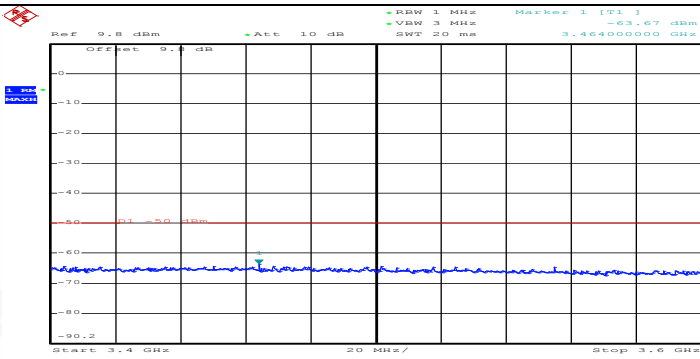
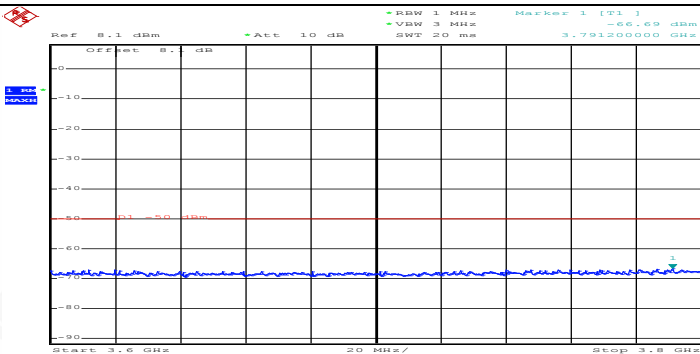
General	 <p>AAA Date: 17.OCT.2019 11:08:37</p>
General	 <p>AAA Date: 17.OCT.2019 11:08:44</p>
General	 <p>AAA Date: 17.OCT.2019 11:08:52</p>

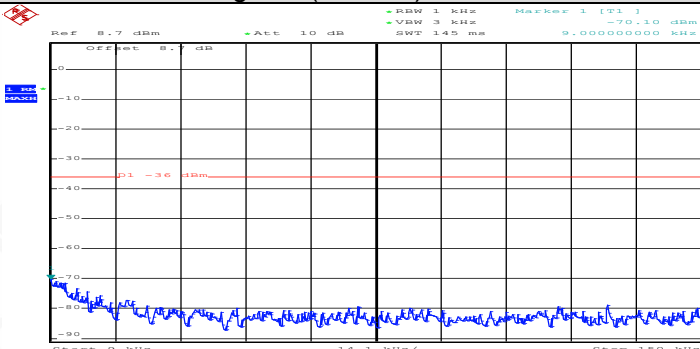
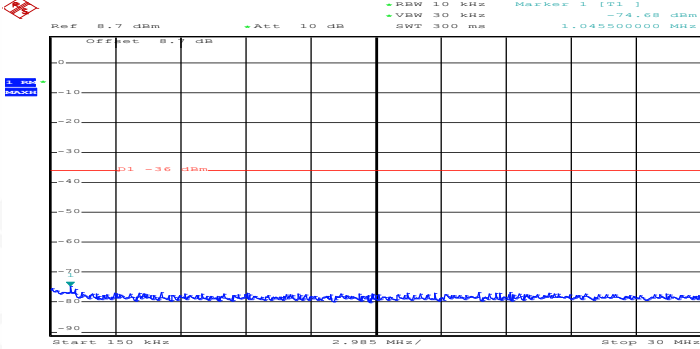
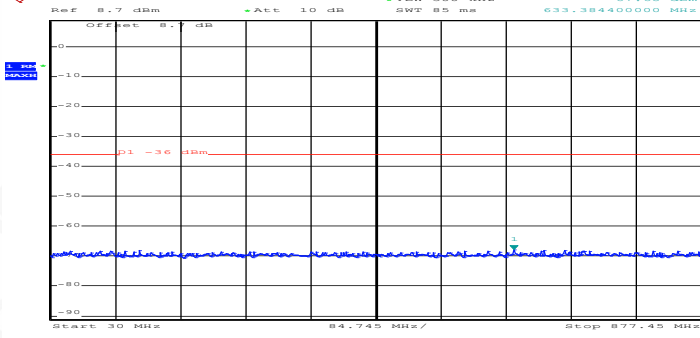
General	 <p>AAA Date: 17.OCT.2019 11:09:01</p>
Co-existence	 <p>AAA Date: 17.OCT.2019 11:09:08</p>
Co-existence	 <p>AAA Date: 17.OCT.2019 11:09:14</p>

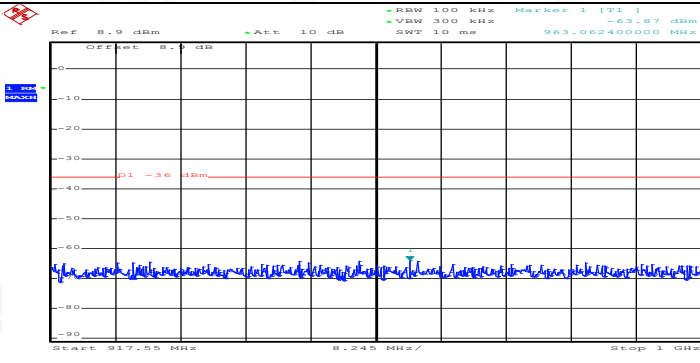
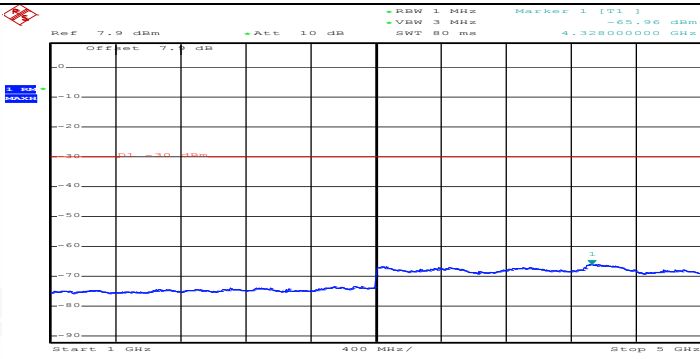
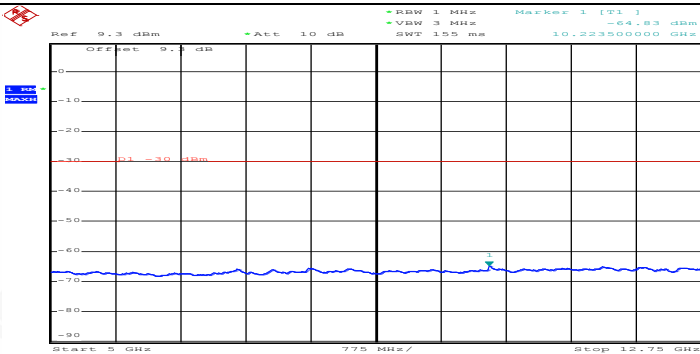
Co-existence	 <p>AAA Date: 17.OCT.2019 11:09:21</p>
Co-existence	 <p>AAA Date: 17.OCT.2019 11:09:28</p>
Co-existence	 <p>AAA Date: 17.OCT.2019 11:09:37</p>



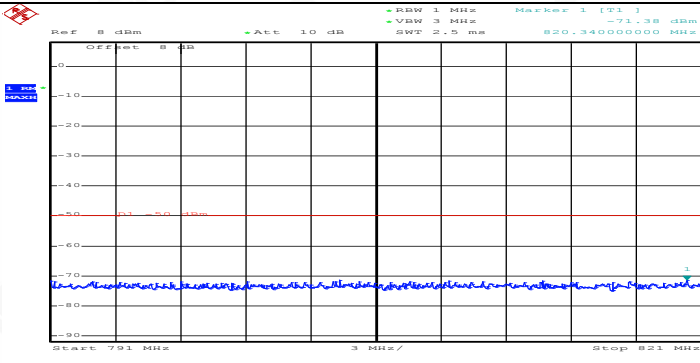
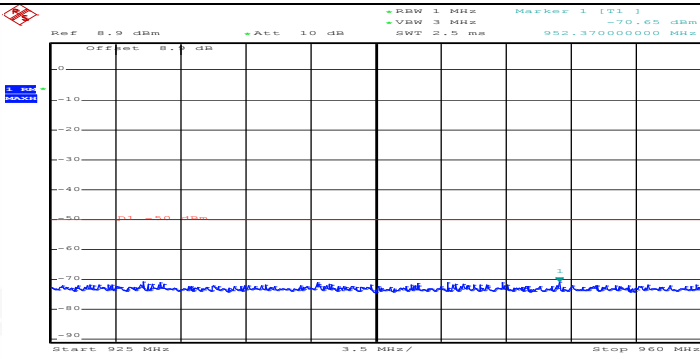
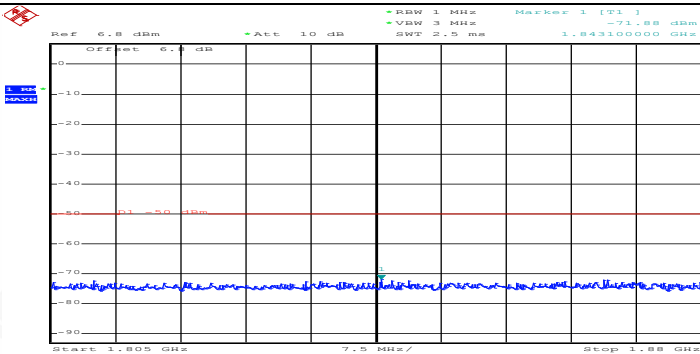
Co-existence	 <p>AAA Date: 17.OCT.2019 11:09:43</p>
Co-existence	 <p>AAA Date: 17.OCT.2019 11:09:49</p>
Co-existence	 <p>AAA Date: 17.OCT.2019 11:09:56</p>

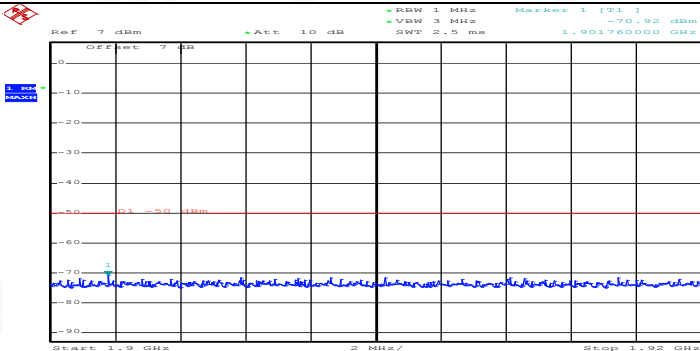
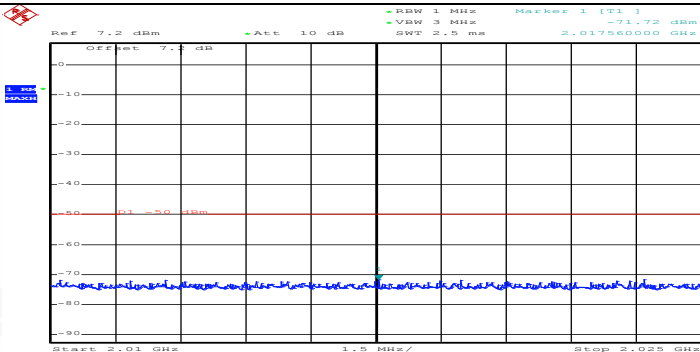
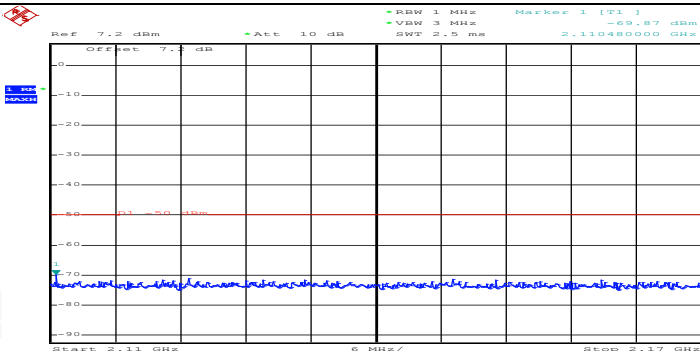
Co-existence	 <p>AAA Date: 17.OCT.2019 11:10:02</p>
Co-existence	 <p>AAA Date: 17.OCT.2019 11:10:08</p>
Co-existence	 <p>AAA Date: 17.OCT.2019 11:10:15</p>
Additional	NA

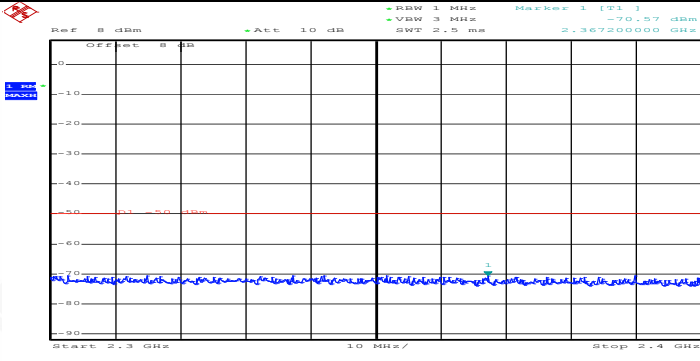
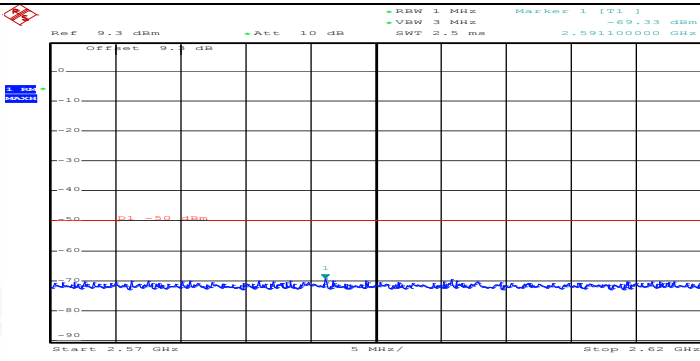
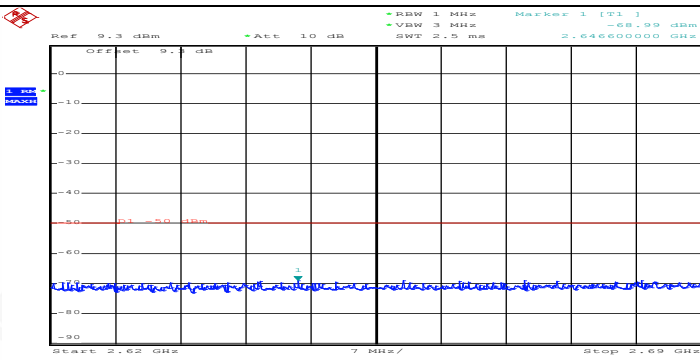
Channel Bandwidth=Highest (10 MHz)_QPSK_MCH_1RB#0	
General	 <p>AAA Date: 17.OCT.2019 11:10:28</p>
General	 <p>AAA Date: 17.OCT.2019 11:10:44</p>
General	 <p>AAA Date: 17.OCT.2019 11:10:51</p>

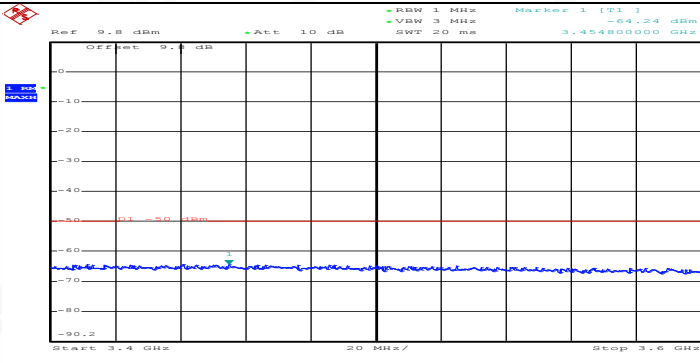
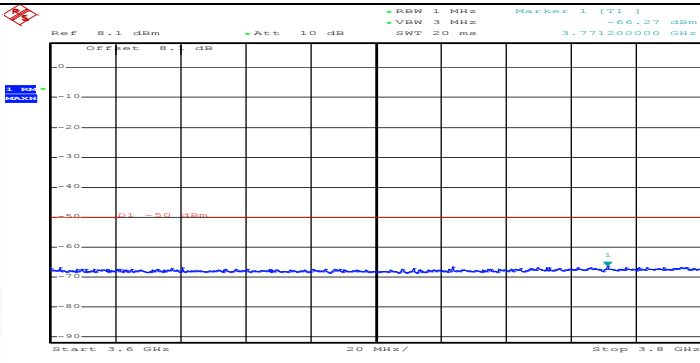
General	 <p>AAA Date: 17.OCT.2019 11:10:57</p>
General	 <p>AAA Date: 17.OCT.2019 11:11:04</p>
General	 <p>AAA Date: 17.OCT.2019 11:11:13</p>

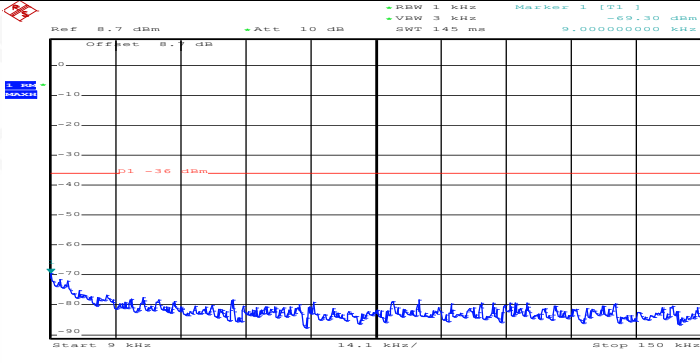


Co-existence	 <p>AAA Date: 17.OCT.2019 11:11:19</p>
Co-existence	 <p>AAA Date: 17.OCT.2019 11:11:25</p>
Co-existence	 <p>AAA Date: 17.OCT.2019 11:11:31</p>

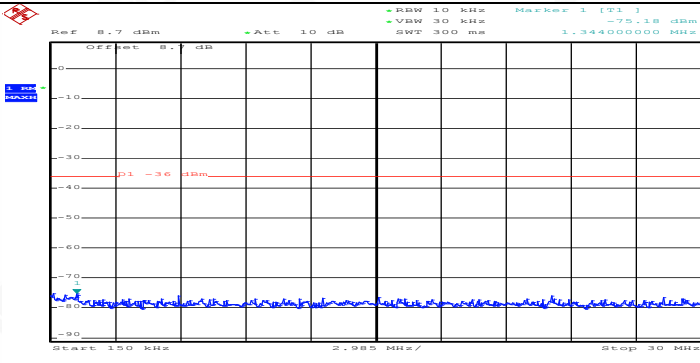
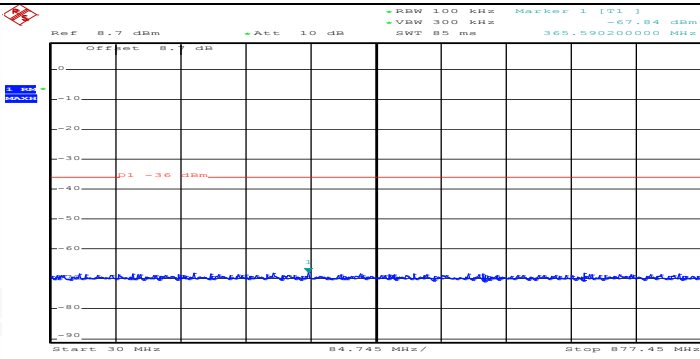
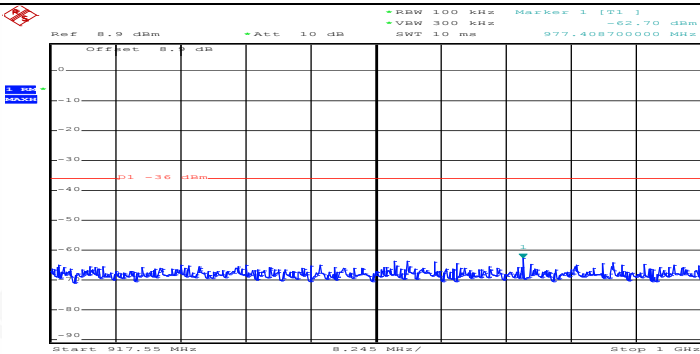
Co-existence	 <p>AAA Date: 17.OCT.2019 11:11:37</p>
Co-existence	 <p>AAA Date: 17.OCT.2019 11:11:43</p>
Co-existence	 <p>AAA Date: 17.OCT.2019 11:11:49</p>

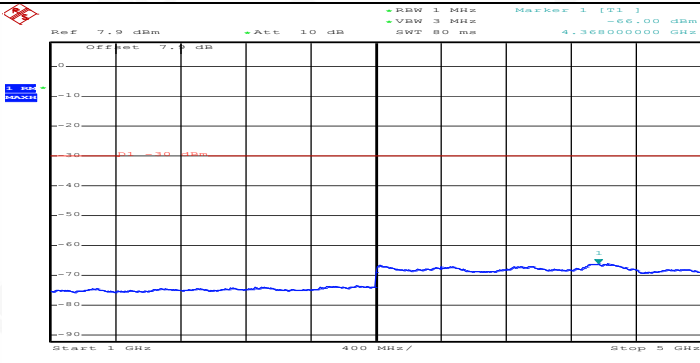
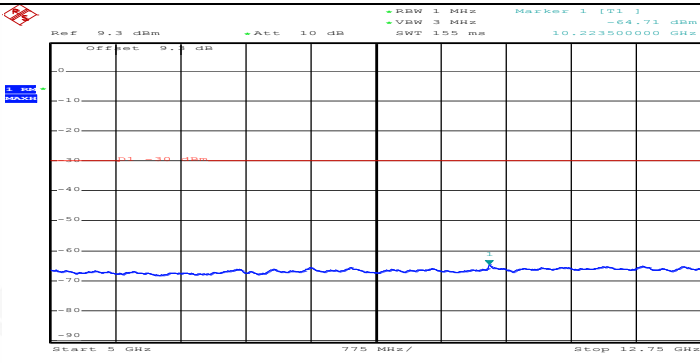
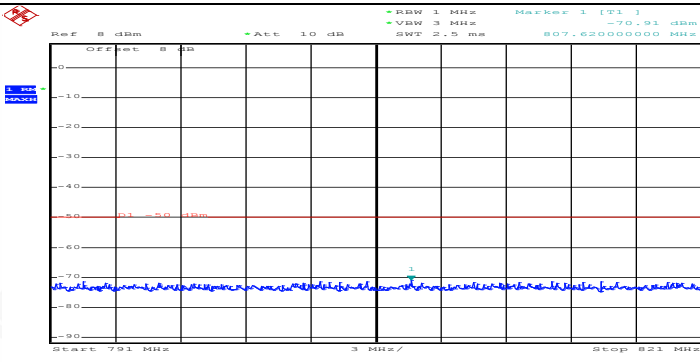
Co-existence	 <p>AAA Date: 17.OCT.2019 11:11:55</p>
Co-existence	 <p>AAA Date: 17.OCT.2019 11:12:02</p>
Co-existence	 <p>AAA Date: 17.OCT.2019 11:12:08</p>

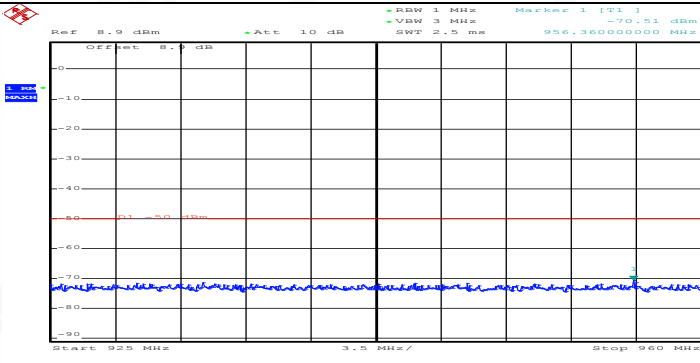
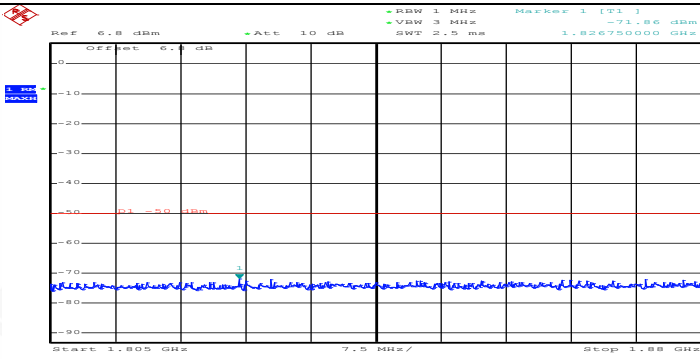
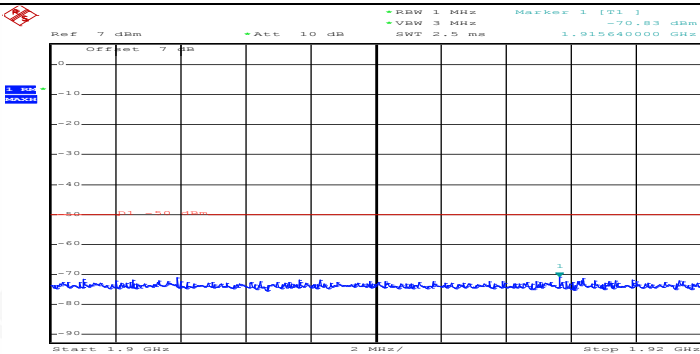
Co-existence	 <p>AAA Date: 17.OCT.2019 11:12:15</p>
Co-existence	 <p>AAA Date: 17.OCT.2019 11:12:22</p>
Additional	NA

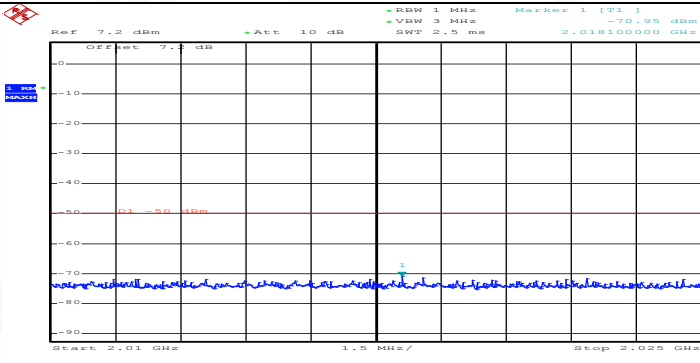
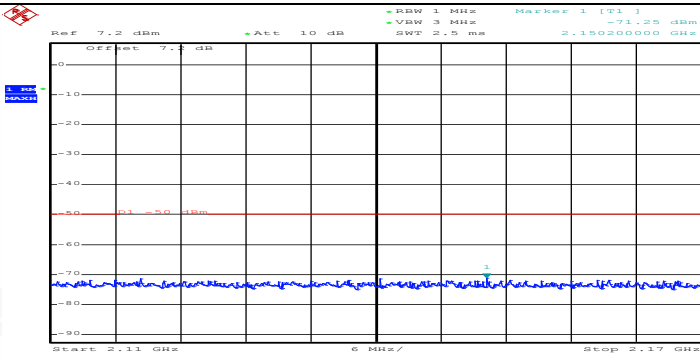
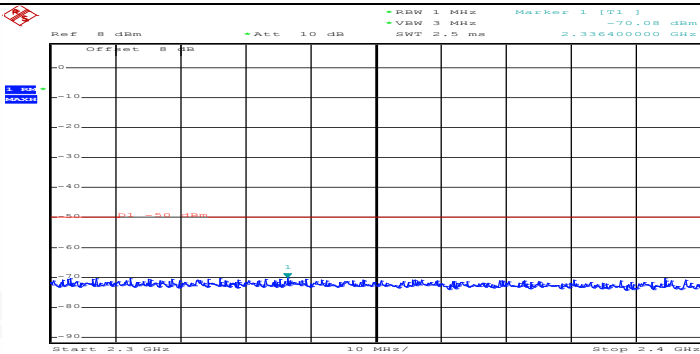
Channel Bandwidth=Highest (10 MHz)_QPSK_MCH_1RB#max	
General	 <p>AAA Date: 17.OCT.2019 11:12:31</p>



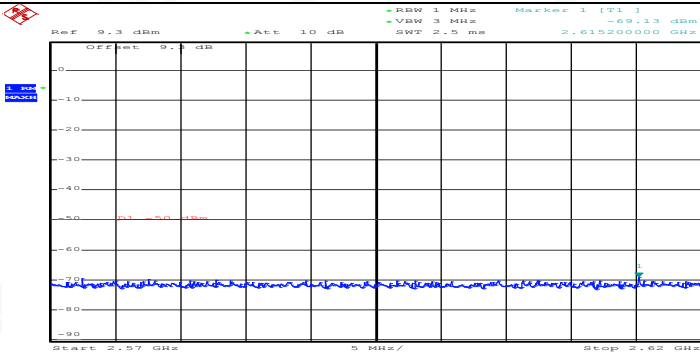
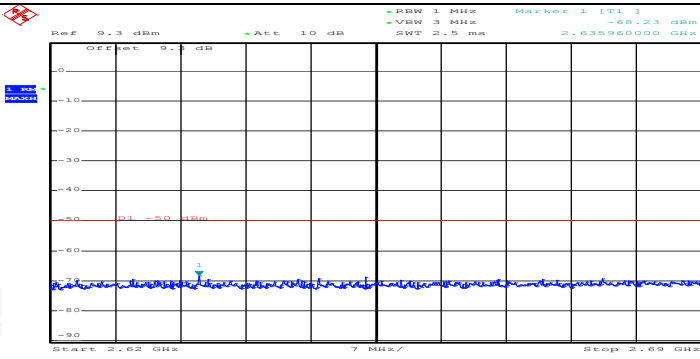
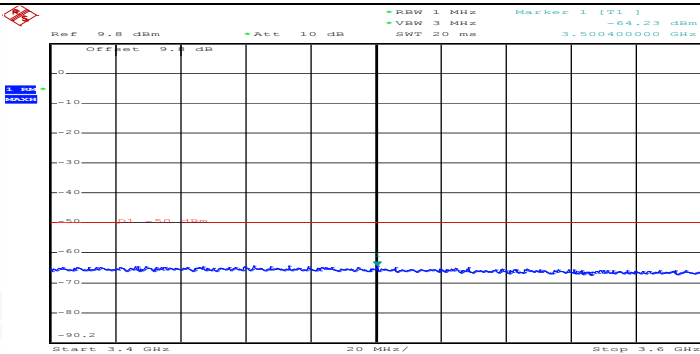
General	 <p>AAA Date: 17.OCT.2019 11:12:45</p>
General	 <p>AAA Date: 17.OCT.2019 11:12:52</p>
General	 <p>AAA Date: 17.OCT.2019 11:12:59</p>

General	 <p>Ref: 7.9 dBm, Att: 10 dB, RBW: 1 MHz, VSW: 3 MHz, SWT: 80 ms, Marker 1: [71.1] -66.00 dBm, 4.36800000 GHz</p> <p>Start: 1 GHz, 400 MHz, Stop: 5 GHz</p> <p>AAA Date: 17.OCT.2019 11:13:07</p>
General	 <p>Ref: 9.3 dBm, Att: 10 dB, RBW: 1 MHz, VSW: 3 MHz, SWT: 155 ms, Marker 1: [51.1] -64.71 dBm, 10.22350000 GHz</p> <p>Start: 5 GHz, 775 MHz, Stop: 12.75 GHz</p> <p>AAA Date: 17.OCT.2019 11:13:16</p>
Co-existence	 <p>Ref: 8 dBm, Att: 10 dB, RBW: 1 MHz, VSW: 3 MHz, SWT: 2.5 ms, Marker 1: [T1] -70.93 dBm, 807.62000000 MHz</p> <p>Start: 791 MHz, 3 MHz, Stop: 821 MHz</p> <p>AAA Date: 17.OCT.2019 11:13:24</p>

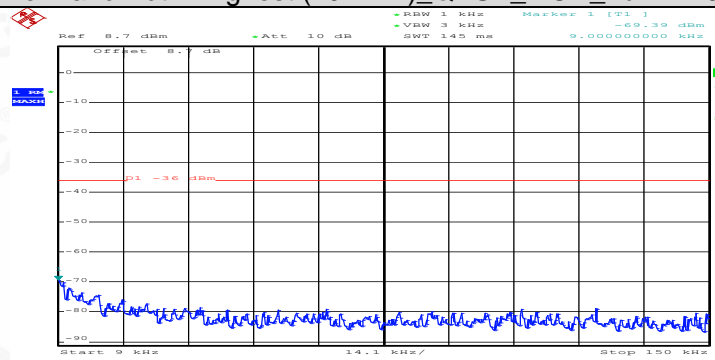
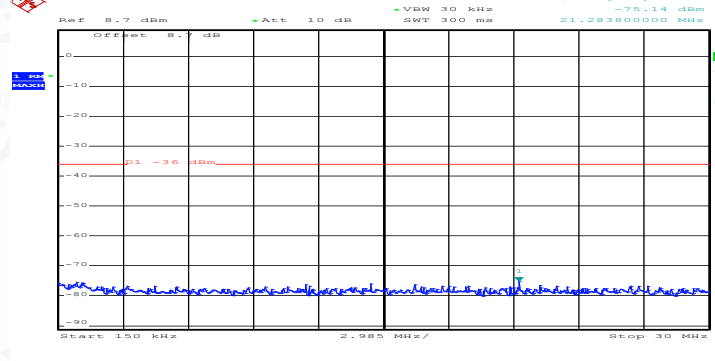
Co-existence	 <p>AAA Date: 17.OCT.2019 11:13:29</p>
Co-existence	 <p>AAA Date: 17.OCT.2019 11:13:36</p>
Co-existence	 <p>AAA Date: 17.OCT.2019 11:13:43</p>

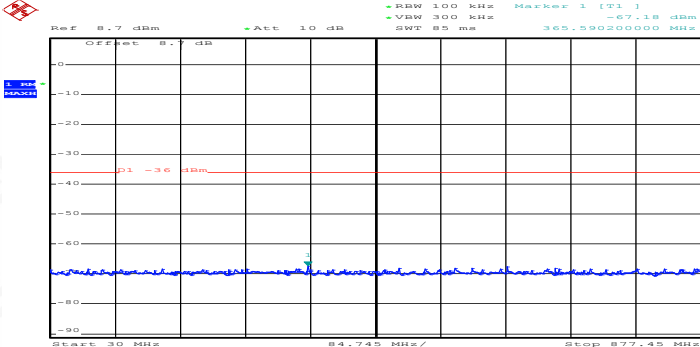
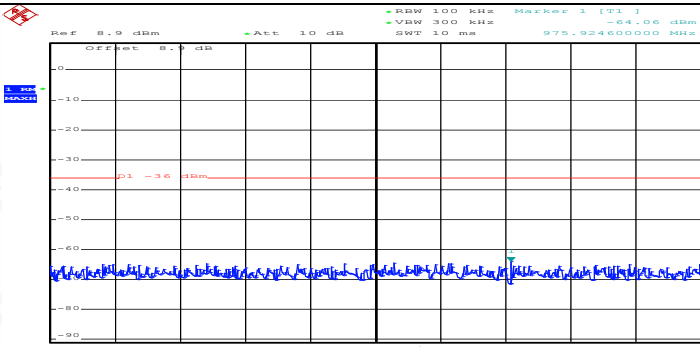
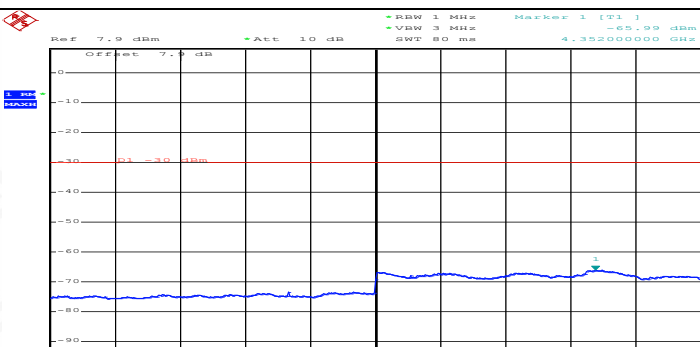
Co-existence	 <p>AAA Date: 17.OCT.2019 11:13:49</p>
Co-existence	 <p>AAA Date: 17.OCT.2019 11:13:56</p>
Co-existence	 <p>AAA Date: 17.OCT.2019 11:14:02</p>



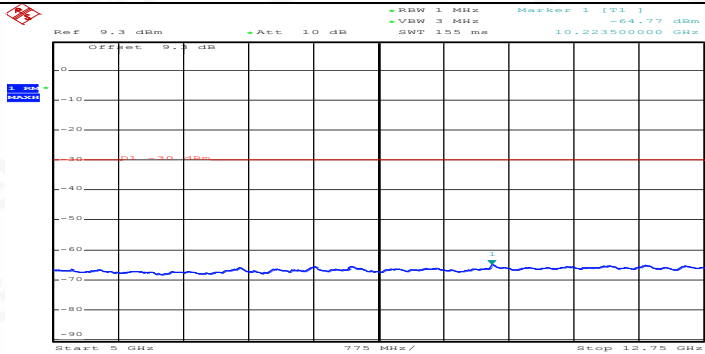
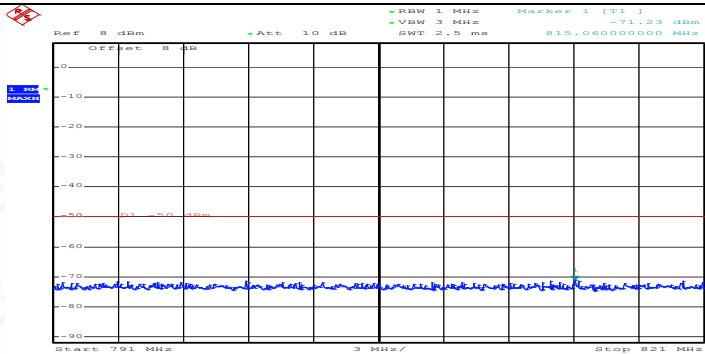
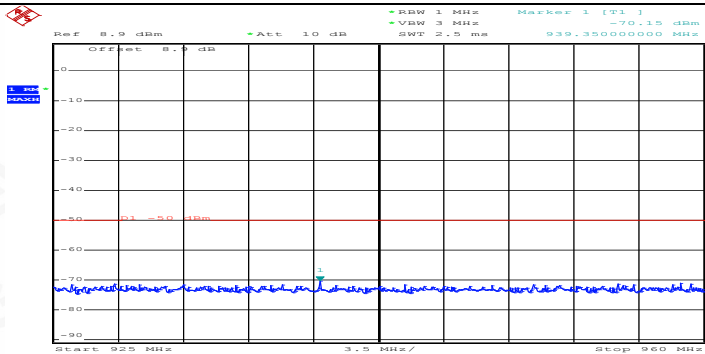
Co-existence	 <p>AAA Date: 17.OCT.2019 11:14:09</p>
Co-existence	 <p>AAA Date: 17.OCT.2019 11:14:16</p>
Co-existence	 <p>AAA Date: 17.OCT.2019 11:14:22</p>

Co-existence	 <p>AAA Date: 17.OCT.2019 11:14:28</p>
Additional	NA

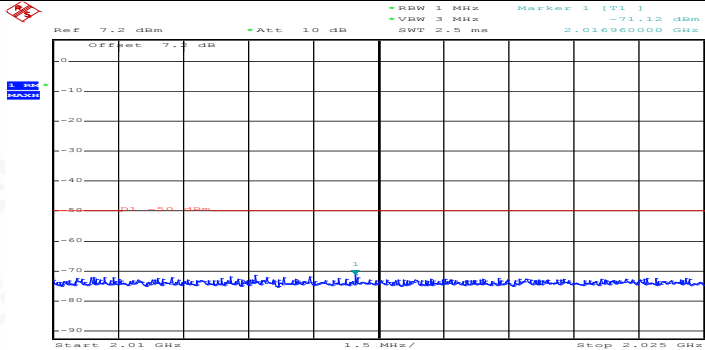
Channel Bandwidth=Highest (10 MHz)_QPSK_MCH_FullRB#0	
General	 <p>AAA Date: 17.OCT.2019 11:14:41</p>
General	 <p>AAA Date: 17.OCT.2019 11:14:57</p>

General	 <p>Ref: 8.7 dBm Att: 10 dB RBW: 100 kHz Marker: 1 [T1] -67.18 dBm VSW: 300 kHz SWT: 85 ms 365.590200000 MHz</p> <p>Offset: 8.7 dB</p> <p>Start: 84.70 MHz Stop: 84.79 MHz</p> <p>AAA Date: 17.OCT.2019 11:15:05</p>
General	 <p>Ref: 8.9 dBm Att: 10 dB RBW: 100 kHz Marker: 1 [T1] -64.06 dBm VSW: 300 kHz SWT: 10 ms 975.924600000 MHz</p> <p>Offset: 8.9 dB</p> <p>Start: 975.91 MHz Stop: 975.94 MHz</p> <p>AAA Date: 17.OCT.2019 11:15:11</p>
General	 <p>Ref: 7.9 dBm Att: 10 dB RBW: 1 MHz Marker: 1 [T1] -65.99 dBm VSW: 3 kHz SWT: 80 ms 4.352000000 GHz</p> <p>Offset: 7.9 dB</p> <p>Start: 4.34 GHz Stop: 4.36 GHz</p> <p>AAA Date: 17.OCT.2019 11:15:18</p>

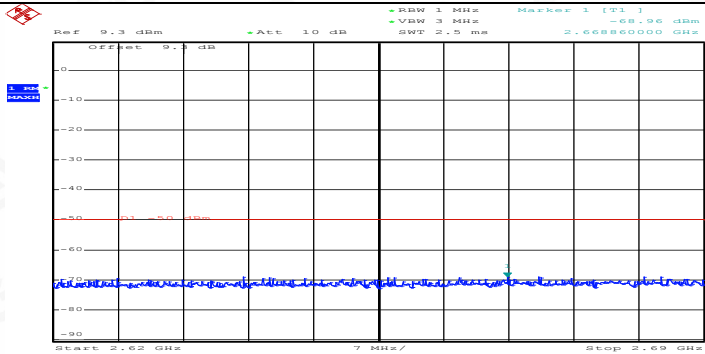
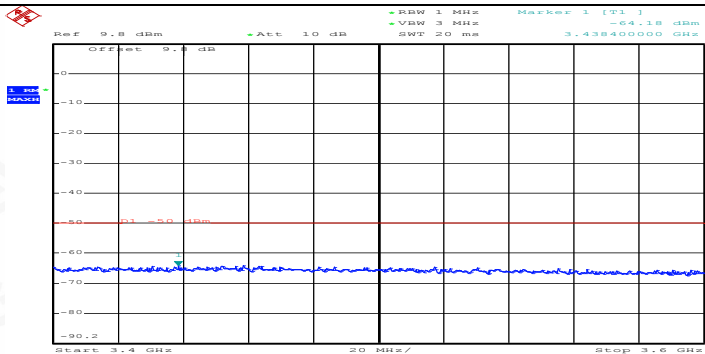
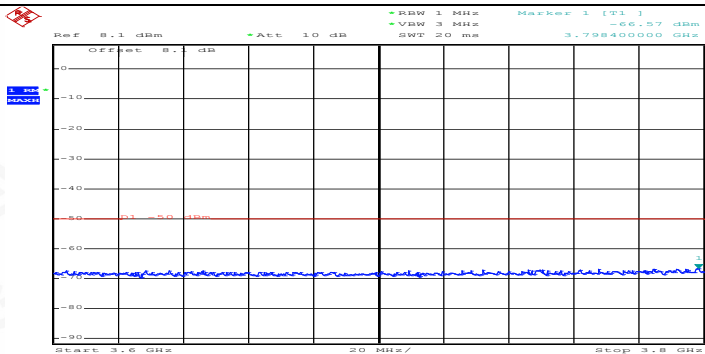


General	 <p>AAA Date: 17.OCT.2019 11:15:28</p>
Co-existence	 <p>AAA Date: 17.OCT.2019 11:15:34</p>
Co-existence	 <p>AAA Date: 17.OCT.2019 11:15:40</p>



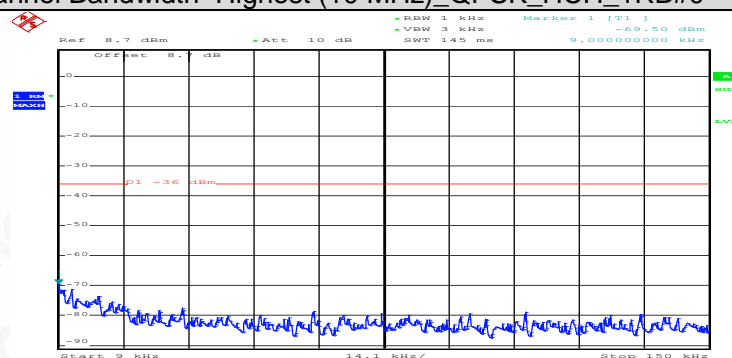
Co-existence	 <p>AAA Date: 17.OCT.2019 11:15:47</p>
Co-existence	 <p>AAA Date: 17.OCT.2019 11:15:53</p>
Co-existence	 <p>AAA Date: 17.OCT.2019 11:15:59</p>

Co-existence	 <p>AAA Date: 17.OCT.2019 11:16:08</p>
Co-existence	 <p>AAA Date: 17.OCT.2019 11:16:14</p>
Co-existence	 <p>AAA Date: 17.OCT.2019 11:16:20</p>

Co-existence	 <p>AAA Date: 17.OCT.2019 11:16:26</p>
Co-existence	 <p>AAA Date: 17.OCT.2019 11:16:32</p>
Co-existence	 <p>AAA Date: 17.OCT.2019 11:16:38</p>
Additional	NA

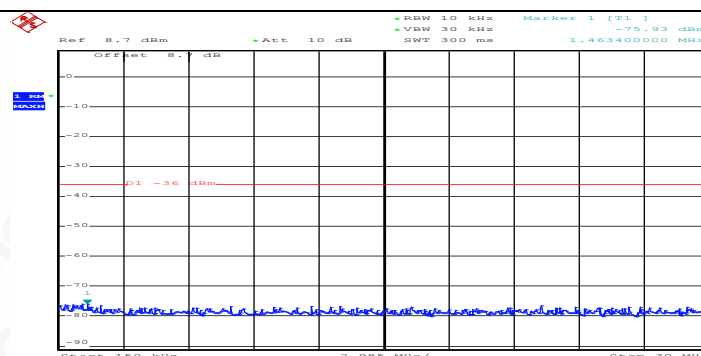
Channel Bandwidth=Highest (10 MHz)\_QPSK\_HCH\_1RB#0

General



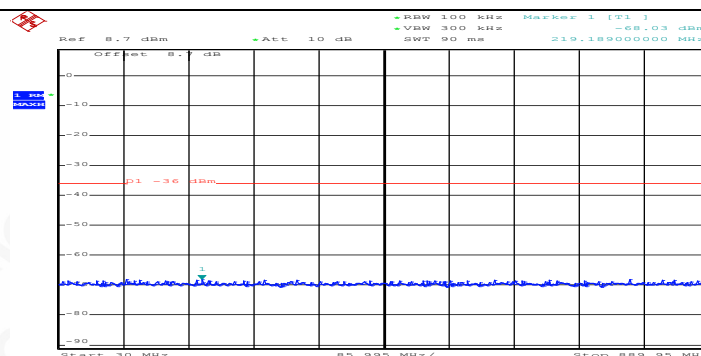
AAA  
Date: 17.OCT.2019 11:16:51

General



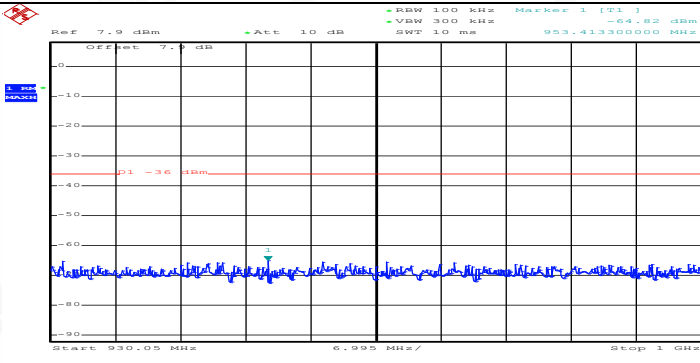
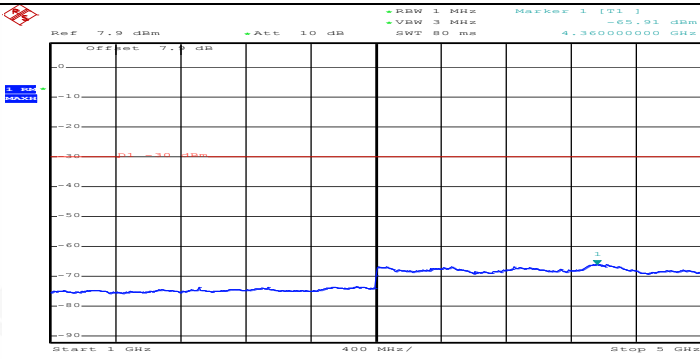
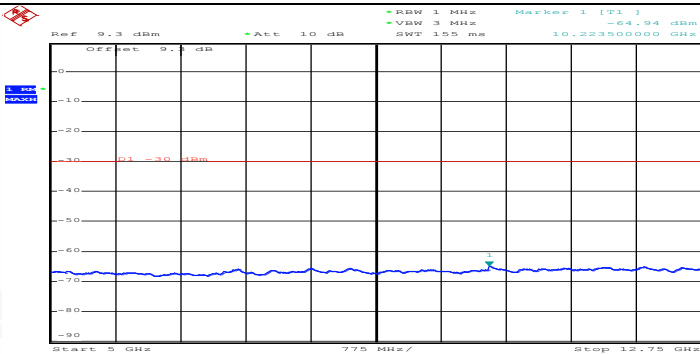
AAA  
Date: 17.OCT.2019 11:17:03

General

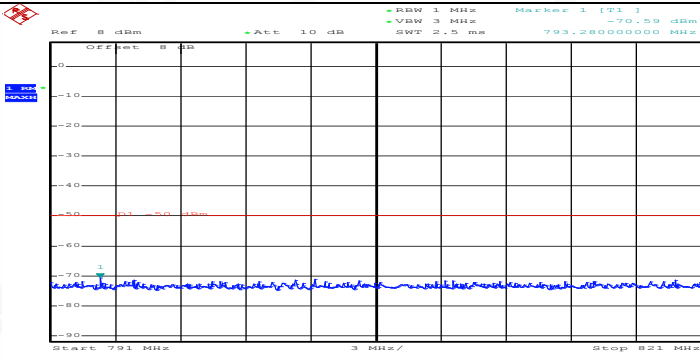
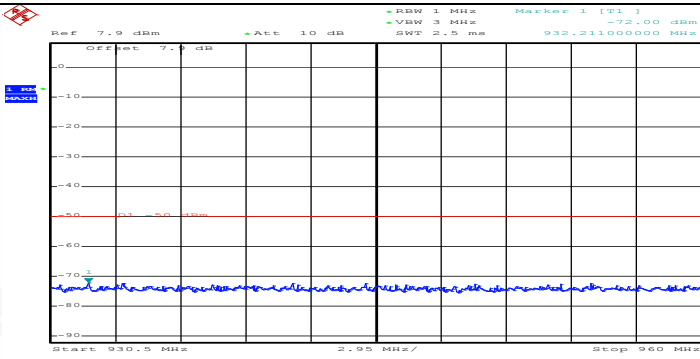
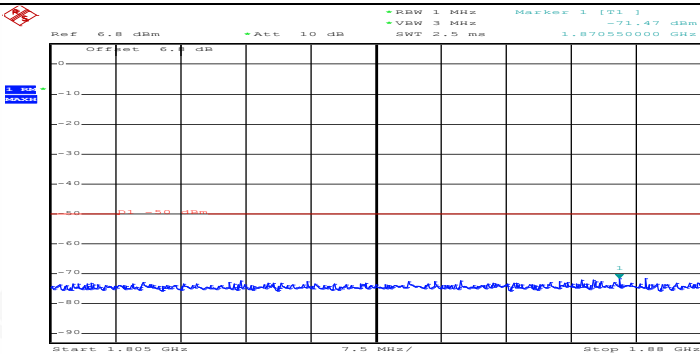


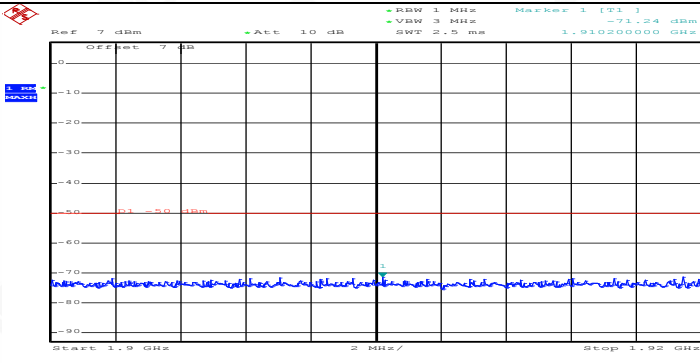
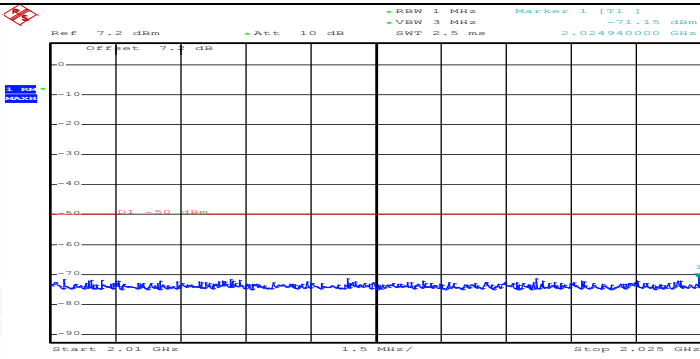
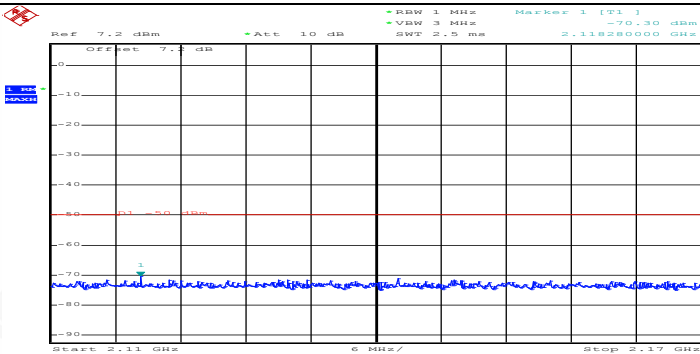
AAA  
Date: 17.OCT.2019 11:17:11

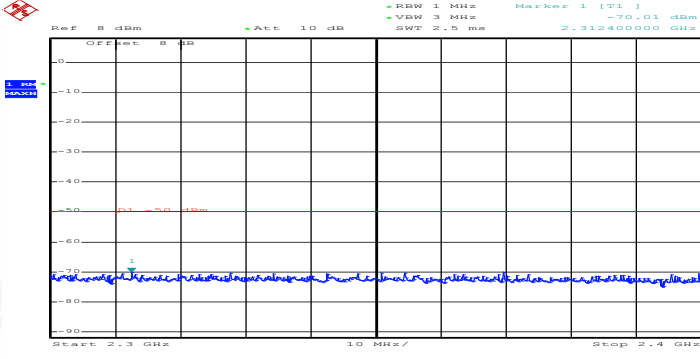
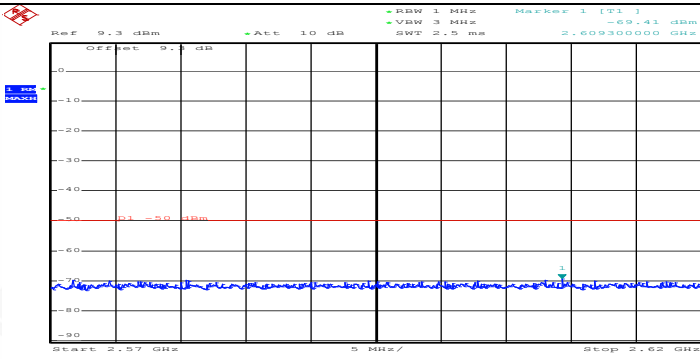
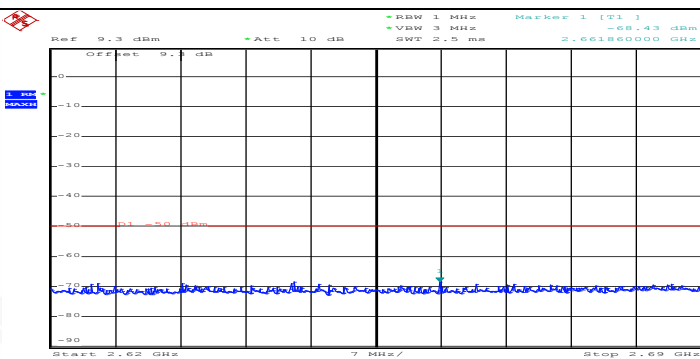


General	 <p>AAA Date: 17.OCT.2019 11:17:18</p>
General	 <p>AAA Date: 17.OCT.2019 11:17:25</p>
General	 <p>AAA Date: 17.OCT.2019 11:17:34</p>

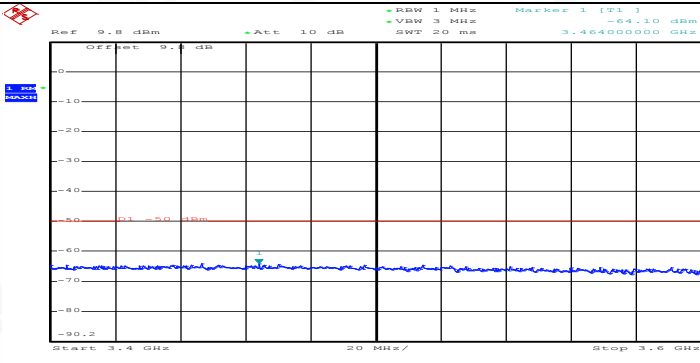
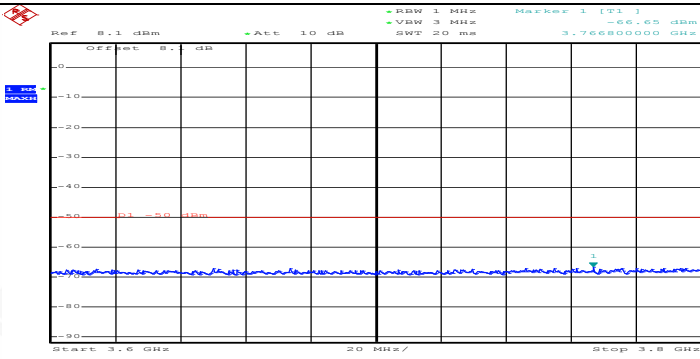


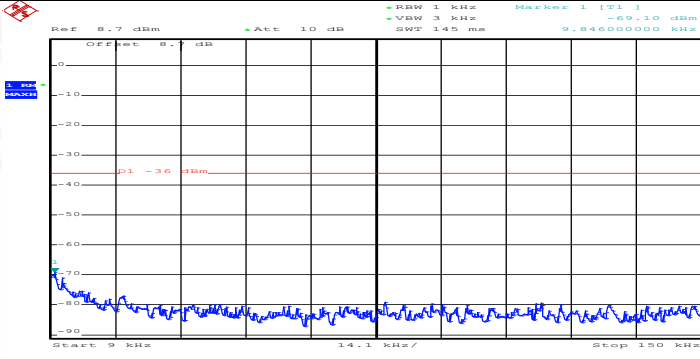
Co-existence	 <p>AAA Date: 17.OCT.2019 11:17:42</p>
Co-existence	 <p>AAA Date: 17.OCT.2019 11:17:48</p>
Co-existence	 <p>AAA Date: 17.OCT.2019 11:17:54</p>

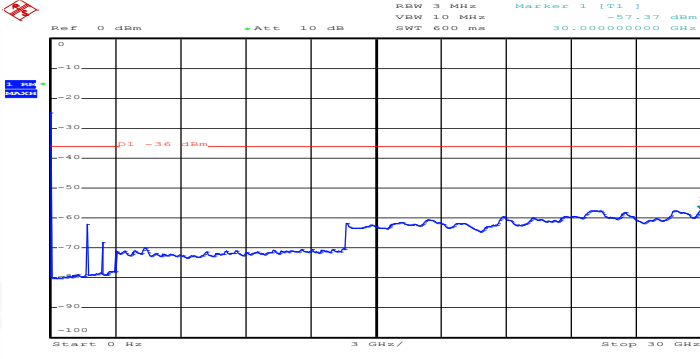
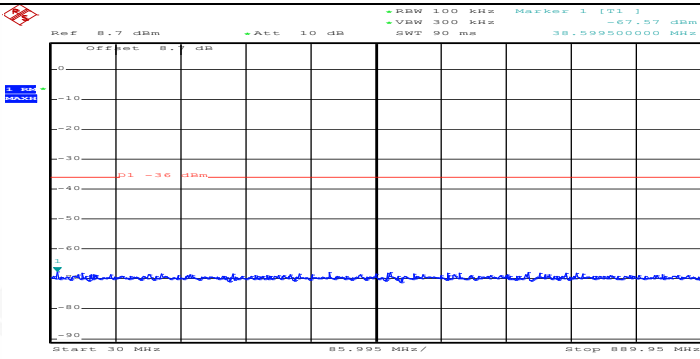
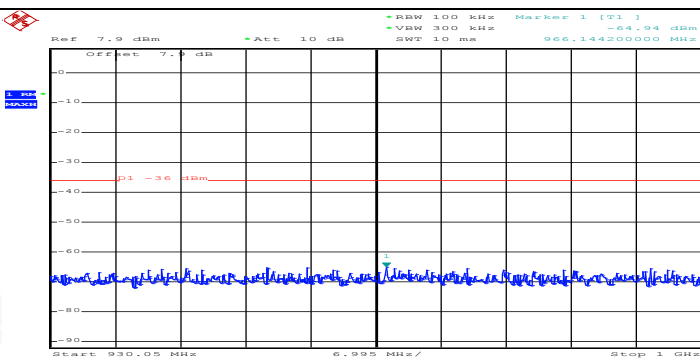
Co-existence	 <p>AAA Date: 17.OCT.2019 11:18:00</p>
Co-existence	 <p>AAA Date: 17.OCT.2019 11:18:07</p>
Co-existence	 <p>AAA Date: 17.OCT.2019 11:18:12</p>

Co-existence	 <p>AAA Date: 17.OCT.2019 11:18:18</p>
Co-existence	 <p>AAA Date: 17.OCT.2019 11:18:24</p>
Co-existence	 <p>AAA Date: 17.OCT.2019 11:18:30</p>

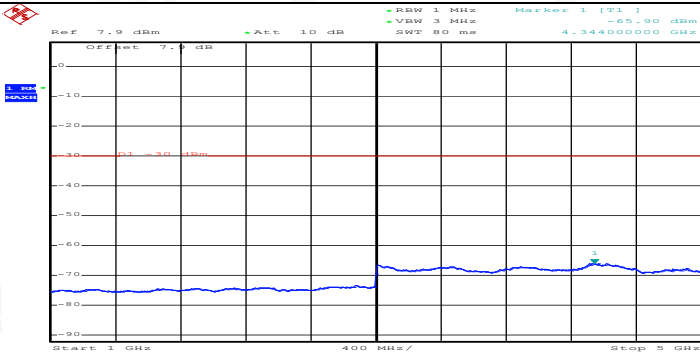
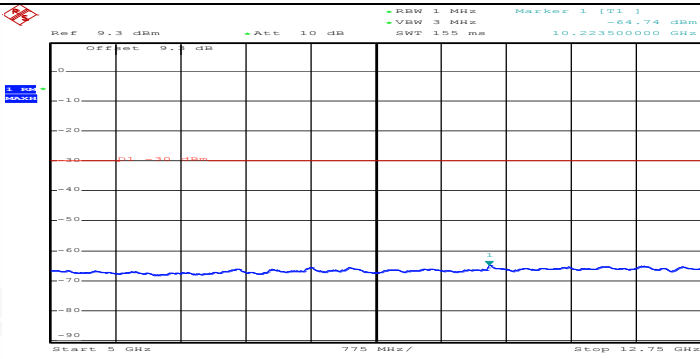
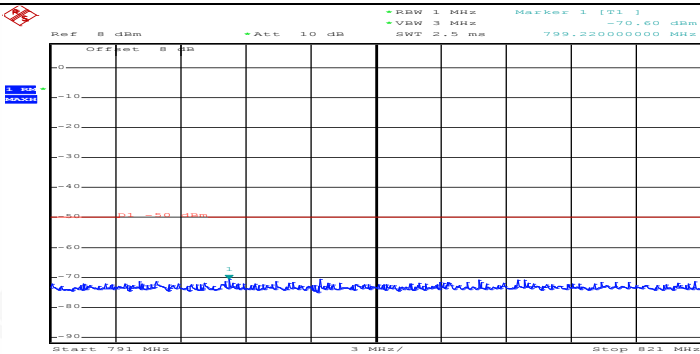


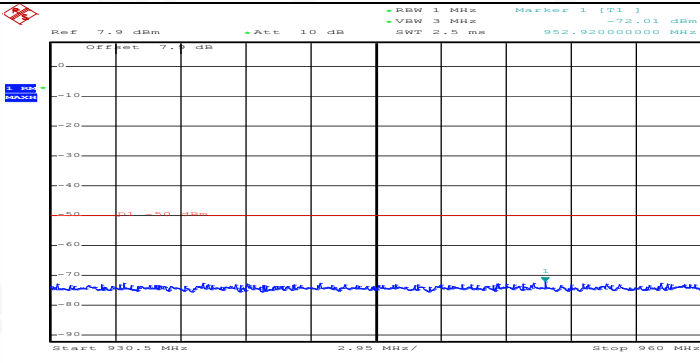
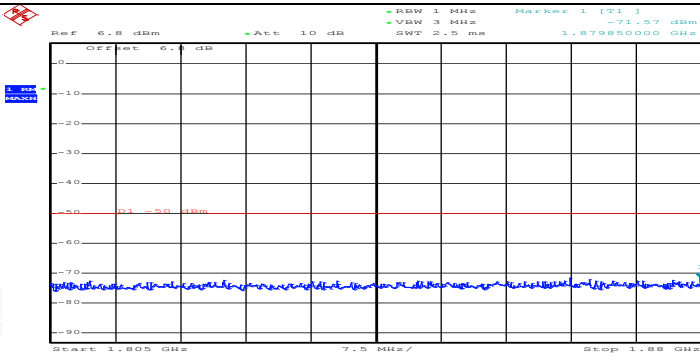
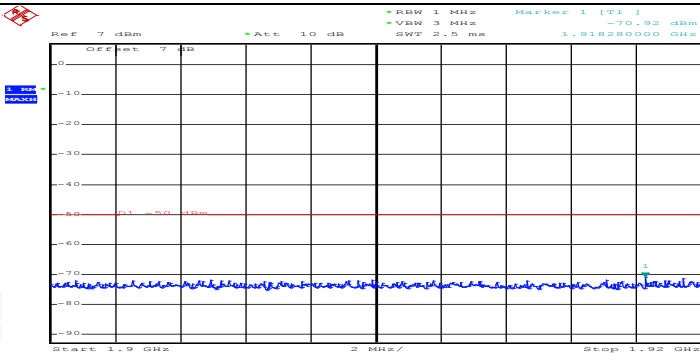
Co-existence	 <p>AAA Date: 17.OCT.2019 11:18:36</p>
Co-existence	 <p>AAA Date: 17.OCT.2019 11:18:42</p>
Additional	NA

Channel Bandwidth=Highest (10 MHz)_QPSK_HCH_1RB#max	
General	 <p>AAA Date: 17.OCT.2019 11:18:50</p>

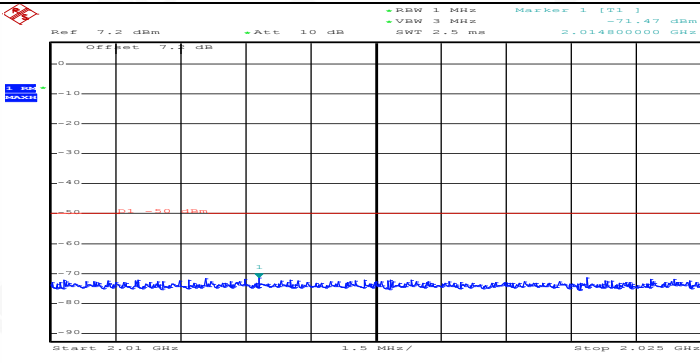
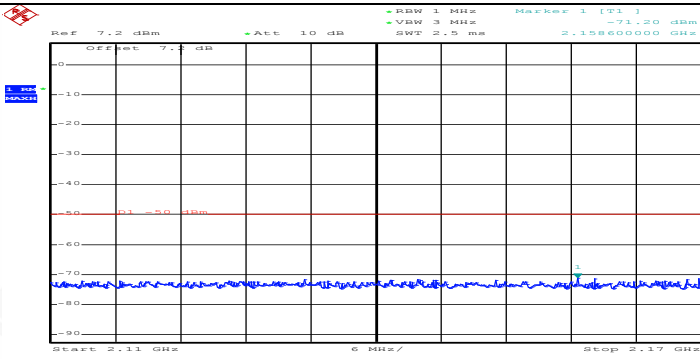
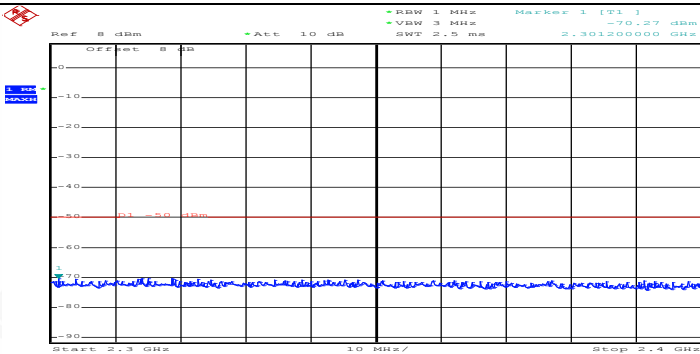
General	 <p>Ref 0 dBm Att 10 dB RBW 3 MHz Marker 1 (T1) -57.37 dBm VBW 10 MHz SWT 600 ms 30.00000000 GHz</p> <p>AAA Date: 17.OCT.2019 11:19:18</p>
General	 <p>Ref 8.7 dBm Att 10 dB RBW 100 kHz Marker 1 (T1) -67.57 dBm VBW 300 kHz SWT 90 ms 38.59950000 MHz</p> <p>AAA Date: 17.OCT.2019 11:19:31</p>
General	 <p>Ref 7.9 dBm Att 10 dB RBW 100 kHz Marker 1 (T1) -64.94 dBm VBW 300 kHz SWT 10 ms 966.14420000 MHz</p> <p>AAA Date: 17.OCT.2019 11:19:37</p>

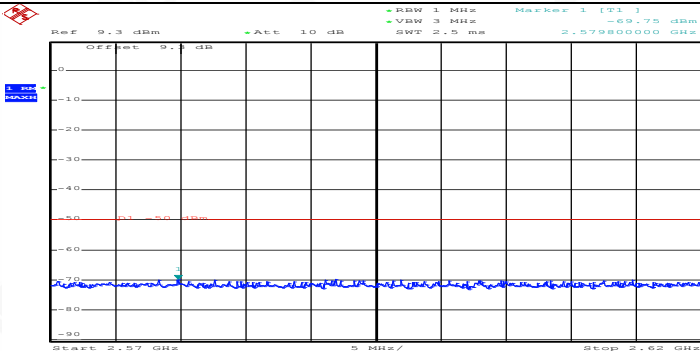
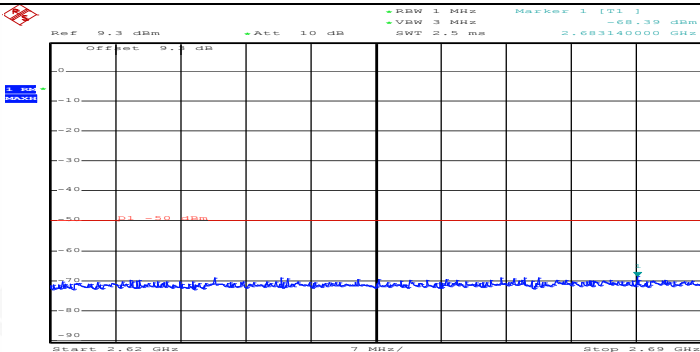
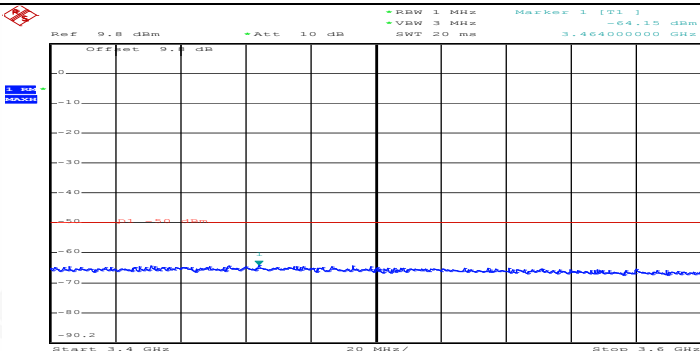


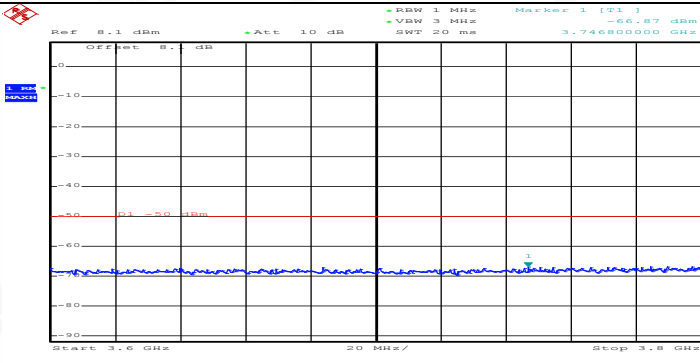
General	 <p>AAA Date: 17.OCT.2019 11:19:44</p>
General	 <p>AAA Date: 17.OCT.2019 11:19:56</p>
Co-existence	 <p>AAA Date: 17.OCT.2019 11:20:01</p>

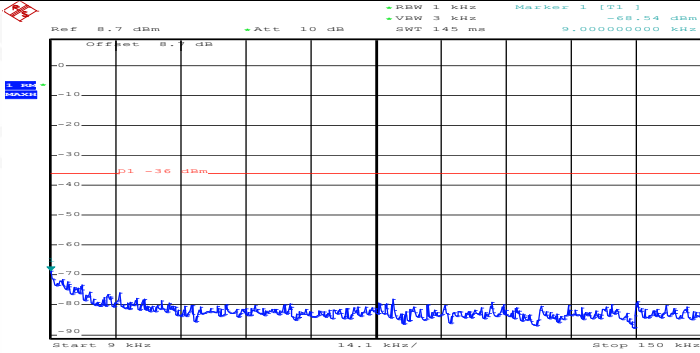
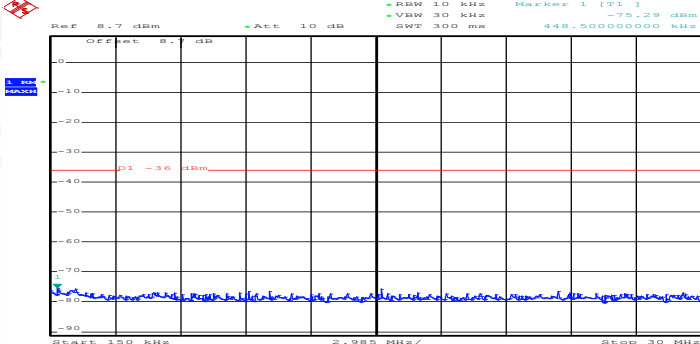
Co-existence	 <p>AAA Date: 17.OCT.2019 11:20:08</p>
Co-existence	 <p>AAA Date: 17.OCT.2019 11:20:14</p>
Co-existence	 <p>AAA Date: 17.OCT.2019 11:20:20</p>

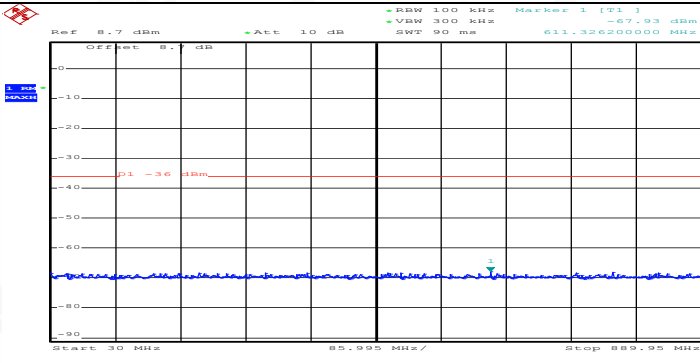
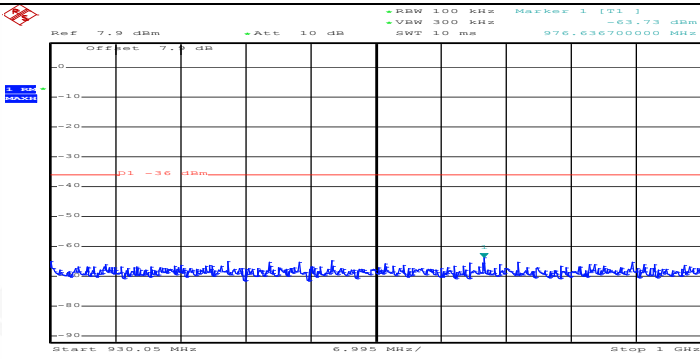
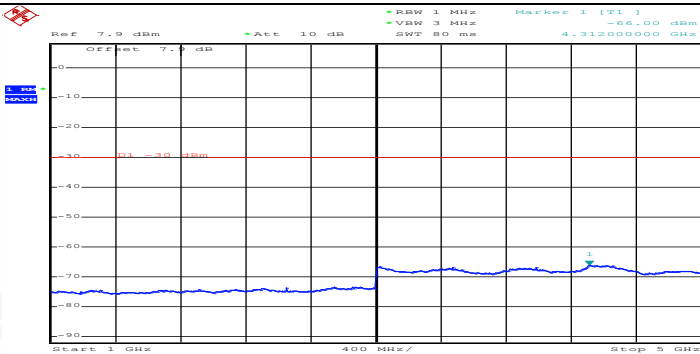


Co-existence	 <p>AAA Date: 17.OCT.2019 11:20:26</p>
Co-existence	 <p>AAA Date: 17.OCT.2019 11:20:33</p>
Co-existence	 <p>AAA Date: 17.OCT.2019 11:20:39</p>

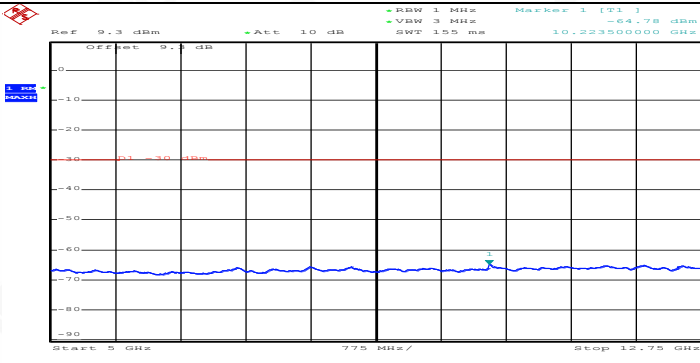
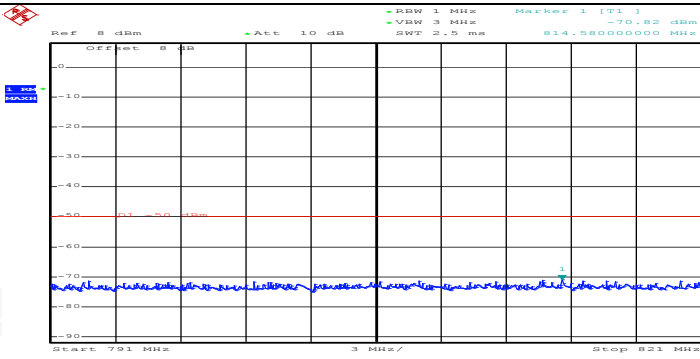
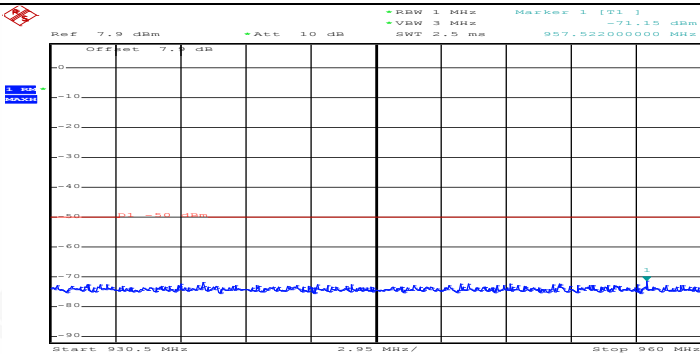
Co-existence	 <p>AAA Date: 17.OCT.2019 11:20:46</p>
Co-existence	 <p>AAA Date: 17.OCT.2019 11:20:52</p>
Co-existence	 <p>AAA Date: 17.OCT.2019 11:20:58</p>

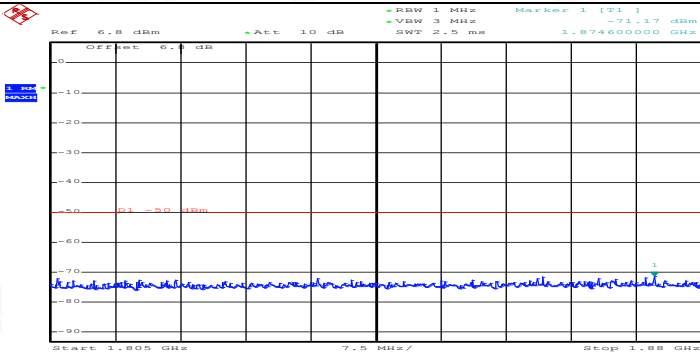
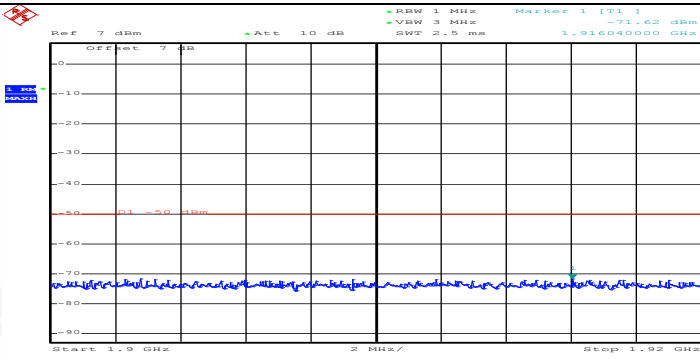
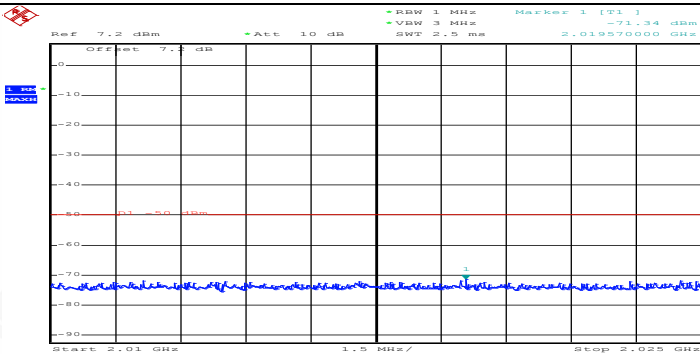
Co-existence	 <p>AAA Date: 17.OCT.2019 11:21:07</p>
Additional	NA

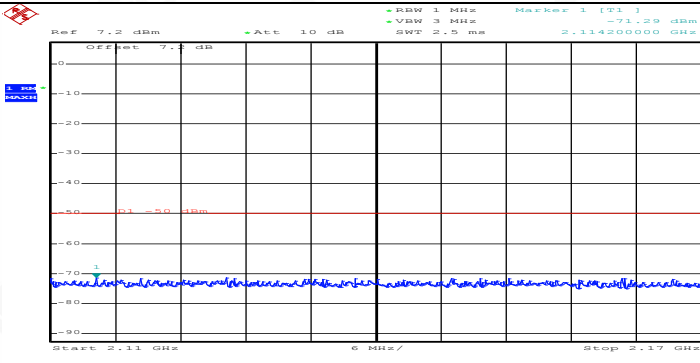
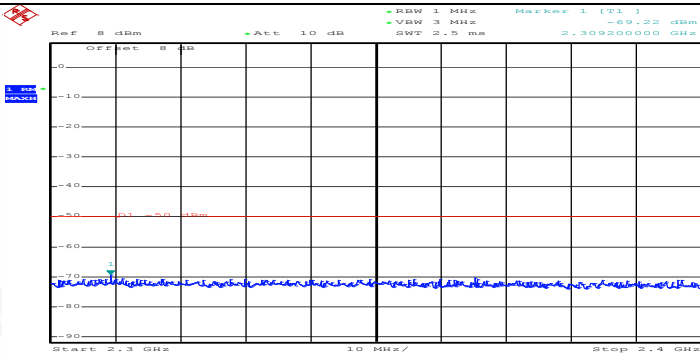
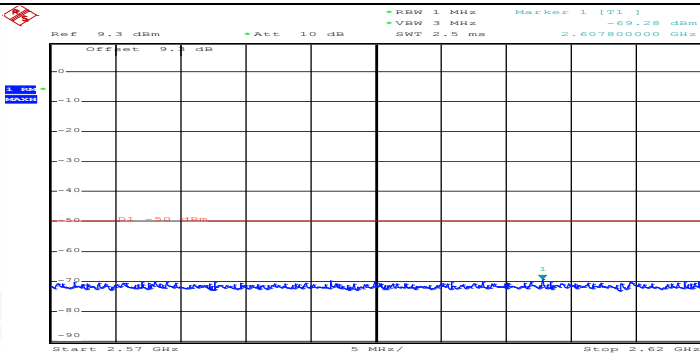
Channel Bandwidth=Highest (10 MHz) QPSK_HCH_FullRB#0	
General	 <p>AAA Date: 17.OCT.2019 11:21:20</p>
General	 <p>AAA Date: 17.OCT.2019 11:21:33</p>

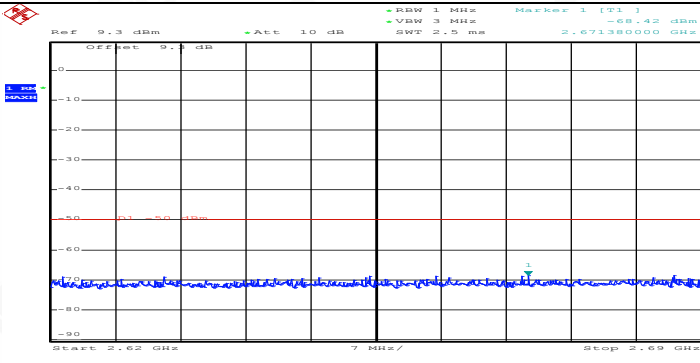
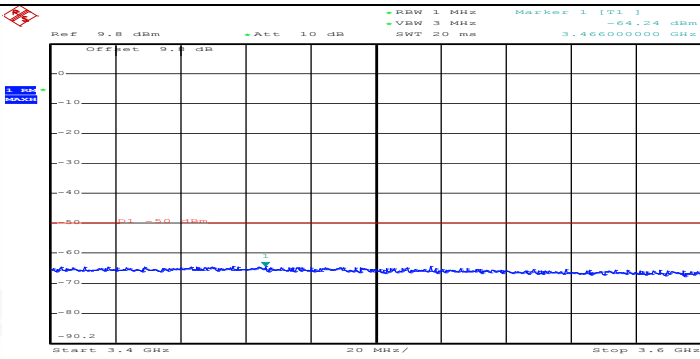
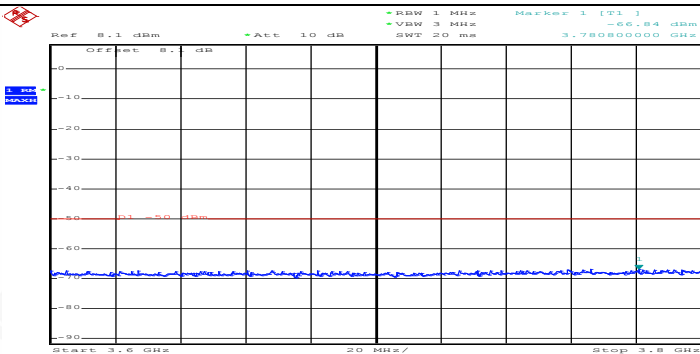
General	 <p>AAA Date: 17.OCT.2019 11:21:41</p>
General	 <p>AAA Date: 17.OCT.2019 11:21:48</p>
General	 <p>AAA Date: 17.OCT.2019 11:21:58</p>



General	 <p>AAA Date: 17.OCT.2019 11:22:07</p>
Co-existence	 <p>AAA Date: 17.OCT.2019 11:22:13</p>
Co-existence	 <p>AAA Date: 17.OCT.2019 11:22:20</p>

Co-existence	 <p>AAA Date: 17.OCT.2019 11:22:25</p>
Co-existence	 <p>AAA Date: 17.OCT.2019 11:22:32</p>
Co-existence	 <p>AAA Date: 17.OCT.2019 11:22:38</p>

Co-existence	 <p>AAA Date: 17.OCT.2019 11:22:44</p>
Co-existence	 <p>AAA Date: 17.OCT.2019 11:22:51</p>
Co-existence	 <p>AAA Date: 17.OCT.2019 11:23:01</p>

Co-existence	 <p>AAA Date: 17.OCT.2019 11:23:07</p>
Co-existence	 <p>AAA Date: 17.OCT.2019 11:23:13</p>
Co-existence	 <p>AAA Date: 17.OCT.2019 11:23:18</p>
Additional	NA



## 6. Receiver Spurious Emissions

### Test Result

NTNV

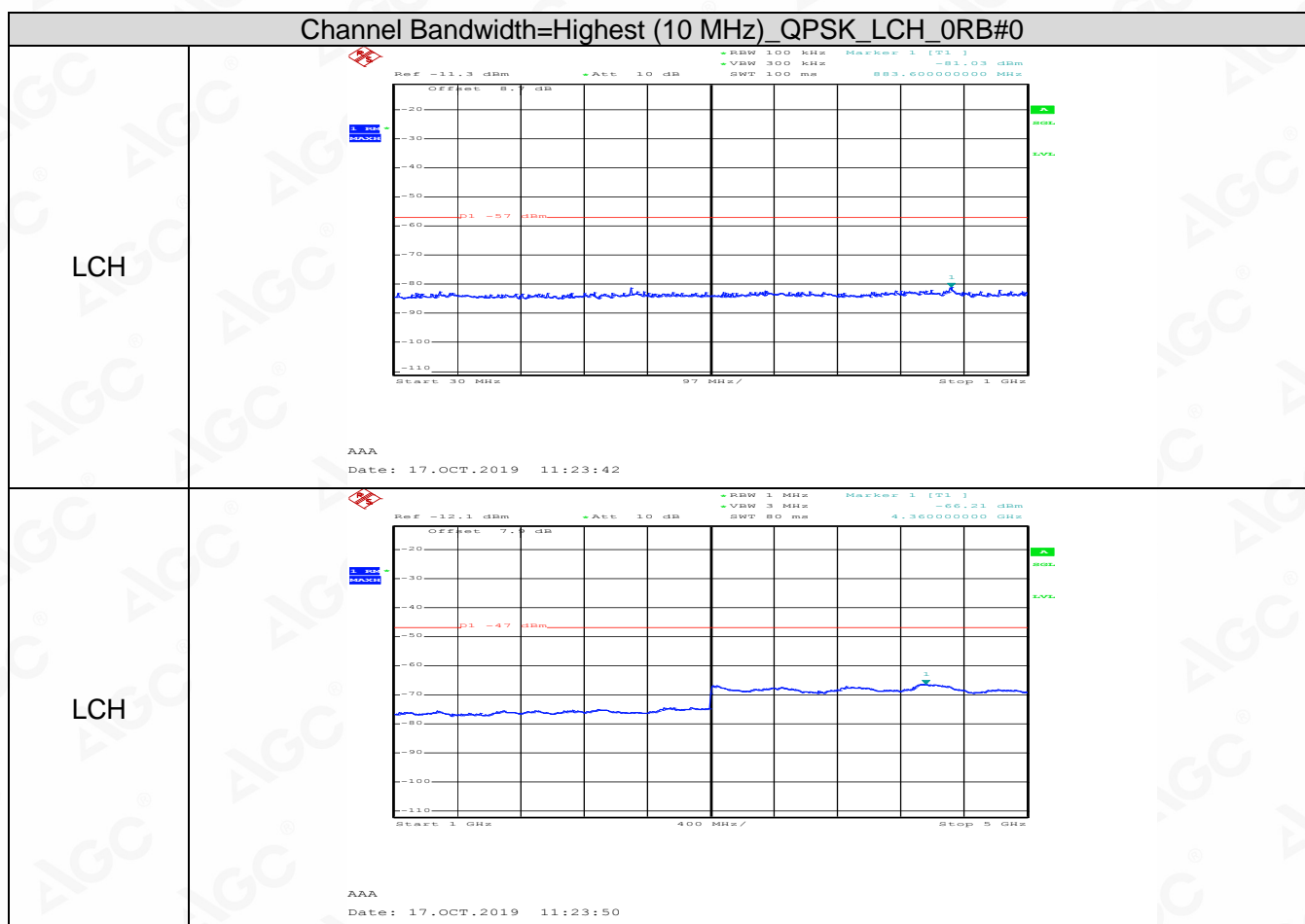
Channel Bandwidth=Highest

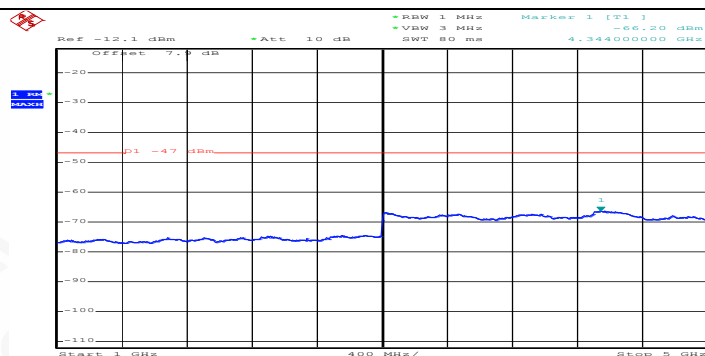
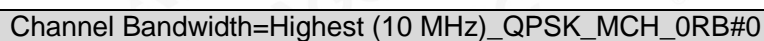
Condition	Modulation	Channel Bandwidth	Channel	RB allocation		Verdict
				RB Size	RB Offset	
Normal	QPSK	10 MHz	Low range	0	0	Pass
			Mid range	0	0	Pass
			High range	0	0	Pass

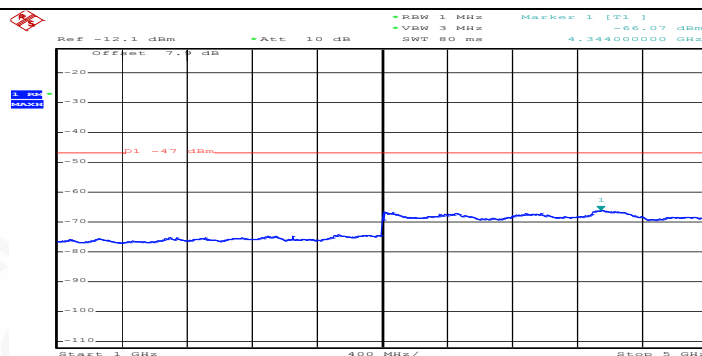
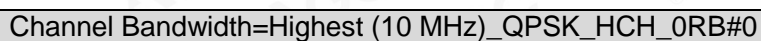
### Test Graphs

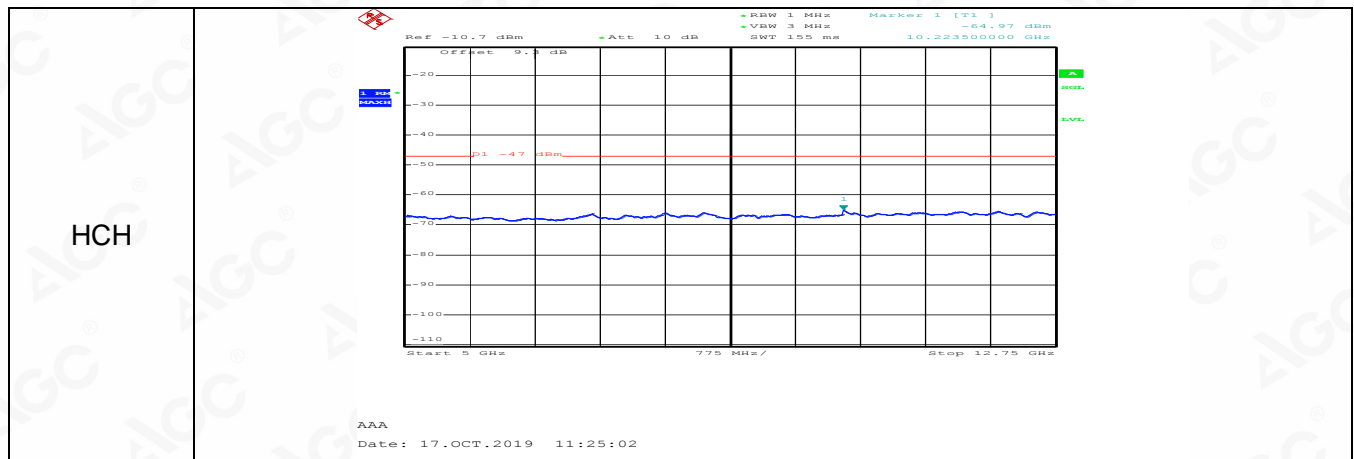
NTNV

Channel Bandwidth=Highest









Attestation of Global Compliance

Attestation of Global Compliance(Shenzhen)Co.,Ltd.  
Add: 2/F., Building 2,Sanwei Chaxi Industrial Park, Sanwei Community,  
Hangcheng Street, Bao'an District, Shenzhen, Guangdong, China  
Tel: +86-755 2523 4088 E-mail: agc@agc-cert.com Service Hotline:400 089 2118



## 7. Radiated spurious emissions - MS in idle mode

### Test Result

NTNV

Channel Bandwidth=Highest= (10 MHz)

Frequency	Modulation	RBW	Max .Level (dbm)	Test Conditions=TNVN		
				Test Channel		
				LCH	MCH	HCH
$30 \text{ MHz} \leq f < 1 \text{ GHz}$	QPSK	100 kHz	-57	-73.25	-72.71	-73.41
$1 \text{ GHz} \leq f \leq 5 \text{ GHz}$		1 MHz	-47	-68.25	-68.28	-69.64
$5 \text{ GHz} \leq f \leq 12.75 \text{ GHz}$		1 MHz	-47	-73.11	-73.05	-72.61
Verdict	PASS					



Attestation of Global Compliance

Attestation of Global Compliance(Shenzhen)Co.,Ltd.

Add: 2/F., Building 2, Sanwei Chaxi Industrial Park, Sanwei Community,  
Hangcheng Street, Bao'an District, Shenzhen, Guangdong, China

Tel: +86-755 2523 4088

E-mail: agc@agc-cert.com

Service Hotline: 400 089 2118

## 8. Receiver Adjacent Channel Selectivity (ACS)

### Test Results

The equipment **passed** the requirement of this clause.

Test Environment			NC		
Test Frequencies			Mid range		
Test Channel Bandwidths			Lowest, 1.4MHz, Highest 10MHz		
Test Parameters for Channel Bandwidths					
	Downlink Configuration		Uplink Configuration		
Ch BW	Mod' n	RB allocation	Mod' n	RB allocation	CASE 1
		FDD		FDD	Throughput Limit
1.4MHz	QPSK	Full	QPSK	6	≥ 95 %
5MHz	QPSK	Full	QPSK	15,20,25	≥ 95 %
10MHz	QPSK	Full	QPSK	50	≥ 95 %
Verdict	Pass				
Ch BW	Mod' n	RB allocation	Mod' n	RB allocation	CASE 2
		FDD		FDD	Throughput Limit
1.4MHz	QPSK	Full	QPSK	6	≥ 95 %
5MHz	QPSK	Full	QPSK	15,20,25	≥ 95 %
10MHz	QPSK	Full	QPSK	50	≥ 95 %
Verdict	Pass				



## 9. Receiver blocking characteristics

### Test Results

The equipment **passed** the requirement of this clause.

#### In-Band Blocking

Test Environment			NC		
Test Frequencies			Mid range		
Test Channel Bandwidths			Lowest, 1.4MHz, Highest 10MHz		
Test Parameters for Channel Bandwidths					
	Downlink Configuration		Uplink Configuration		CASE1
Ch BW	Mod' n	RB allocation	Mod' n	RB allocation	Throughput Limit
		FDD		FDD	
1.4MHz	QPSK	Full	QPSK	6	≥ 95 %
5MHz	QPSK	Full	QPSK	15,20,25	≥ 95 %
10MHz	QPSK	Full	QPSK	50	≥ 95 %
Verdict	Pass				

#### In-Band Blocking

	Downlink Configuration		Uplink Configuration		CASE2
Ch BW	Mod' n	RB allocation	Mod' n	RB allocation	Throughput Limit
		FDD		FDD	
1.4MHz	QPSK	Full	QPSK	6	≥ 95 %
5MHz	QPSK	Full	QPSK	15,20,25	≥ 95 %
10MHz	QPSK	Full	QPSK	50	≥ 95 %
Verdict	Pass				

### Out-of Band Blocking

Test Environment			NC		
Test Frequencies			Low range for FInterferer below FDL_low High range for FInterferer above FDL_high		
Test Channel Bandwidths			Lowest, 1.4MHz, Highest 10MHz		
Test Parameters for Channel Bandwidths					
	Downlink Configuration		Uplink Configuration		RANGE1/RANGE2/RANGE3
Ch BW	Mod' n	RB allocation	Mod' n	RB allocation	Throughput Limit
		FDD		FDD	
1.4MHz	QPSK	Full	QPSK	6	≥ 95 %
5MHz	QPSK	Full	QPSK	15,20,25	≥ 95 %
10MHz	QPSK	Full	QPSK	50	≥ 95 %
Verdict	Pass				

### Narrow Band

Test Environment			NC		
Test Frequencies			Mid range		
Test Channel Bandwidths			Lowest, 1.4MHz, Highest 10MHz		
Test Parameters for Channel Bandwidths					
	Downlink Configuration		Uplink Configuration		
Ch BW	Mod' n	RB allocation	Mod' n	RB allocation	Throughput Limit
		FDD		FDD	
1.4MHz	QPSK	Full	QPSK	6	≥ 95 %
5MHz	QPSK	Full	QPSK	15,20,25	≥ 95 %
10MHz	QPSK	Full	QPSK	50	≥ 95 %
Verdict	Pass				





## 10. Receiver Spurious Response

### Test Results

The equipment **passed** the requirement of this clause.

Test Environment			NC		
Test Frequencies			Mid range		
Test Channel Bandwidths			Lowest, 1.4MHz, Highest 10MHz		
Test Parameters for Channel Bandwidths					
	Downlink Configuration		Uplink Configuration		
Ch BW	Mod' n	RB allocation	Mod' n	RB allocation	CASE 1
		FDD		FDD	Throughput Limit
1.4MHz	QPSK	Full	QPSK	6	≥ 95 %
5MHz	QPSK	Full	QPSK	15,20,25	≥ 95 %
10MHz	QPSK	Full	QPSK	50	≥ 95 %
Verdict	Pass				
Ch BW	Mod' n	RB allocation	Mod' n	RB allocation	CASE 2
		FDD		FDD	Throughput Limit
1.4MHz	QPSK	Full	QPSK	6	≥ 95 %
5MHz	QPSK	Full	QPSK	15,20,25	≥ 95 %
10MHz	QPSK	Full	QPSK	50	≥ 95 %
Verdict	Pass				



## 11. Receiver Intermodulation Characteristics

### Test Results

The equipment **passed** the requirement of this clause.

Test Environment			NC			
Test Frequencies			Mid range			
Test Channel Bandwidths			Lowest, 1.4MHz, Highest 10MHz			
Test Parameters for Channel Bandwidths						
	Downlink Configuration		Uplink Configuration			
Ch BW	Mod' n	RB allocation	Mod' n	RB allocation	Meas. Throughput	Throughput Limit
		FDD		FDD		
1.4MHz	QPSK	Full	QPSK	6	pass	≥ 95 %
5MHz	QPSK	Full	QPSK	15,20,25	pass	≥ 95 %
10MHz	QPSK	Full	QPSK	50	pass	≥ 95 %
Verdict	Pass					



## 12. Receiver Reference Sensitivity Level

### Test Results

NTNV

	TestEnvironment			NC			
	Test Frequencies			Midrange			
	TestChannelBandwidths			Lowest,1.4MHz,Highest 10MHz			
	Test Parameters for Channel Bandwidths						
		DownlinkConfigurat ion		Uplink Configuration			
	Ch BW	Mod' n	RB allocation	Mod' n	RB allocation	Meas. Throughput	Throughpu t Limit
			FDD		FDD		
TNVN	1.4MHz	QPSK	Full	QPSK	6	PASS	≥ 95 %
	5MHz	QPSK	Full	QPSK	15,20,25	PASS	≥ 95 %
	10MHz	QPSK	Full	QPSK	50	PASS	≥ 95 %
	Verdict	Pass					
TL,VL	1.4MHz	QPSK	Full	QPSK	6	PASS	≥ 95 %
	5MHz	QPSK	Full	QPSK	15,20,25	PASS	≥ 95 %
	10MHz	QPSK	Full	QPSK	50	PASS	≥ 95 %
	Verdict	Pass					
TL,VH	1.4MHz	QPSK	Full	QPSK	6	PASS	≥ 95 %
	5MHz	QPSK	Full	QPSK	15,20,25	PASS	≥ 95 %
	10MHz	QPSK	Full	QPSK	50	PASS	≥ 95 %
	Verdict	Pass					



Attestation of Global Compliance

Attestation of Global Compliance(Shenzhen)Co.,Ltd.

Add: 2/F., Building 2, Sanwei Chaxi Industrial Park, Sanwei Community,  
Hangcheng Street, Bao'an District, Shenzhen, Guangdong, China

Tel: +86-755 2523 4088

E-mail: agc@agc-cert.com

Service Hotline: 400 089 2118

## Appendix E for Band 20

### 1. Transmitter Maximum Output Power

#### Test Result

Note: All the modes had been tested, but only the worst data recorded in the report.

NTNV

#### Channel Bandwidth=Lowest (5 MHz)

Channel Bandwidth=Lowest (5 MHz)							
Condition	Modulation	Channel Bandwidth	Channel	RB allocation		Average Power (dBm)	Verdict
				RB Size	RB Offset		
Normal	QPSK	5 MHz	Low range	1	0	23.97	Pass
					max	23.67	Pass
				Partial	0	23.69	Pass
					max	23.77	Pass
			Mid range	1	0	23.70	Pass
					max	23.65	Pass
				Partial	0	23.72	Pass
					max	23.76	Pass
			High range	1	0	23.68	Pass
					max	23.60	Pass
				Partial	0	23.66	Pass
					max	23.65	Pass

#### Channel Bandwidth=Highest (20 MHz)

Channel Bandwidth=Highest (20 MHz)							
Condition	Modulation	Channel Bandwidth	Channel	RB allocation		Average Power (dBm)	Verdict
				RB Size	RB Offset		
Normal	QPSK	20 MHz	Low range	1	0	23.66	Pass
					max	23.62	Pass
				Partial	0	23.55	Pass
					max	23.59	Pass
			Mid range	1	0	23.62	Pass
					max	23.56	Pass
				Partial	0	23.63	Pass
					max	23.49	Pass
			High range	1	0	23.49	Pass
					max	23.44	Pass
				Partial	0	23.57	Pass
					max	23.55	Pass



Attestation of Global Compliance

Attestation of Global Compliance(Shenzhen)Co.,Ltd.

Add: 2/F., Building 2, Sanwei Chaxi Industrial Park, Sanwei Community,  
Hangcheng Street, Bao'an District, Shenzhen, Guangdong, China

Tel: +86-755 2523 4088

E-mail: agc@agc-cert.com

Service Hotline: 400 089 2118



## 2. Transmitter Minimum Output Power

### Test Result

Note: All the modes had been tested, but only the worst data recorded in the report.

NTNV

**Channel Bandwidth=Lowest (5 MHz)**

Channel Bandwidth=Lowest (5 MHz)							
Condition	Modulation	Channel Bandwidth	Channel	RB allocation		Average Power (dBm)	Verdict
				RB Size	RB Offset		
Normal	QPSK	5 MHz	Low range	Full	0	-49.25	Pass
			Mid range	Full	0	-52.18	Pass
			High range	Full	0	-51.89	Pass

**Channel Bandwidth=Highest (20 MHz)**

Channel Bandwidth=Highest (20 MHz)							
Condition	Modulation	Channel Bandwidth	Channel	RB allocation		Average Power (dBm)	Verdict
				RB Size	RB Offset		
Normal	QPSK	20 MHz	Low range	Full	0	-51.61	Pass
			Mid range	Full	0	-51.47	Pass
			High range	Full	0	-51.49	Pass

### 3. Transmitter Spectrum Emission Mask

#### Test Result

NTNV

Channel Bandwidth=Lowest (5 MHz)

Channel Bandwidth=Lowest (5 MHz)							
Condition	Modulation	Channel Bandwidth	Channel	RB allocation		UE output power	Verdict
				RB Size	RB Offset		
Normal	QPSK	5 MHz	Low range	Partial	0	PUMAX	Pass
					max	PUMAX	Pass
				Full	0	PUMAX	Pass
			Mid range	Partial	0	PUMAX	Pass
					max	PUMAX	Pass
				Full	0	PUMAX	Pass
			High range	Partial	0	PUMAX	Pass
					max	PUMAX	Pass
				Full	0	PUMAX	Pass
	16QAM		Low range	Partial	0	PUMAX	Pass
					max	PUMAX	Pass
				Full	0	PUMAX	Pass
			Mid range	Partial	0	PUMAX	Pass
					max	PUMAX	Pass
				Full	0	PUMAX	Pass
			High range	Partial	0	PUMAX	Pass
					max	PUMAX	Pass
				Full	0	PUMAX	Pass

Channel Bandwidth= (10 MHz)

Channel Bandwidth= (10 MHz)							
Condition	Modulation	Channel Bandwidth	Channel	RB allocation		UE output power	Verdict
				RB Size	RB Offset		
Normal	QPSK	10 MHz	Low range	Partial	0	PUMAX	Pass
					max	PUMAX	Pass
				Full	0	PUMAX	Pass
			Mid range	Partial	0	PUMAX	Pass
					max	PUMAX	Pass
				Full	0	PUMAX	Pass
			High range	Partial	0	PUMAX	Pass
					max	PUMAX	Pass
				Full	0	PUMAX	Pass
	16QAM		Low range	Partial	0	PUMAX	Pass



Attestation of Global Compliance

Attestation of Global Compliance(Shenzhen)Co.,Ltd.

Add: 2/F., Building 2, Sanwei Chaxi Industrial Park, Sanwei Community,  
Hangcheng Street, Bao'an District, Shenzhen, Guangdong, China

Tel: +86-755 2523 4088

E-mail: agc@agc-cert.com

Service Hotline: 400 089 2118

					max	PUMAX	Pass
				Full	0	PUMAX	Pass
			Mid range	Partial	0	PUMAX	Pass
					max	PUMAX	Pass
				Full	0	PUMAX	Pass
			High range	Partial	0	PUMAX	Pass
					max	PUMAX	Pass
				Full	0	PUMAX	Pass

### Channel Bandwidth=Highest (20 MHz)

Channel Bandwidth=Highest (20 MHz)							
Condition	Modulation	Channel Bandwidth	Channel	RB allocation		UE output power	Verdict
				RB Size	RB Offset		
Normal	QPSK	20 MHz	Low range	Partial	0	PUMAX	Pass
					max	PUMAX	Pass
				Full	0	PUMAX	Pass
			Mid range	Partial	0	PUMAX	Pass
					max	PUMAX	Pass
				Full	0	PUMAX	Pass
			High range	Partial	0	PUMAX	Pass
					max	PUMAX	Pass
				Full	0	PUMAX	Pass
	16QAM		Low range	Partial	0	PUMAX	Pass
					max	PUMAX	Pass
				Full	0	PUMAX	Pass
			Mid range	Partial	0	PUMAX	Pass
					max	PUMAX	Pass
				Full	0	PUMAX	Pass
			High range	Partial	0	PUMAX	Pass
					max	PUMAX	Pass
				Full	0	PUMAX	Pass

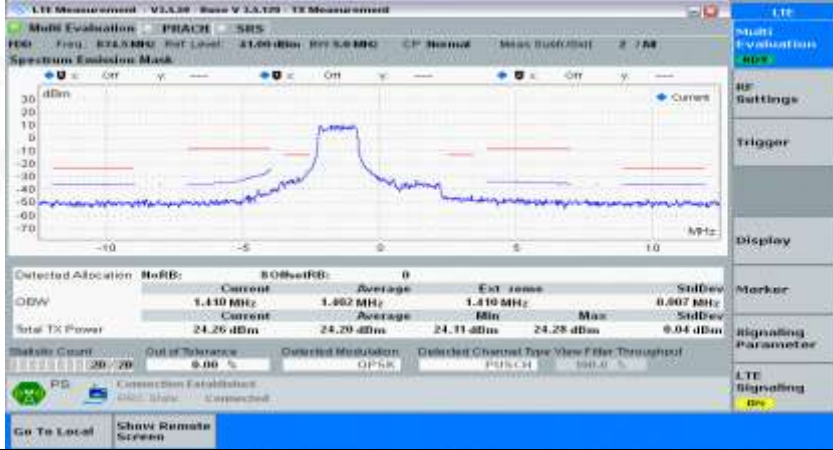
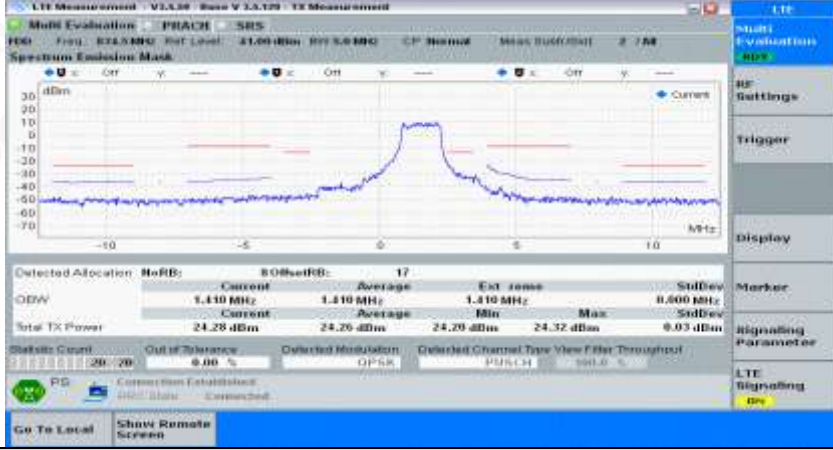





## Test Graphs

NTNV

Channel Bandwidth=Lowest (5 MHz)

Channel Bandwidth=Lowest (5 MHz)_QPSK_LCH_PartialRB#0	
QPSK	
Channel Bandwidth=Lowest (5 MHz)_QPSK_LCH_PartialRB#max	
QPSK	
Channel Bandwidth=Lowest (5 MHz)_QPSK_LCH_FullIRB#0	
QPSK	
Channel Bandwidth=Lowest (5 MHz)_QPSK_MCH_PartialRB#0	



Attestation of Global Compliance

Attestation of Global Compliance(Shenzhen)Co.,Ltd.

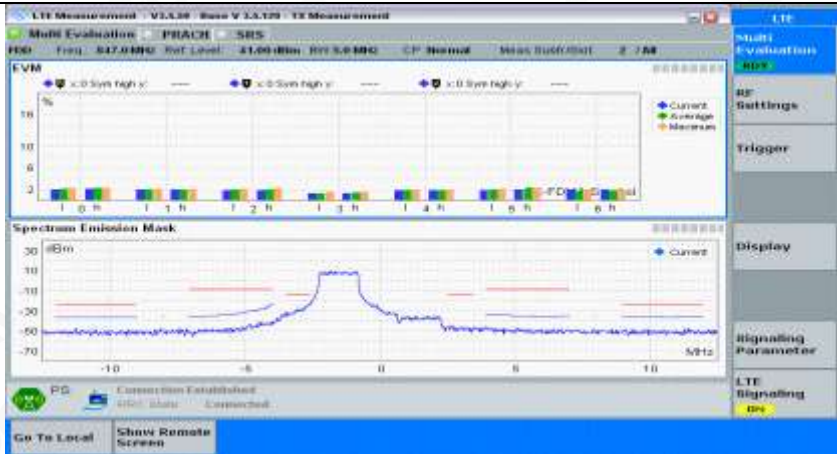
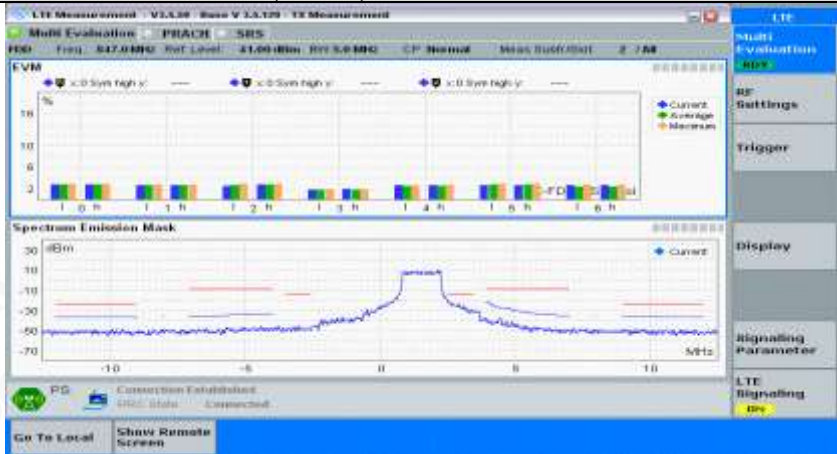
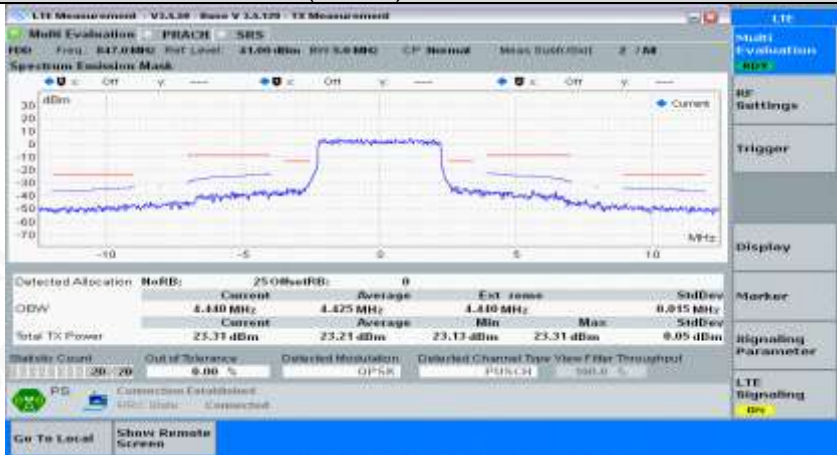
Add: 2/F., Building 2, Sanwei Chaxi Industrial Park, Sanwei Community,  
Hangcheng Street, Bao'an District, Shenzhen, Guangdong, China

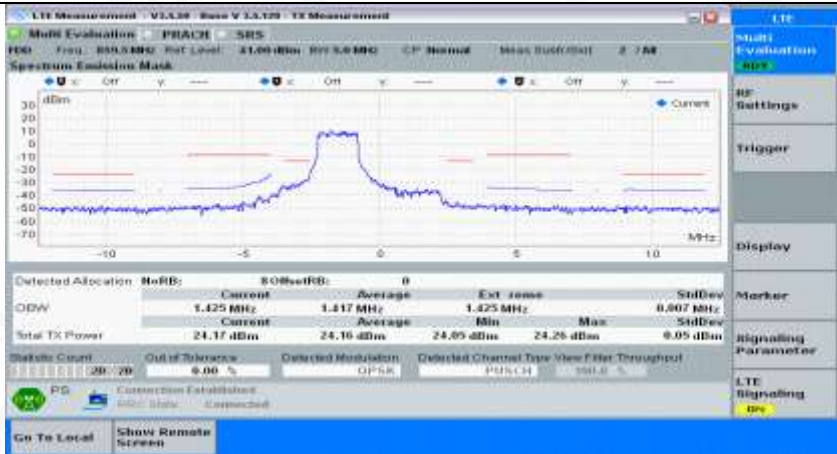
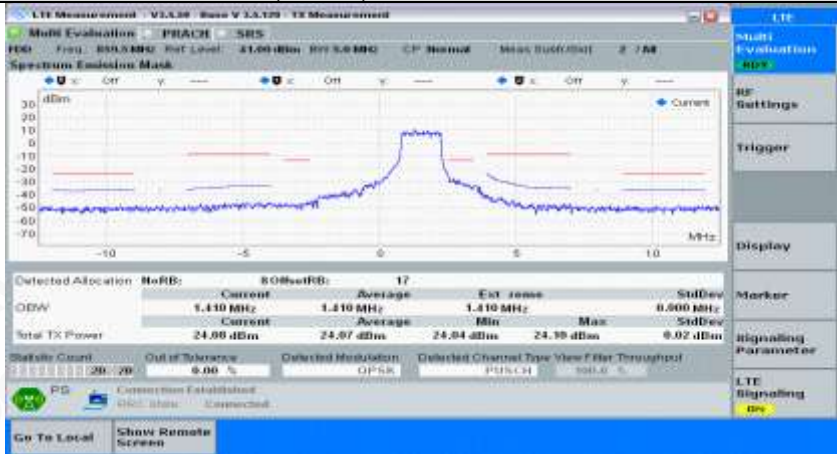
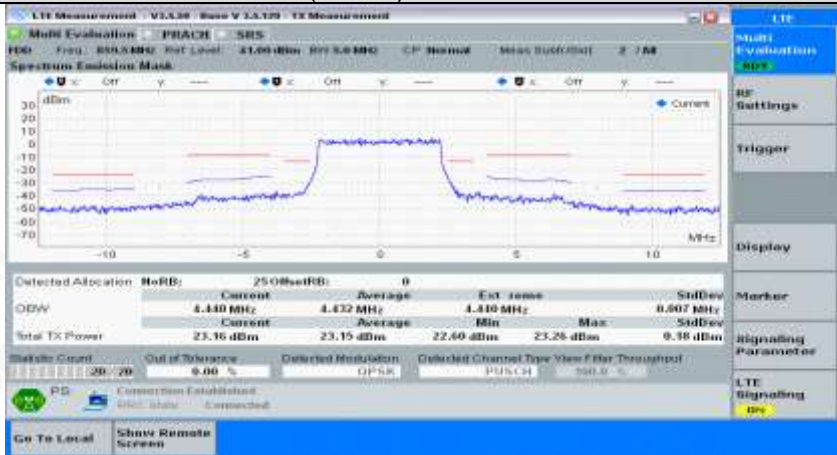
Tel: +86-755 2523 4088

E-mail: agc@agc-cert.com

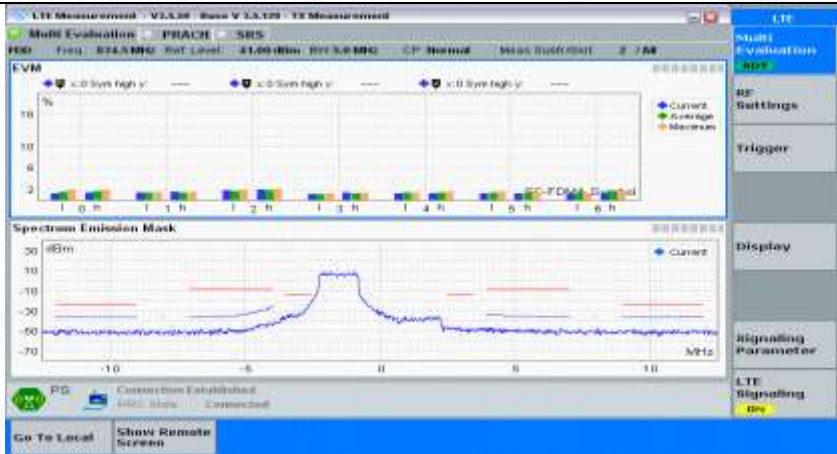
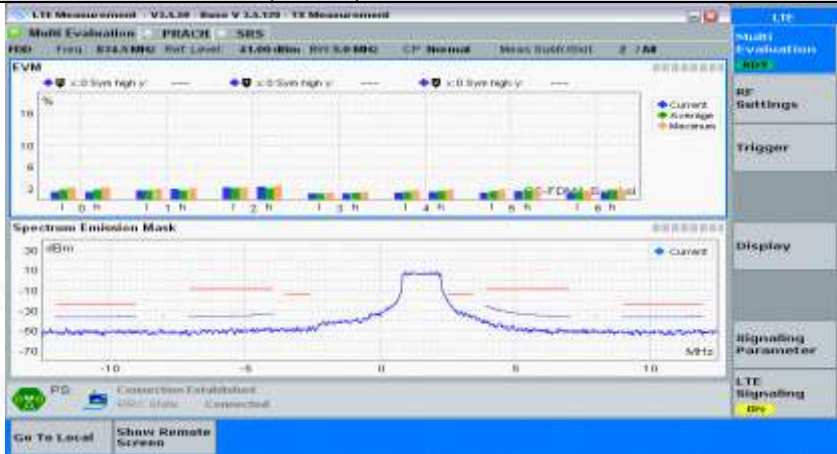
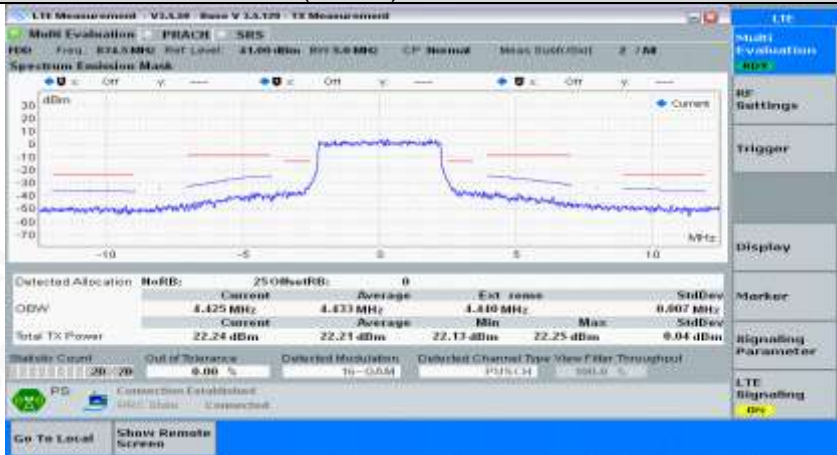
Service Hotline: 400 089 2118

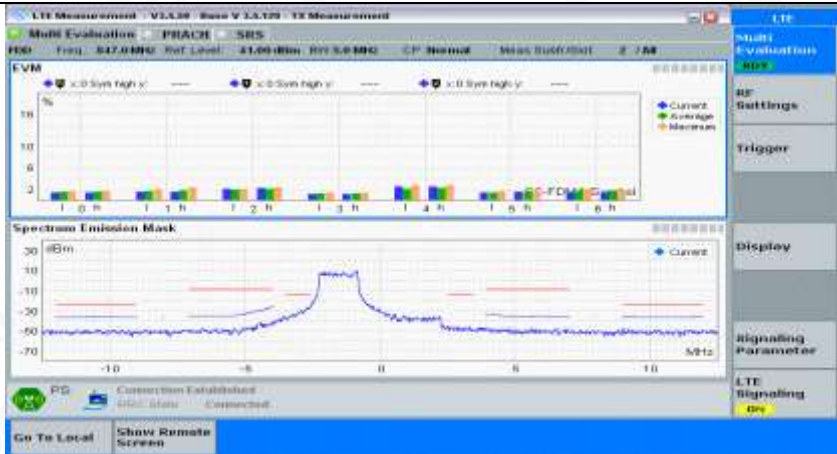
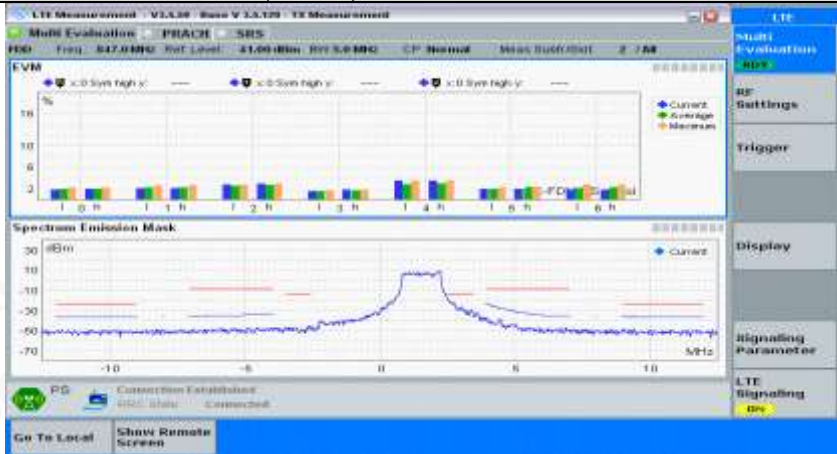



QPSK	
Channel Bandwidth=Lowest (5 MHz)_QPSK_MCH_PartialRB#max	
QPSK	
Channel Bandwidth=Lowest (5 MHz)_QPSK_MCH_FullIRB#0	
QPSK	
Channel Bandwidth=Lowest (5 MHz)_QPSK_HCH_PartialRB#0	

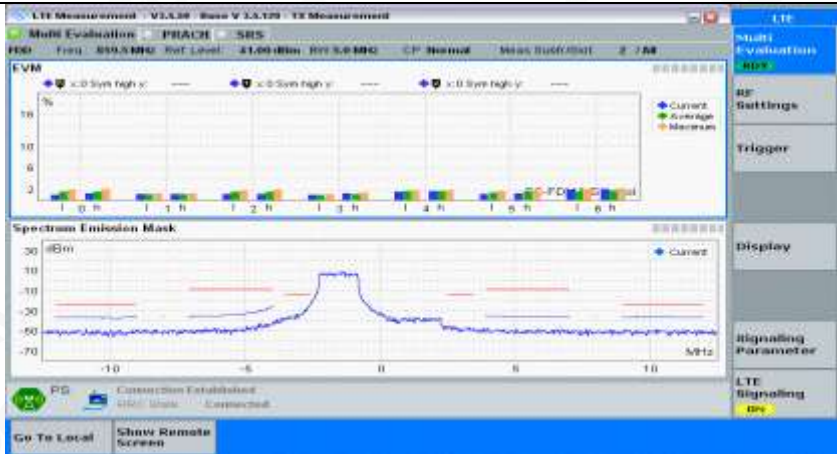
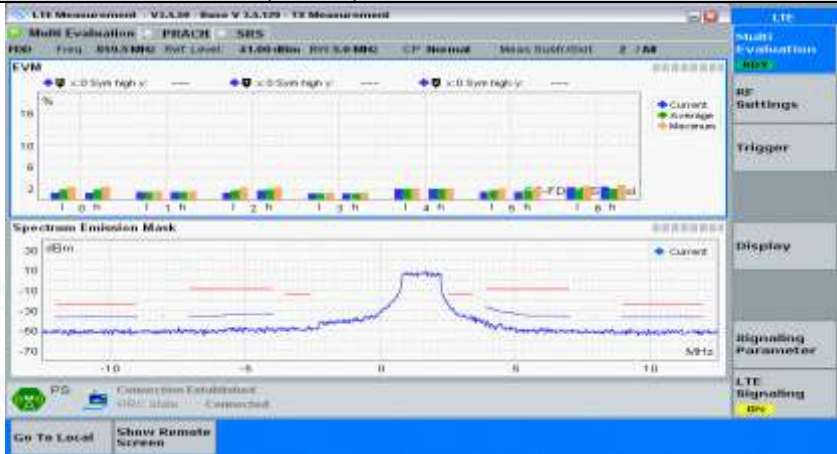

QPSK	
Channel Bandwidth=Lowest (5 MHz)_QPSK_HCH_PartialRB#max	
QPSK	
Channel Bandwidth=Lowest (5 MHz)_QPSK_HCH_FullRB#0	
QPSK	
Channel Bandwidth=Lowest (5 MHz)_16QAM_LCH_PartialRB#0	



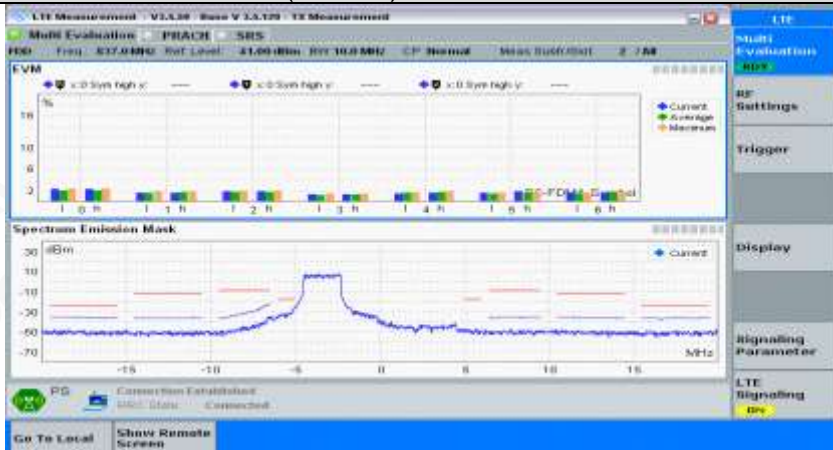
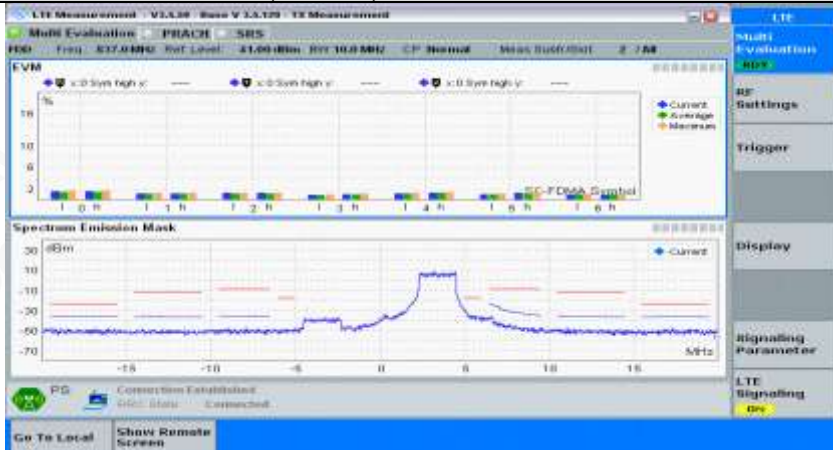
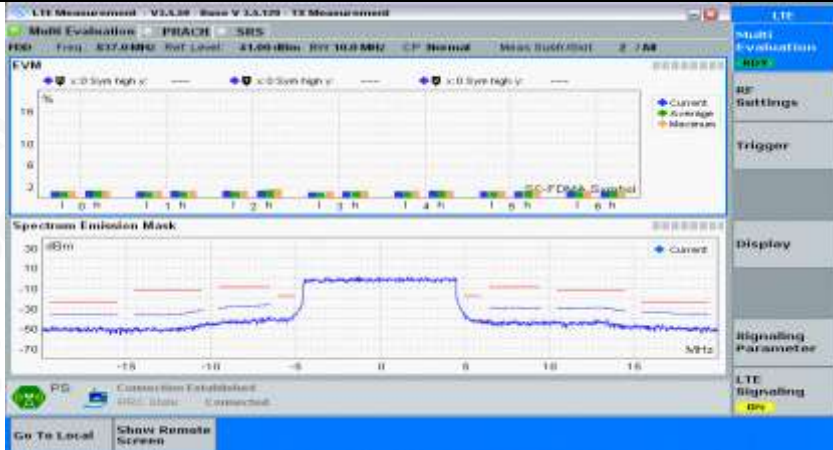
16QAM	
Channel Bandwidth=Lowest (5 MHz)_16QAM_LCH_PartialRB#max	
16QAM	
Channel Bandwidth=Lowest (5 MHz)_16QAM_LCH_FullRB#0	
16QAM	
Channel Bandwidth=Lowest (5 MHz)_16QAM_MCH_PartialRB#0	

16QAM	
Channel Bandwidth=Lowest (5 MHz)_16QAM_MCH_PartialRB#max	
16QAM	
Channel Bandwidth=Lowest (5 MHz)_16QAM_MCH_FullRB#0	
16QAM	
Channel Bandwidth=Lowest (5 MHz)_16QAM_HCH_PartialRB#0	



16QAM	
Channel Bandwidth=Lowest (5 MHz)_16QAM_HCH_PartialRB#max	
16QAM	
Channel Bandwidth=Lowest (5 MHz)_16QAM_HCH_FullRB#0	
16QAM	

Channel Bandwidth= (10 MHz)

Channel Bandwidth=Lowest (10 MHz)_QPSK_LCH_PartialRB#0	
QPSK	
Channel Bandwidth=Lowest (10 MHz)_QPSK_LCH_PartialRB#max	
QPSK	
Channel Bandwidth=Lowest (10 MHz)_QPSK_LCH_FullIRB#0	
QPSK	
Channel Bandwidth=Lowest (10 MHz)_QPSK_MCH_PartialRB#0	



Attestation of Global Compliance

Attestation of Global Compliance(Shenzhen)Co.,Ltd.

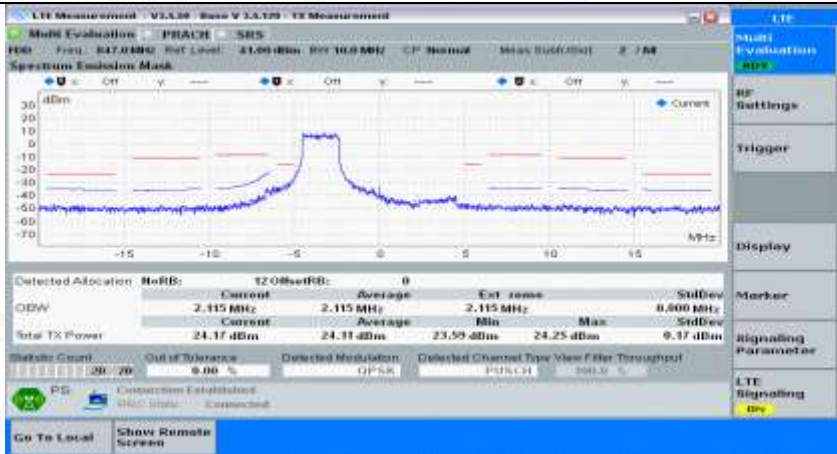
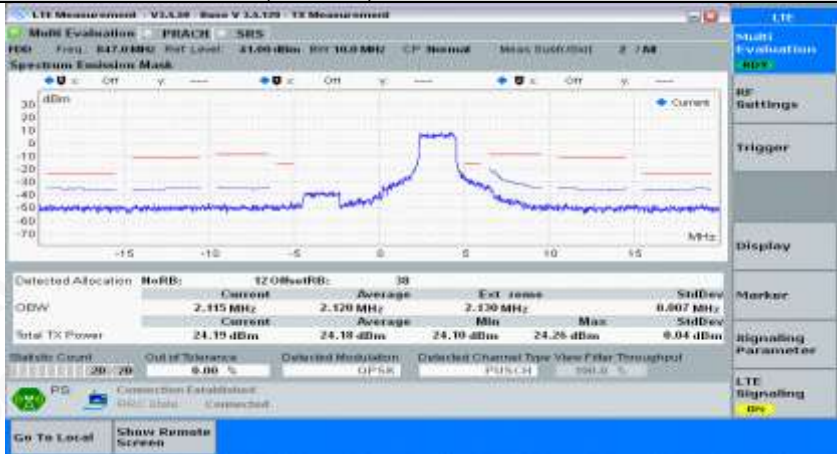
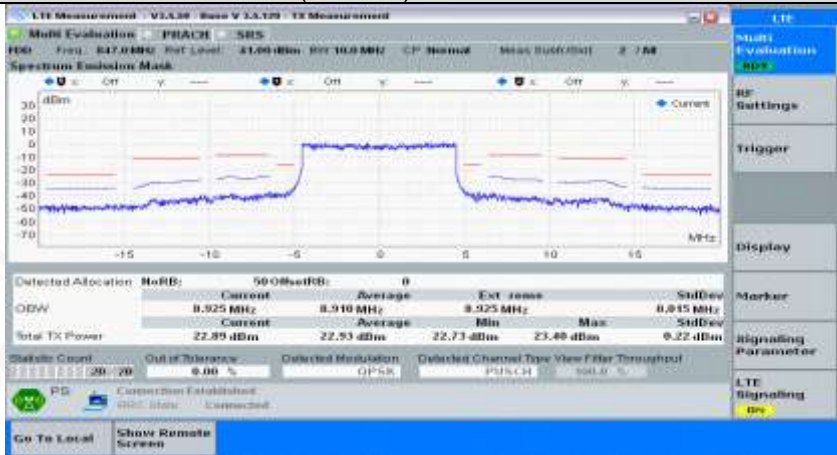
Add: 2/F., Building 2, Sanwei Chaxi Industrial Park, Sanwei Community,  
Hangcheng Street, Bao'an District, Shenzhen, Guangdong, China


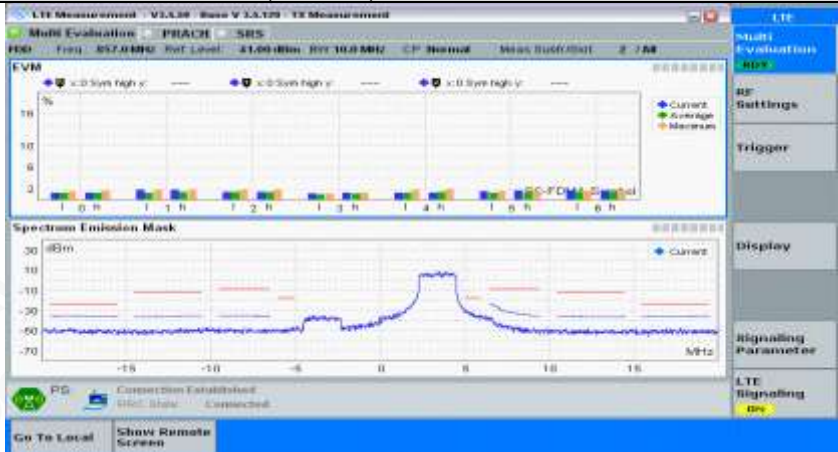
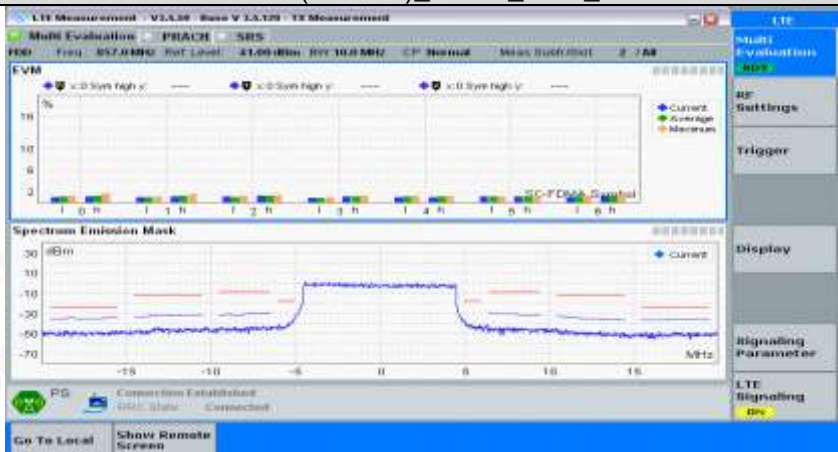
Tel: +86-755 2523 4088

E-mail: agc@agc-cert.com

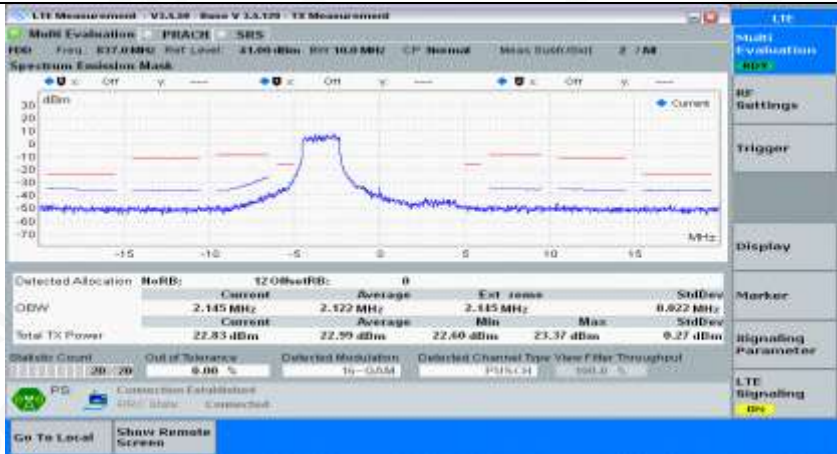
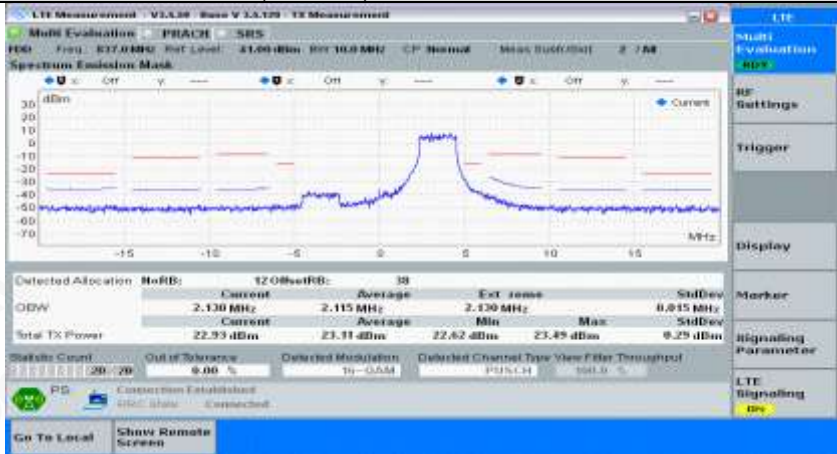
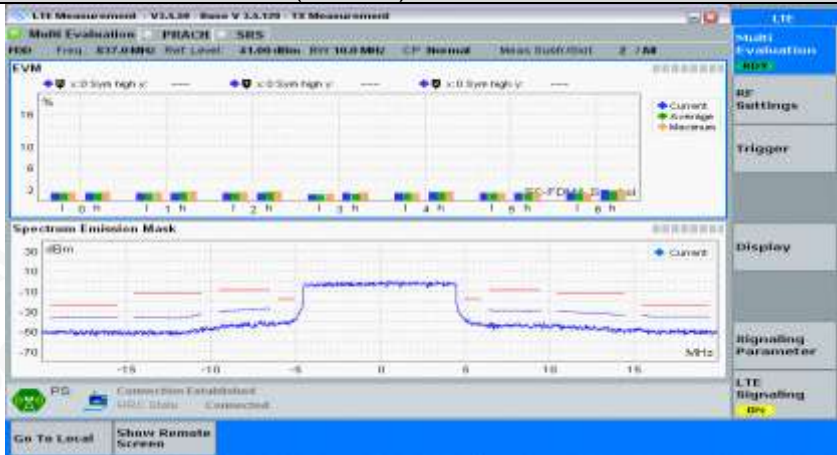
Service Hotline: 400 089 2118



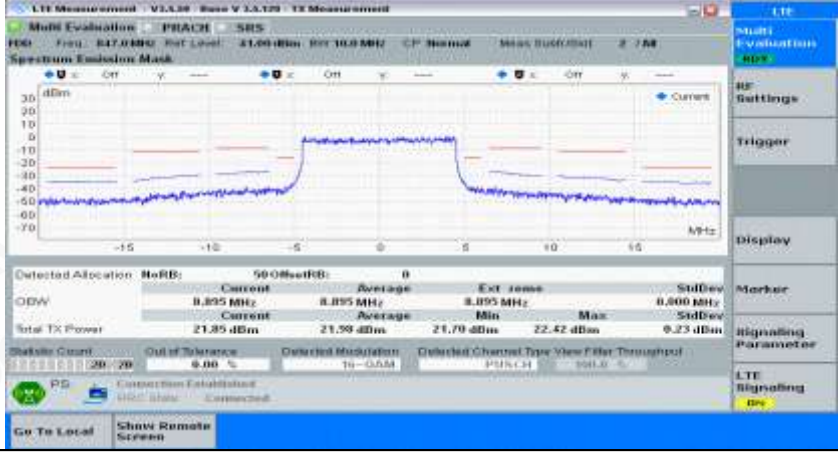


QPSK	
Channel Bandwidth=Lowest (10 MHz)_QPSK_MCH_PartialRB#max	
QPSK	
Channel Bandwidth=Lowest (10 MHz)_QPSK_MCH_FullRB#0	
QPSK	
Channel Bandwidth=Lowest (10 MHz)_QPSK_HCH_PartialRB#0	

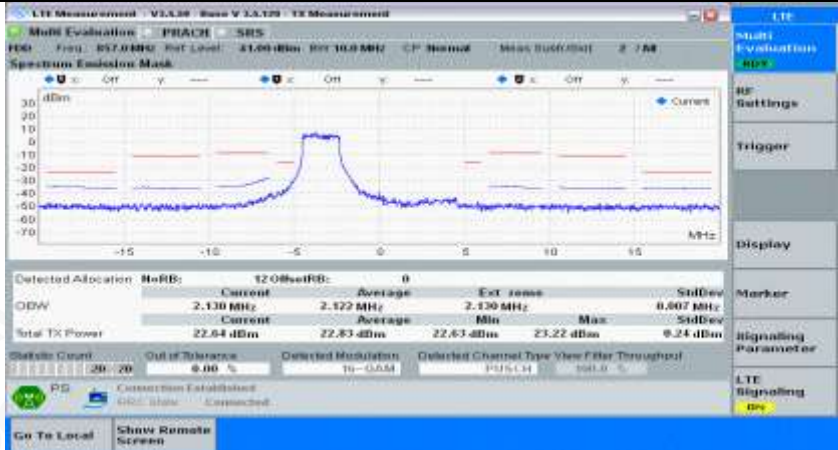
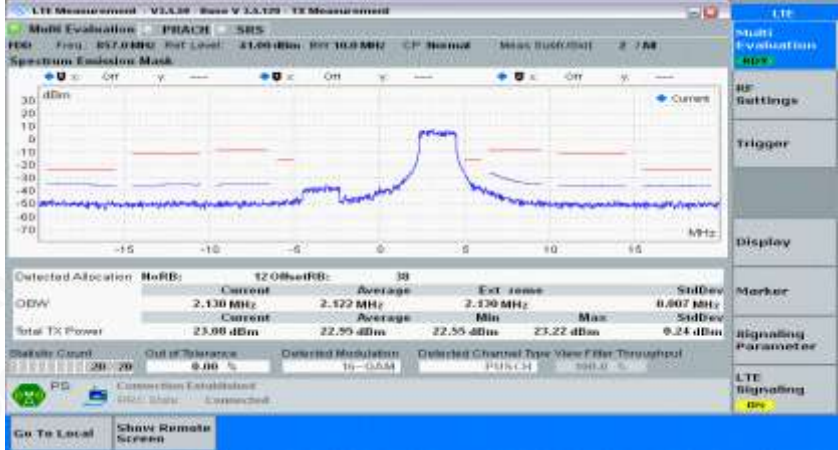
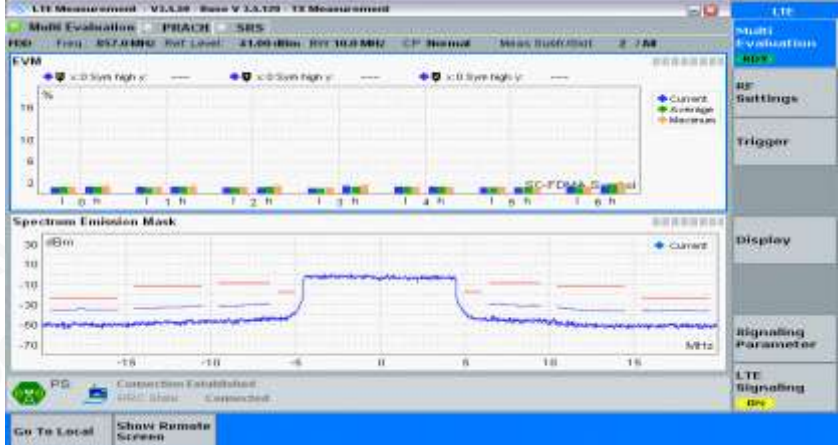
QPSK	
Channel Bandwidth=Lowest (10 MHz)_QPSK_HCH_PartialRB#max	
QPSK	
Channel Bandwidth=Lowest (10 MHz)_QPSK_HCH_FullRB#0	
QPSK	
Channel Bandwidth=Lowest (10 MHz)_16QAM_LCH_PartialRB#0	




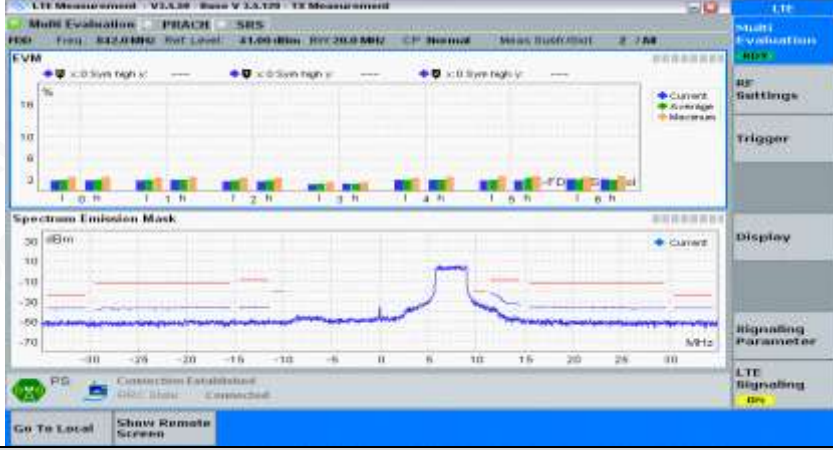
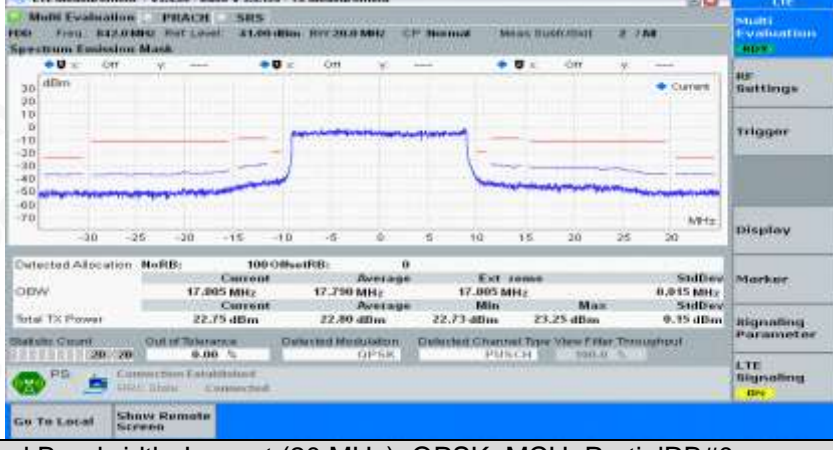
16QAM	
Channel Bandwidth=Lowest (10 MHz)_16QAM_LCH_PartialRB#max	
16QAM	
Channel Bandwidth=Lowest (10 MHz)_16QAM_LCH_FullRB#0	
16QAM	
Channel Bandwidth=Lowest (10 MHz)_16QAM_MCH_PartialRB#0	

16QAM	
Channel Bandwidth=Lowest (10 MHz)_16QAM_MCH_PartialRB#max	
16QAM	
Channel Bandwidth=Lowest (10 MHz)_16QAM_MCH_FullRB#0	
16QAM	
Channel Bandwidth=Lowest (10 MHz)_16QAM_HCH_PartialRB#0	

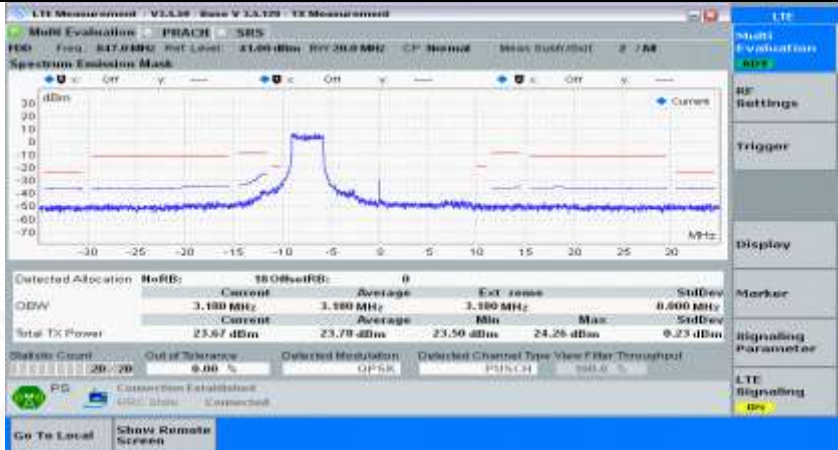
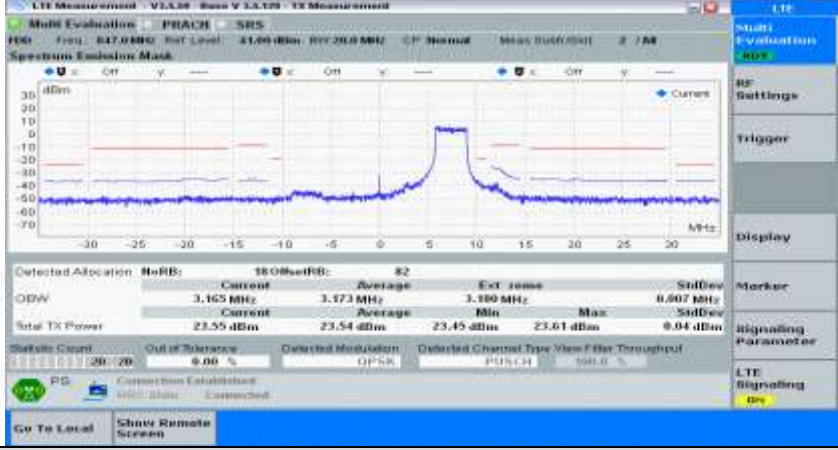
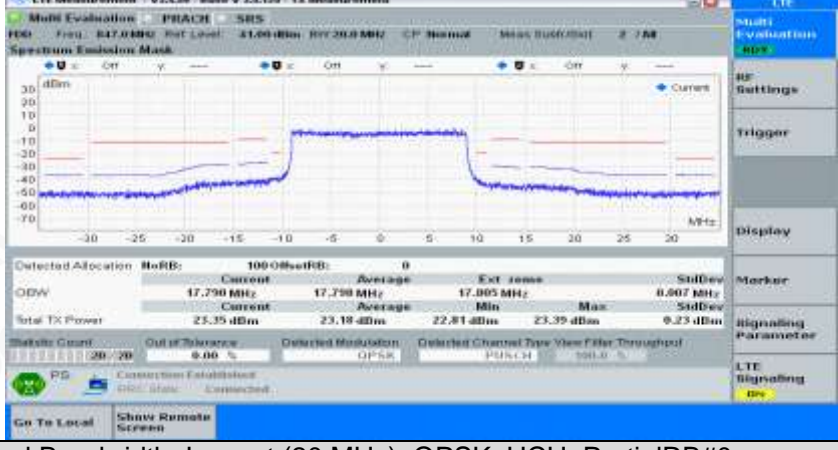


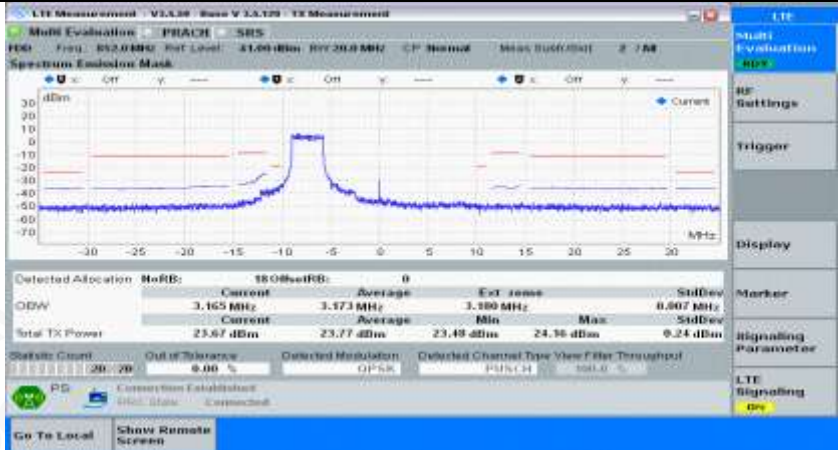
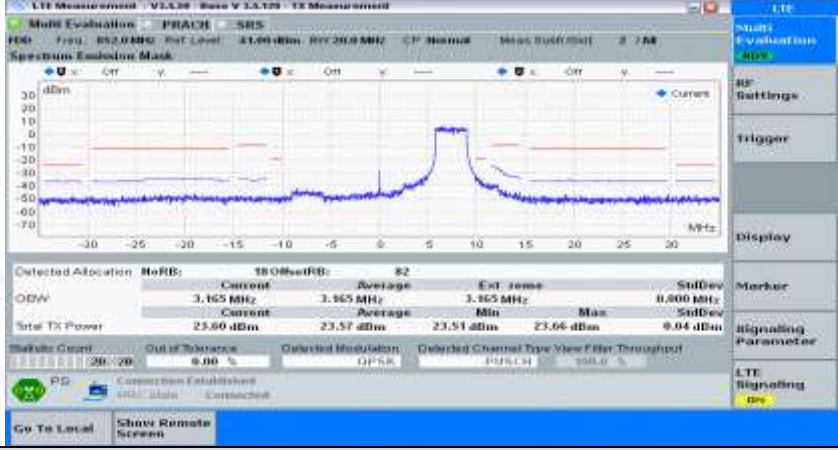
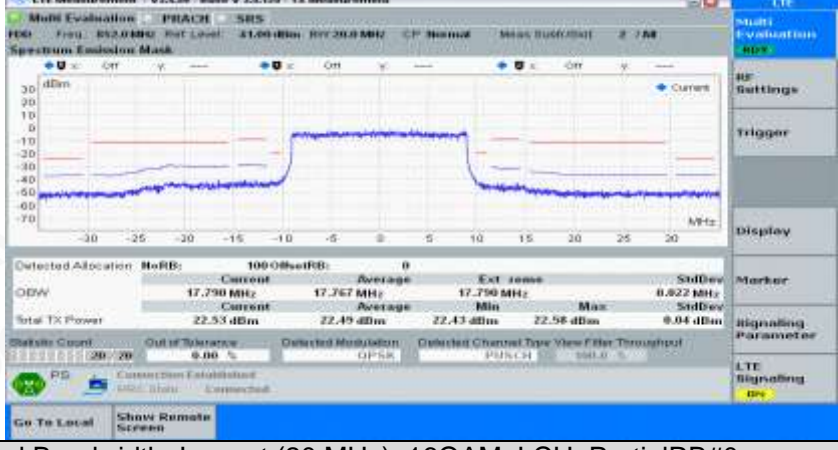
16QAM	
Channel Bandwidth=Lowest (10 MHz)_16QAM_HCH_PartialRB#max	
16QAM	
Channel Bandwidth=Lowest (10 MHz)_16QAM_HCH_FullRB#0	
16QAM	

Channel Bandwidth=Highest (20 MHz)


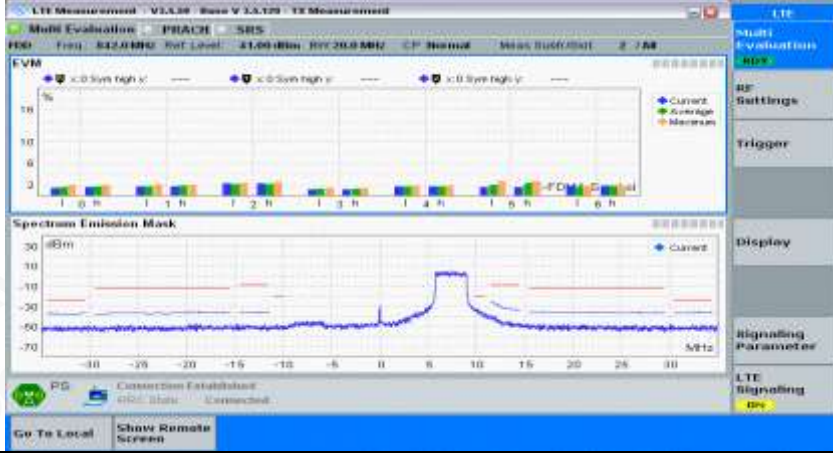
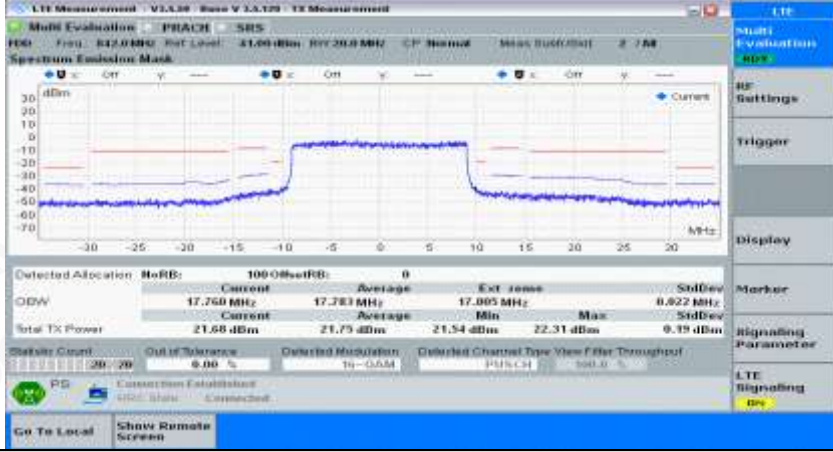
Channel Bandwidth=Lowest (20 MHz)_QPSK_LCH_PartialRB#0	
QPSK	
Channel Bandwidth=Lowest (20 MHz)_QPSK_LCH_PartialRB#max	
QPSK	
Channel Bandwidth=Lowest (20 MHz)_QPSK_LCH_FullIRB#0	
QPSK	
Channel Bandwidth=Lowest (20 MHz)_QPSK_MCH_PartialRB#0	

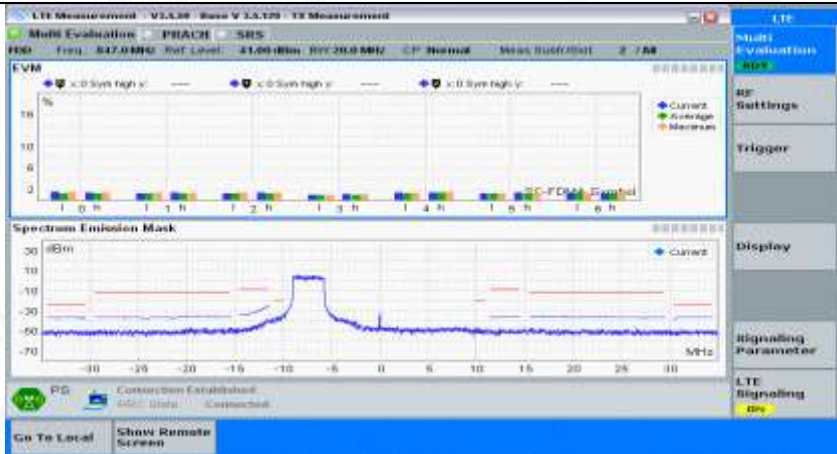
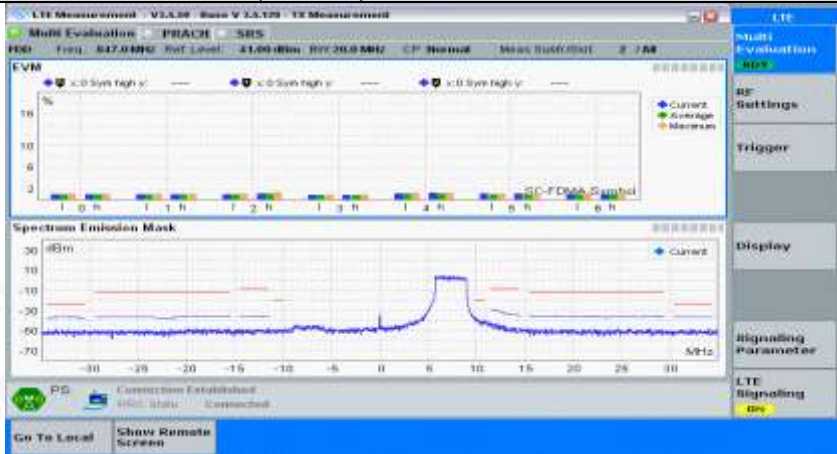
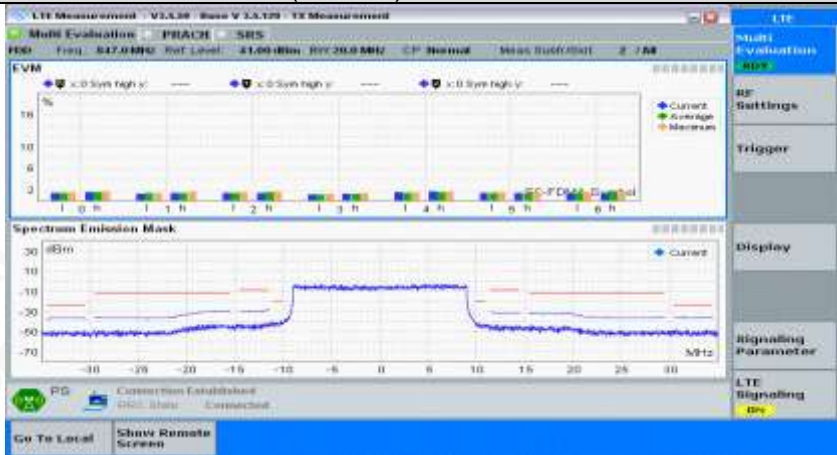


QPSK	
Channel Bandwidth=Lowest (20 MHz)_QPSK_MCH_PartialRB#max	
QPSK	
Channel Bandwidth=Lowest (20 MHz)_QPSK_MCH_FullRB#0	
QPSK	
Channel Bandwidth=Lowest (20 MHz)_QPSK_HCH_PartialRB#0	

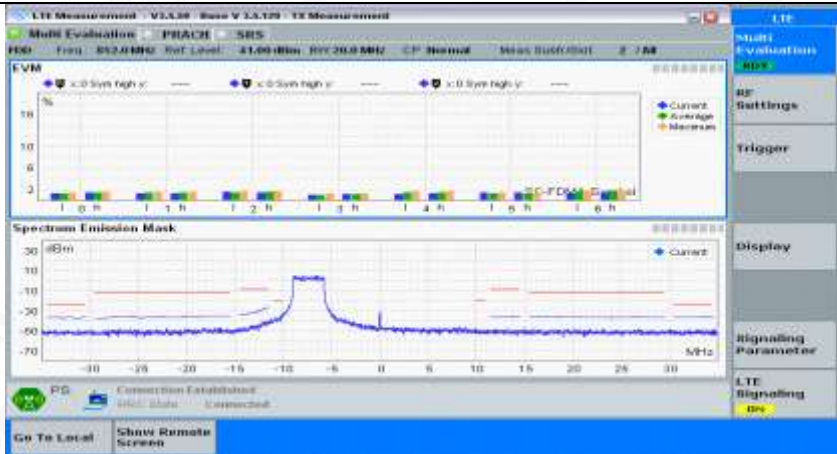
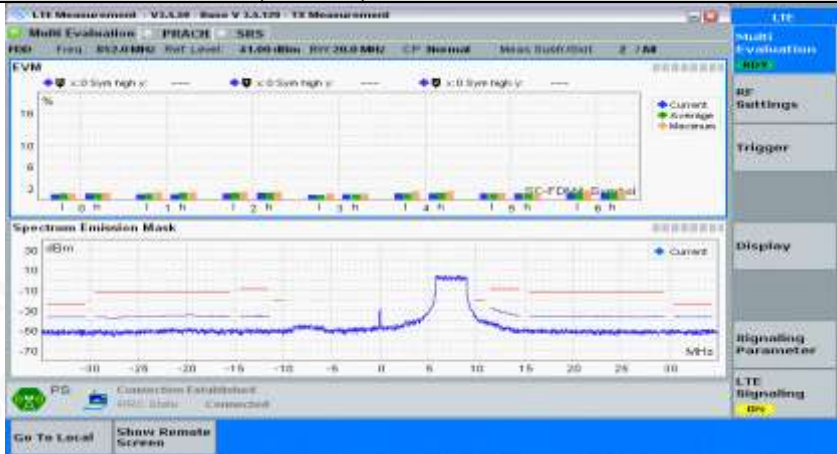
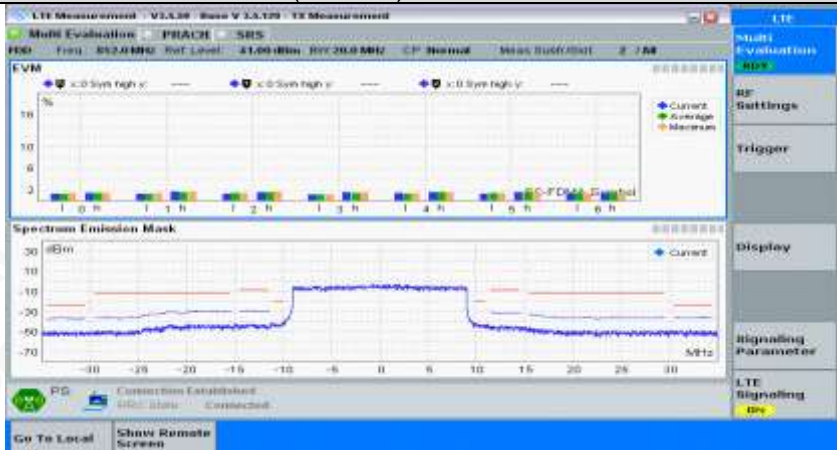
QPSK	
Channel Bandwidth=Lowest (20 MHz)_QPSK_HCH_PartialRB#max	
QPSK	
Channel Bandwidth=Lowest (20 MHz)_QPSK_HCH_FullRB#0	
QPSK	
Channel Bandwidth=Lowest (20 MHz)_16QAM_LCH_PartialRB#0	



16QAM	
Channel Bandwidth=Lowest (20 MHz)_16QAM_LCH_PartialRB#max	
16QAM	
Channel Bandwidth=Lowest (20 MHz)_16QAM_LCH_FullRB#0	
16QAM	
Channel Bandwidth=Lowest (20 MHz)_16QAM_MCH_PartialRB#0	

16QAM	
Channel Bandwidth=Lowest (20 MHz)_16QAM_MCH_PartialRB#max	
16QAM	
Channel Bandwidth=Lowest (20 MHz)_16QAM_MCH_FullRB#0	
16QAM	
Channel Bandwidth=Lowest (20 MHz)_16QAM_HCH_PartialRB#0	



16QAM	
Channel Bandwidth=Lowest (20 MHz)_16QAM_HCH_PartialRB#max	
16QAM	
Channel Bandwidth=Lowest (20 MHz)_16QAM_HCH_FullRB#0	
16QAM	

#### 4. Transmitter Adjacent Channel Leakage Power Ratio(ACLR)

##### Test Result

Note: All the modes had been tested, but only the worst data recorded in the report.

NTNV

**Channel Bandwidth=Lowest (5 MHz)**

Channel Bandwidth=Lowest (5 MHz)							
Condition	Modulation	Channel Bandwidth	Channel	RB allocation		UE output power	Verdict
				RB Size	RB Offset		
Normal	QPSK	5 MHz	Low range	Partial	0	PUMAX	Pass
					max	PUMAX	Pass
				Full	0	PUMAX	Pass
			Mid range	Partial	0	PUMAX	Pass
					max	PUMAX	Pass
				Full	0	PUMAX	Pass
	High range		Partial	0	PUMAX	Pass	
				max	PUMAX	Pass	
			Full	0	PUMAX	Pass	
	16QAM		Low range	Partial	0	PUMAX	Pass
					max	PUMAX	Pass
				Full	0	PUMAX	Pass
			Mid range	Partial	0	PUMAX	Pass
					max	PUMAX	Pass
Full		0		PUMAX	Pass		
High range		Partial	0	PUMAX	Pass		
			max	PUMAX	Pass		
Full	0	PUMAX	Pass				

**Channel Bandwidth= (10 MHz)**

Channel Bandwidth= (10 MHz)							
Condition	Modulation	Channel Bandwidth	Channel	RB allocation		UE output power	Verdict
				RB Size	RB Offset		
Normal	QPSK	10 MHz	Low range	Partial	0	PUMAX	Pass
					max	PUMAX	Pass
				Full	0	PUMAX	Pass
			Mid range	Partial	0	PUMAX	Pass
					max	PUMAX	Pass
				Full	0	PUMAX	Pass
			High range	Partial	0	PUMAX	Pass
					max	PUMAX	Pass



Attestation of Global Compliance

Attestation of Global Compliance(Shenzhen)Co.,Ltd.

Add: 2/F., Building 2, Sanwei Chaxi Industrial Park, Sanwei Community,  
Hangcheng Street, Bao'an District, Shenzhen, Guangdong, China

Tel: +86-755 2523 4088

E-mail: agc@agc-cert.com

Service Hotline: 400 089 2118

	16QAM		Low range	Full	0	PUMAX	Pass
				Partial	0	PUMAX	Pass
					max	PUMAX	Pass
				Full	0	PUMAX	Pass
			Mid range	Partial	0	PUMAX	Pass
					max	PUMAX	Pass
				Full	0	PUMAX	Pass
			High range	Partial	0	PUMAX	Pass
					max	PUMAX	Pass
				Full	0	PUMAX	Pass

### Channel Bandwidth=Highest (20 MHz)

Channel Bandwidth=Highest (20 MHz)							
Condition	Modulation	Channel Bandwidth	Channel	RB allocation		UE output power	Verdict
				RB Size	RB Offset		
Normal	QPSK	20 MHz	Low range	Partial	0	PUMAX	Pass
					max	PUMAX	Pass
				Full	0	PUMAX	Pass
			Mid range	Partial	0	PUMAX	Pass
					max	PUMAX	Pass
				Full	0	PUMAX	Pass
			High range	Partial	0	PUMAX	Pass
					max	PUMAX	Pass
				Full	0	PUMAX	Pass
	16QAM		Low range	Partial	0	PUMAX	Pass
					max	PUMAX	Pass
				Full	0	PUMAX	Pass
			Mid range	Partial	0	PUMAX	Pass
					max	PUMAX	Pass
				Full	0	PUMAX	Pass
			High range	Partial	0	PUMAX	Pass
					max	PUMAX	Pass
				Full	0	PUMAX	Pass

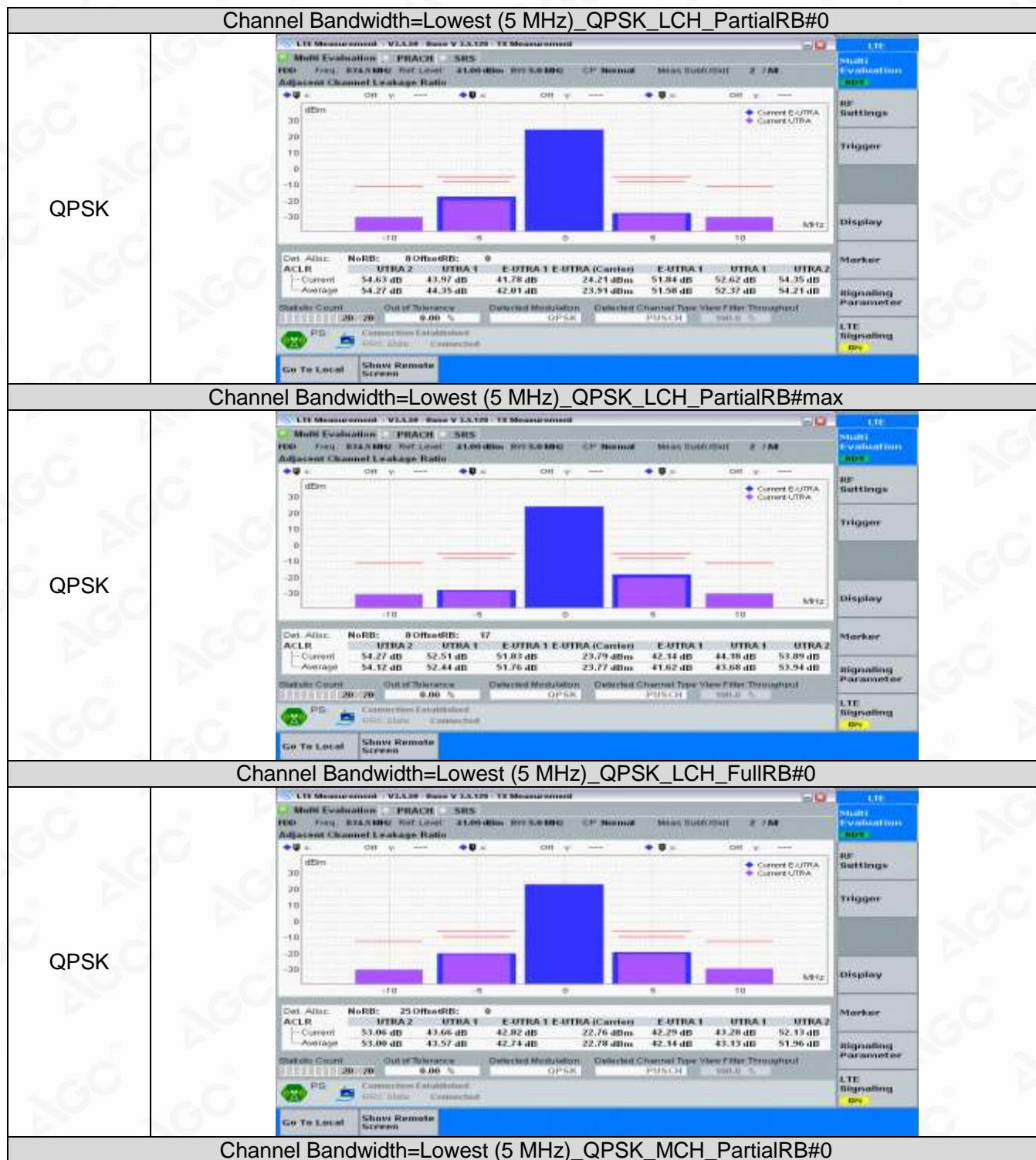




## Test Graphs

NTNV

Channel Bandwidth=Lowest (5 MHz)



Attestation of Global Compliance

Attestation of Global Compliance(Shenzhen)Co.,Ltd.




Add: 2/F., Building 2, Sanwei Chaxi Industrial Park, Sanwei Community,  
Hangcheng Street, Bao'an District, Shenzhen, Guangdong, China




Tel: +86-755 2523 4088

E-mail: agc@agc-cert.com




Service Hotline: 400 089 2118


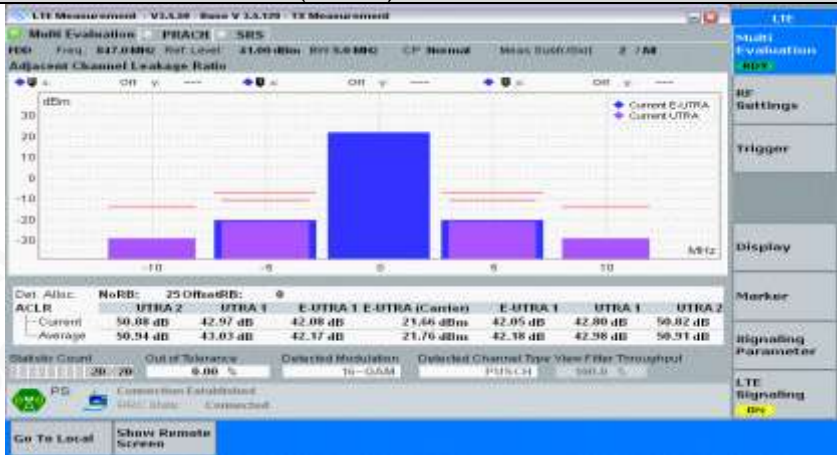


QPSK	
Channel Bandwidth=Lowest (5 MHz)_QPSK_MCH_PartialRB#max	
QPSK	
Channel Bandwidth=Lowest (5 MHz)_QPSK_MCH_FullIRB#0	
QPSK	
Channel Bandwidth=Lowest (5 MHz)_QPSK_HCH_PartialRB#0	




QPSK	
Channel Bandwidth=Lowest (5 MHz)_QPSK_HCH_PartialRB#max	
QPSK	
Channel Bandwidth=Lowest (5 MHz)_QPSK_HCH_FullIRB#0	
QPSK	
Channel Bandwidth=Lowest (5 MHz)_16QAM_LCH_PartialRB#0	



16QAM	
Channel Bandwidth=Lowest (5 MHz)_16QAM_LCH_PartialRB#max	
16QAM	
Channel Bandwidth=Lowest (5 MHz)_16QAM_LCH_FullRB#0	
16QAM	
Channel Bandwidth=Lowest (5 MHz)_16QAM_MCH_PartialRB#0	




16QAM	 <p>Channel Bandwidth=Lowest (5 MHz)_16QAM_MCH_PartialRB#max</p>
16QAM	 <p>Channel Bandwidth=Lowest (5 MHz)_16QAM_MCH_FullRB#0</p>
16QAM	 <p>Channel Bandwidth=Lowest (5 MHz)_16QAM_HCH_PartialRB#0</p>



16QAM	
Channel Bandwidth=Lowest (5 MHz)_16QAM_HCH_PartialRB#max	
16QAM	
Channel Bandwidth=Lowest (5 MHz)_16QAM_HCH_FullRB#0	
16QAM	

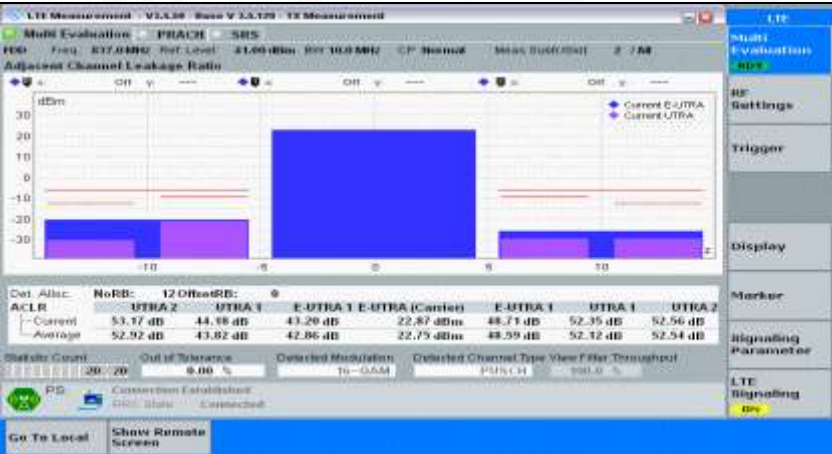









QPSK	
Channel Bandwidth=Lowest (10 MHz)_QPSK_MCH_PartialRB#max	
QPSK	
Channel Bandwidth=Lowest (10 MHz)_QPSK_MCH_FullRB#0	
QPSK	
Channel Bandwidth=Lowest (10 MHz)_QPSK_HCH_PartialRB#0	




QPSK		Multi-Evaluation RF Settings Trigger Display Marker Signaling Parameter LTE Signaling
Channel Bandwidth=Lowest (10 MHz)_QPSK_HCH_PartialRB#max		
QPSK		Multi-Evaluation RF Settings Trigger Display Marker Signaling Parameter LTE Signaling
Channel Bandwidth=Lowest (10 MHz)_QPSK_HCH_FullRB#0		
QPSK		Multi-Evaluation RF Settings Trigger Display Marker Signaling Parameter LTE Signaling
Channel Bandwidth=Lowest (10 MHz)_16QAM_LCH_PartialRB#0		



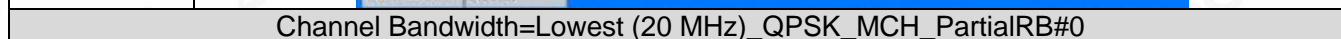
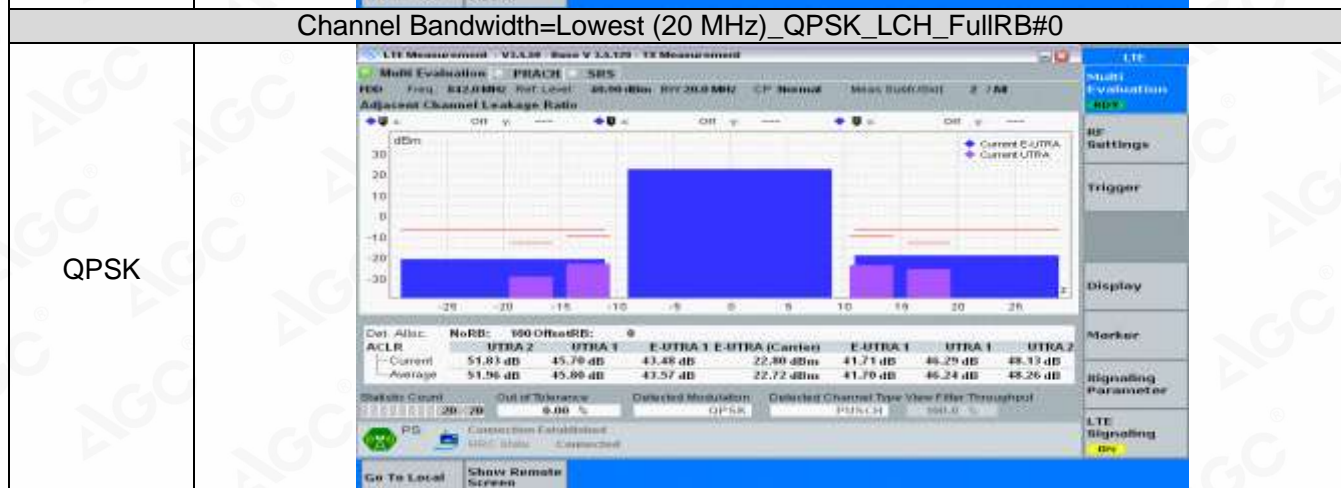
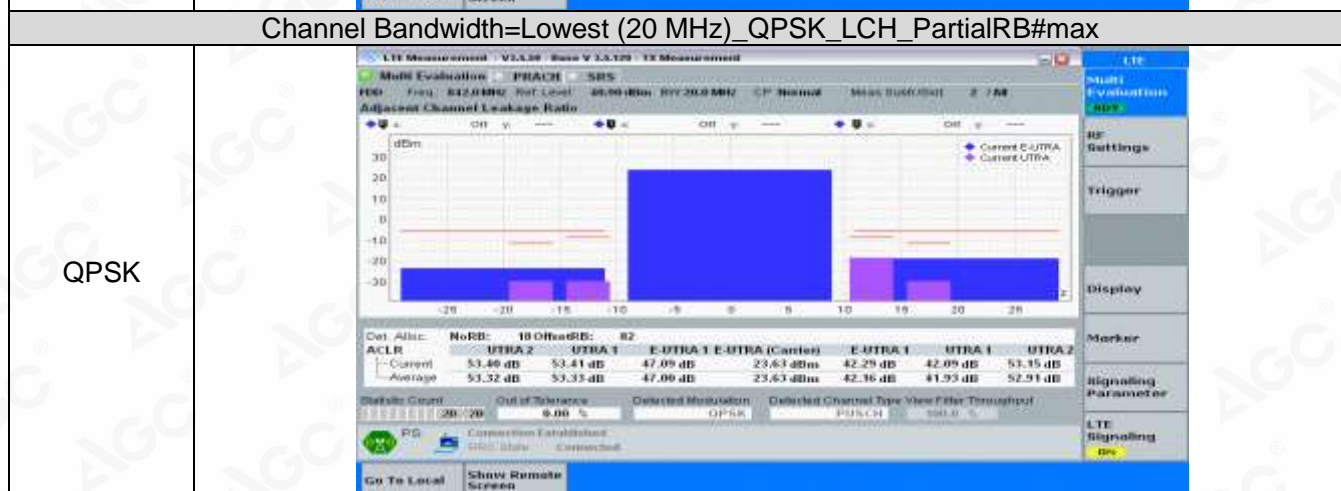
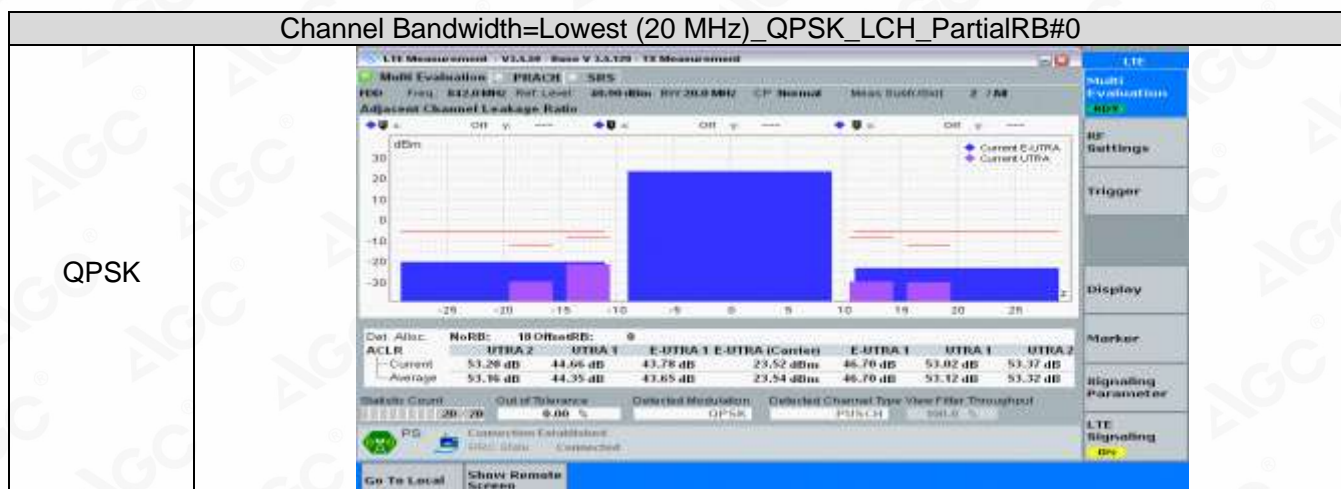
16QAM	 <p>Channel Bandwidth=Lowest (10 MHz)_16QAM_LCH_PartialRB#max</p>
16QAM	 <p>Channel Bandwidth=Lowest (10 MHz)_16QAM_LCH_FullRB#0</p>
16QAM	 <p>Channel Bandwidth=Lowest (10 MHz)_16QAM_MCH_PartialRB#0</p>

16QAM	 <p>Channel Bandwidth=Lowest (10 MHz)_16QAM_MCH_PartialRB#max</p>
16QAM	 <p>Channel Bandwidth=Lowest (10 MHz)_16QAM_MCH_FullRB#0</p>
16QAM	 <p>Channel Bandwidth=Lowest (10 MHz)_16QAM_HCH_PartialRB#0</p>







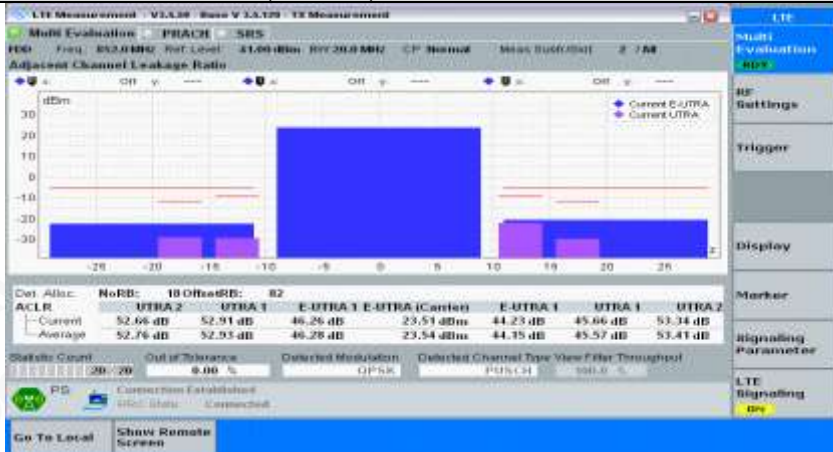

16QAM	
Channel Bandwidth=Lowest (10 MHz)_16QAM_HCH_PartialRB#max	
16QAM	
Channel Bandwidth=Lowest (10 MHz)_16QAM_HCH_FullRB#0	
16QAM	

Channel Bandwidth=Highest (20 MHz)











QPSK	 <p>Channel Bandwidth=Lowest (20 MHz)_QPSK_MCH_PartialRB#max</p>
QPSK	 <p>Channel Bandwidth=Lowest (20 MHz)_QPSK_MCH_FullIRB#0</p>
QPSK	 <p>Channel Bandwidth=Lowest (20 MHz)_QPSK_HCH_PartialRB#0</p>


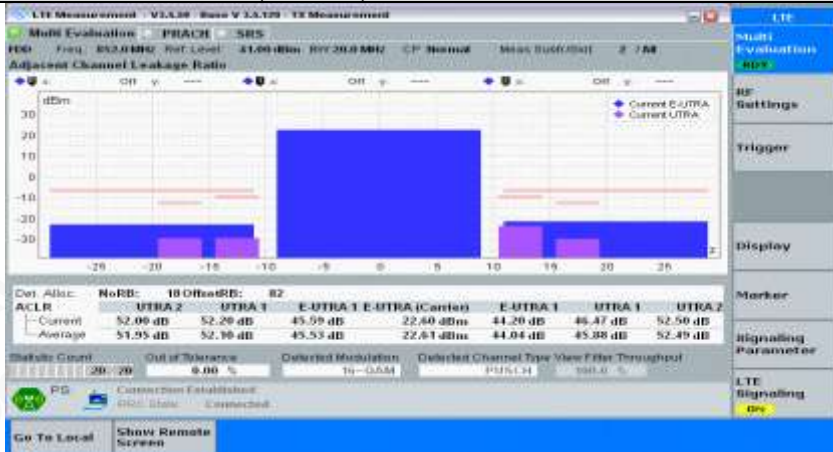

QPSK	 <p>Channel Bandwidth=Lowest (20 MHz)_QPSK_HCH_PartialRB#max</p>
QPSK	 <p>Channel Bandwidth=Lowest (20 MHz)_QPSK_HCH_FullRB#0</p>
QPSK	 <p>Channel Bandwidth=Lowest (20 MHz)_16QAM_LCH_PartialRB#0</p>



16QAM	 <p>Channel Bandwidth=Lowest (20 MHz)_16QAM_LCH_PartialRB#max</p>
16QAM	 <p>Channel Bandwidth=Lowest (20 MHz)_16QAM_LCH_FullRB#0</p>
16QAM	 <p>Channel Bandwidth=Lowest (20 MHz)_16QAM_MCH_PartialRB#0</p>

16QAM	 <p>Channel Bandwidth=Lowest (20 MHz)_16QAM_MCH_PartialRB#max</p>
16QAM	 <p>Channel Bandwidth=Lowest (20 MHz)_16QAM_MCH_FullRB#0</p>
16QAM	 <p>Channel Bandwidth=Lowest (20 MHz)_16QAM_HCH_PartialRB#0</p>



16QAM	 <p>Channel Bandwidth=Lowest (20 MHz)_16QAM_HCH_PartialRB#max</p>
16QAM	 <p>Channel Bandwidth=Lowest (20 MHz)_16QAM_HCH_FullRB#0</p>
16QAM	

## 5. Transmitter Spurious Emissions

### Test Result

NTNV

Channel Bandwidth=Lowest (5 MHz)

Channel Bandwidth=Lowest (5 MHz)							
Condition	Modulation	Channel Bandwidth	Channel	RB allocation		UE output power	Verdict
				RB Size	RB Offset		
Normal	QPSK	5 MHz	Low range	1	0	PUMAX	Pass
					max	PUMAX	Pass
				Full	0	PUMAX	Pass
			Mid range	1	0	PUMAX	Pass
					max	PUMAX	Pass
				Full	0	PUMAX	Pass
			High range	1	0	PUMAX	Pass
					max	PUMAX	Pass
				Full	0	PUMAX	Pass

Channel Bandwidth=Highest (20 MHz)

Channel Bandwidth=Highest (20 MHz)							
Condition	Modulation	Channel Bandwidth	Channel	RB allocation		UE output power	Verdict
				RB Size	RB Offset		
Normal	QPSK	20 MHz	Low range	1	0	PUMAX	Pass
					max	PUMAX	Pass
				Full	0	PUMAX	Pass
			Mid range	1	0	PUMAX	Pass
					max	PUMAX	Pass
				Full	0	PUMAX	Pass
			High range	1	0	PUMAX	Pass
					max	PUMAX	Pass
				Full	0	PUMAX	Pass



Attestation of Global Compliance

Attestation of Global Compliance(Shenzhen)Co.,Ltd.

Add: 2/F., Building 2, Sanwei Chaxi Industrial Park, Sanwei Community,  
Hangcheng Street, Bao'an District, Shenzhen, Guangdong, China

Tel: +86-755 2523 4088

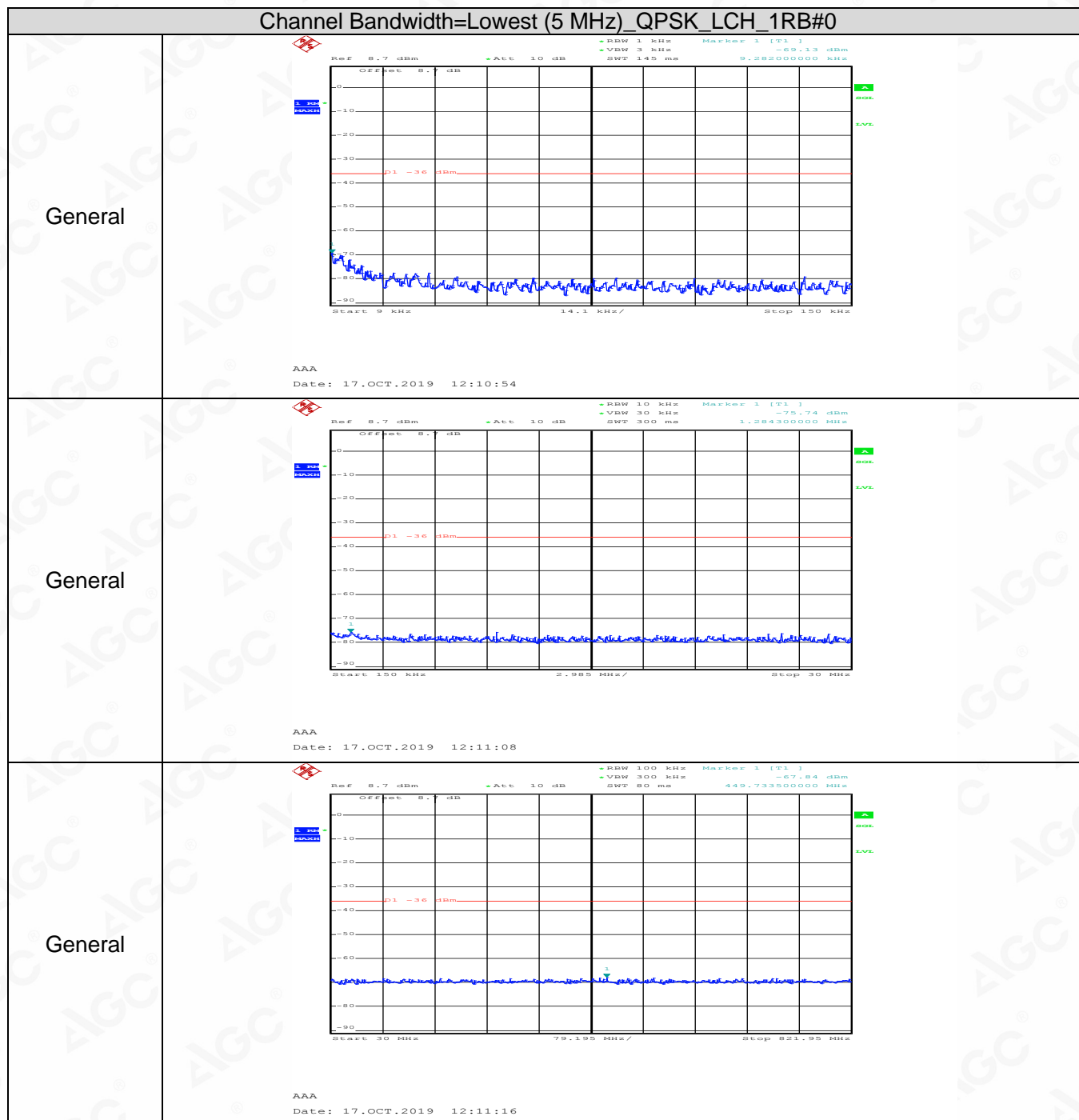
E-mail: agc@agc-cert.com

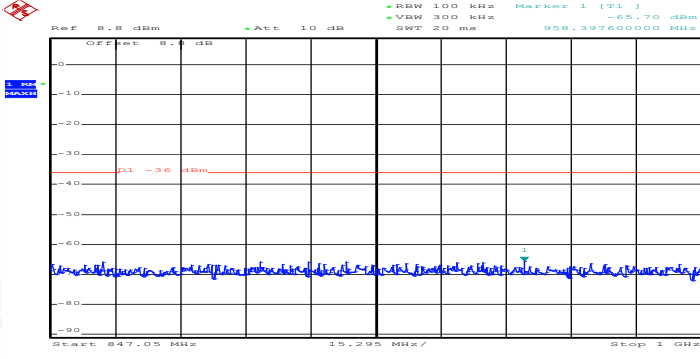
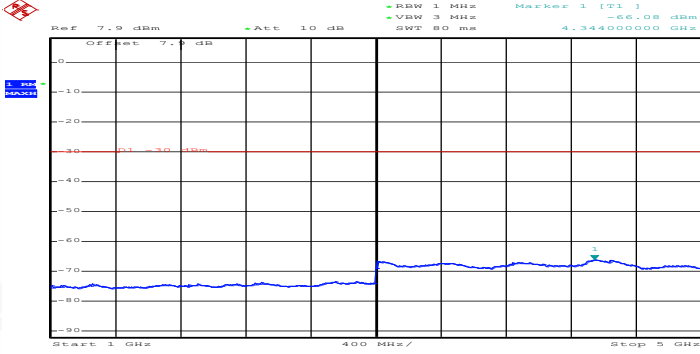
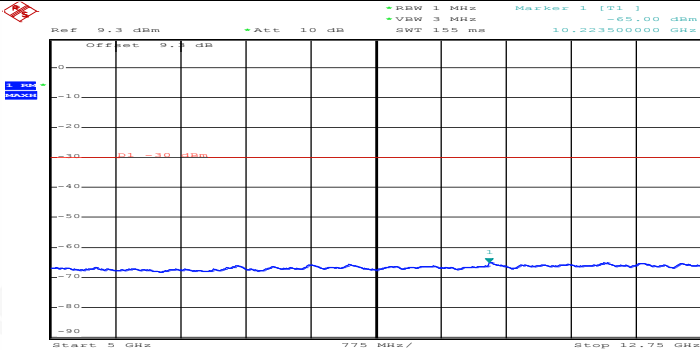
Service Hotline: 400 089 2118

## Test Graphs

NTNV

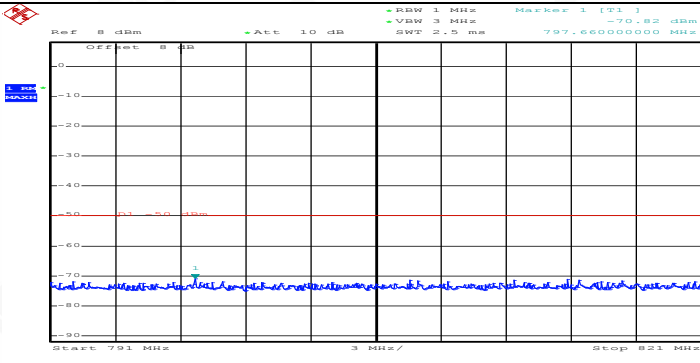
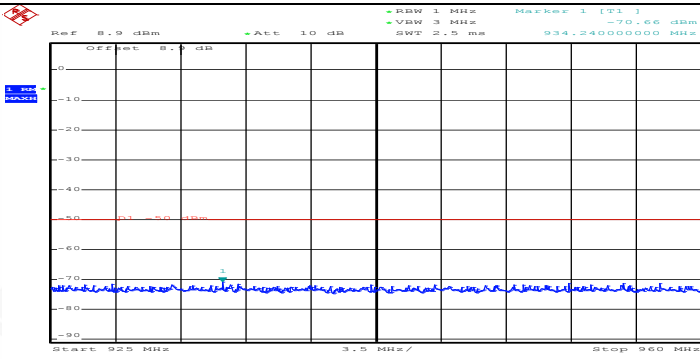
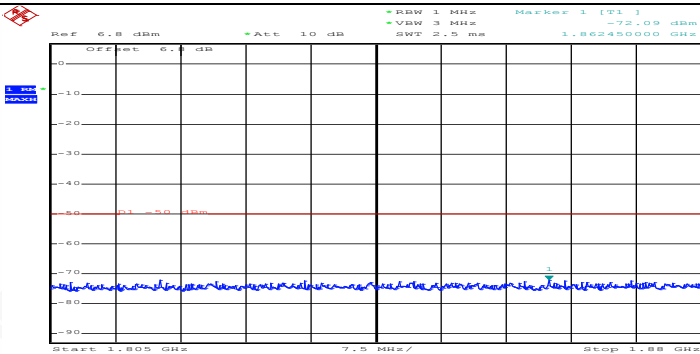
Channel Bandwidth=Lowest (5 MHz)

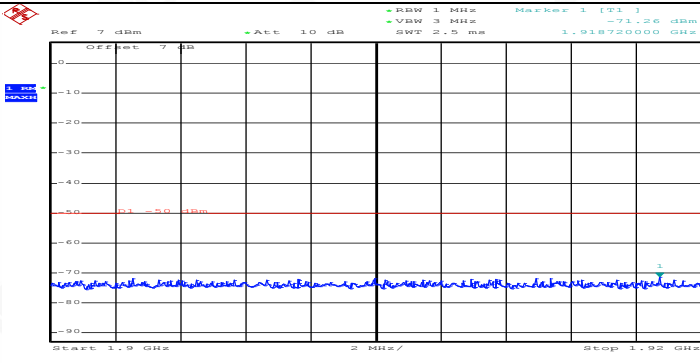
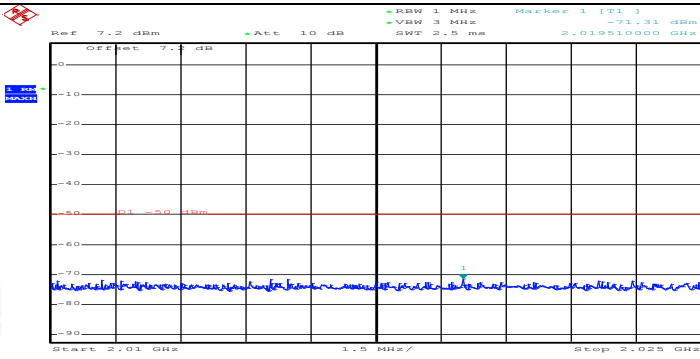
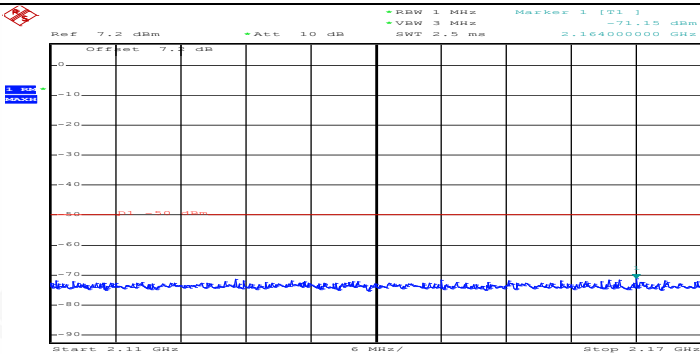


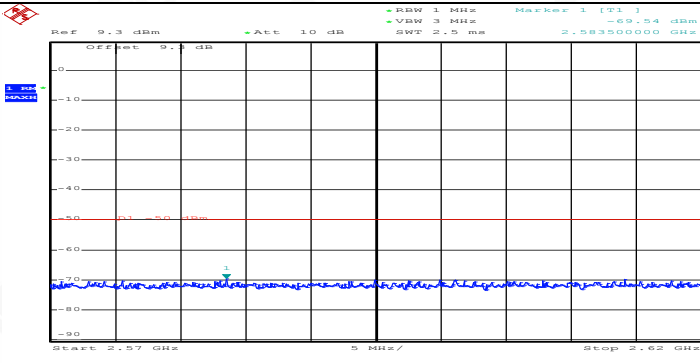
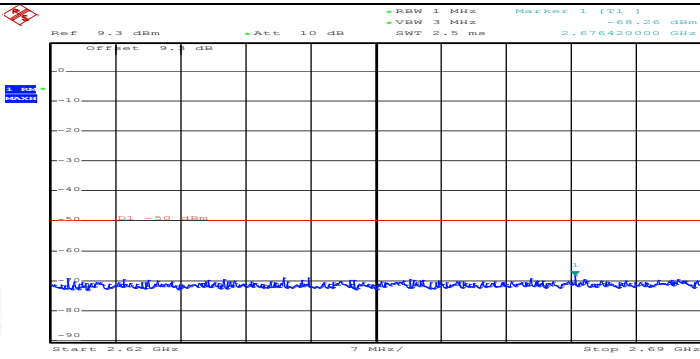
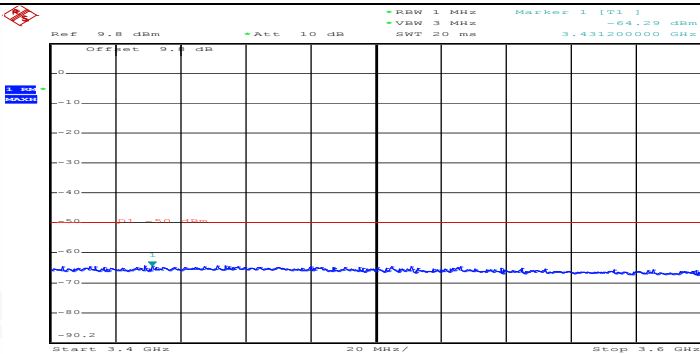
General	 <p>AAA Date: 17.OCT.2019 12:11:22</p>
General	 <p>AAA Date: 17.OCT.2019 12:11:31</p>
General	 <p>AAA Date: 17.OCT.2019 12:11:40</p>

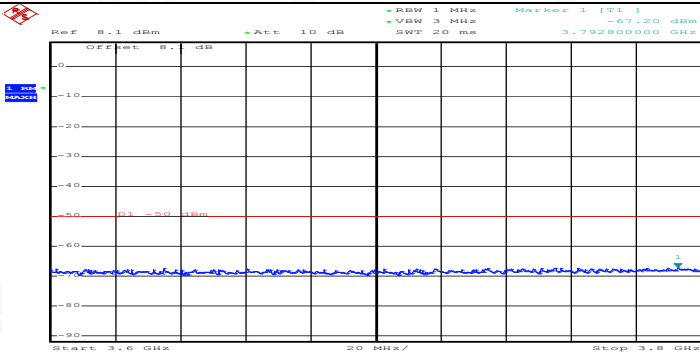


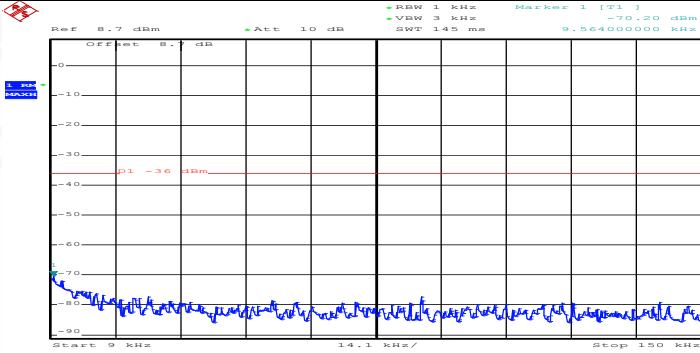
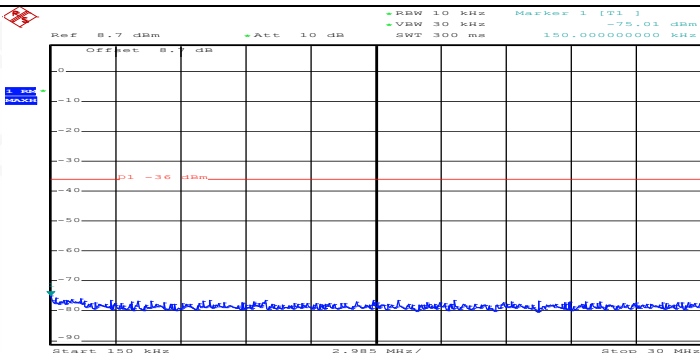


Co-existence	 <p>AAA Date: 17.OCT.2019 12:11:46</p>
Co-existence	 <p>AAA Date: 17.OCT.2019 12:11:54</p>
Co-existence	 <p>AAA Date: 17.OCT.2019 12:12:00</p>

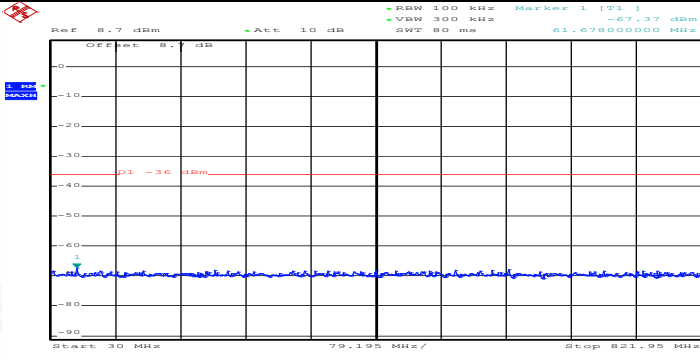
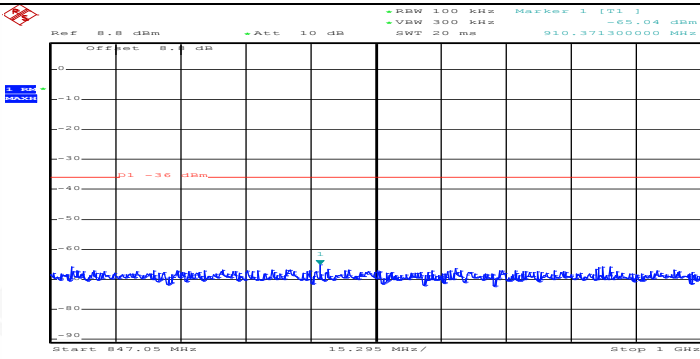
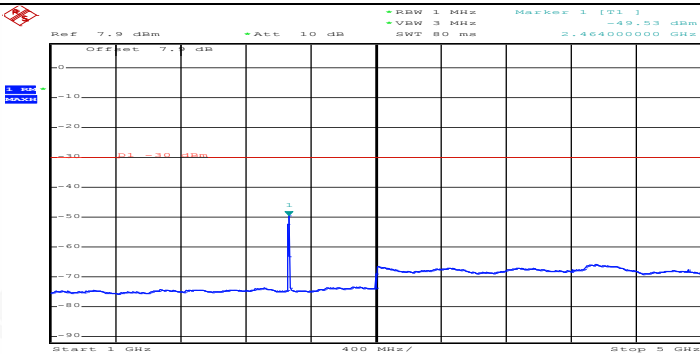
Co-existence	 <p>AAA Date: 17.OCT.2019 12:12:06</p>
Co-existence	 <p>AAA Date: 17.OCT.2019 12:12:12</p>
Co-existence	 <p>AAA Date: 17.OCT.2019 12:12:19</p>

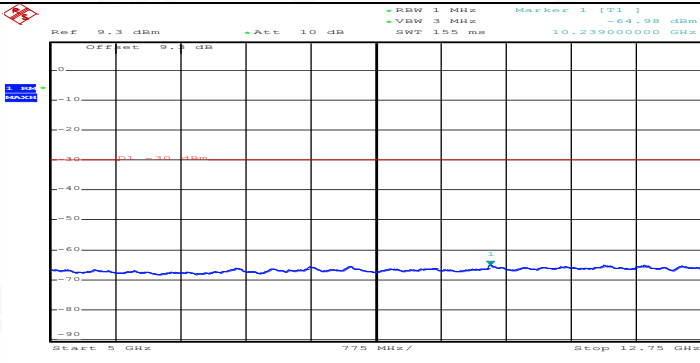
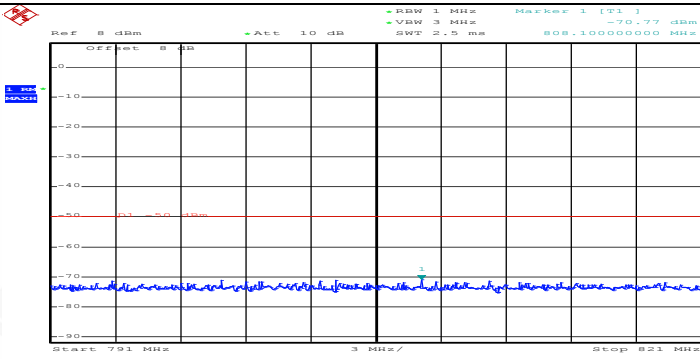
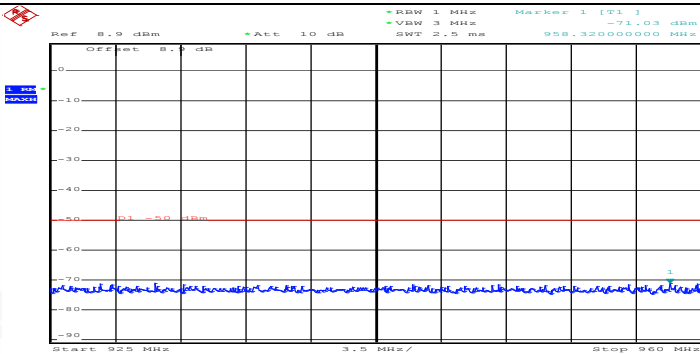
Co-existence	 <p>AAA Date: 17.OCT.2019 12:12:26</p>
Co-existence	 <p>AAA Date: 17.OCT.2019 12:12:32</p>
Co-existence	 <p>AAA Date: 17.OCT.2019 12:12:38</p>

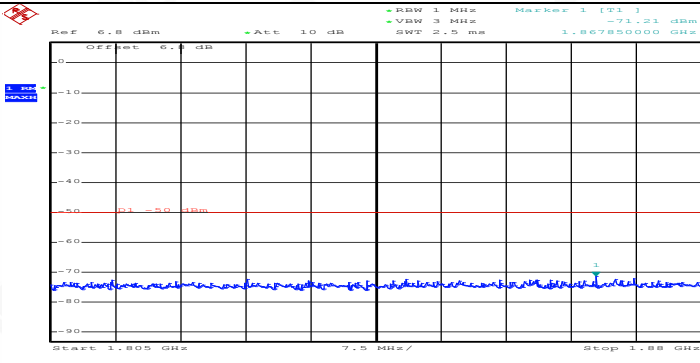
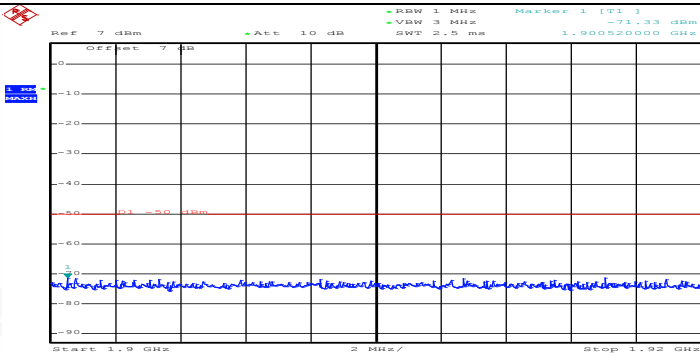
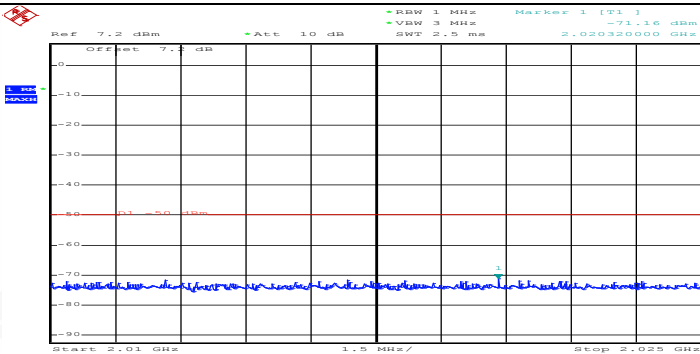
Co-existence	 <p>AAA Date: 17.OCT.2019 12:12:45</p>
Additional	NA

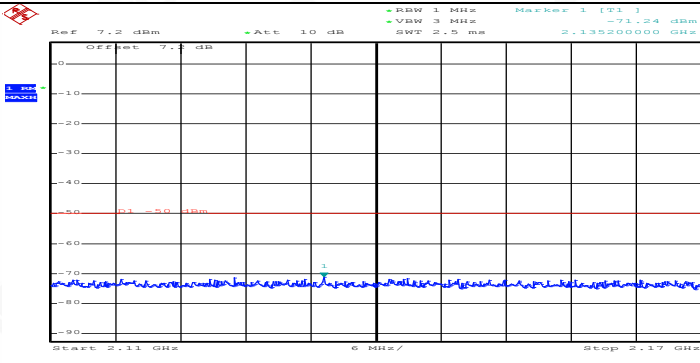
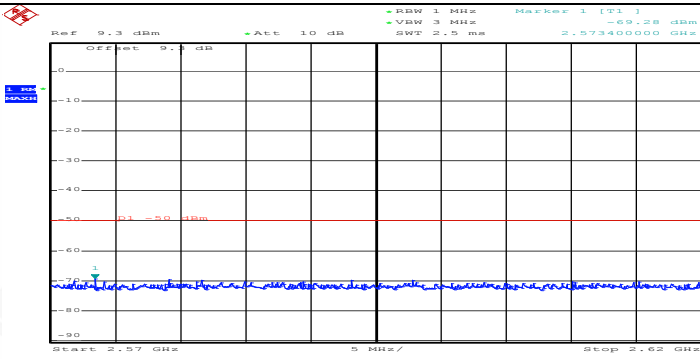
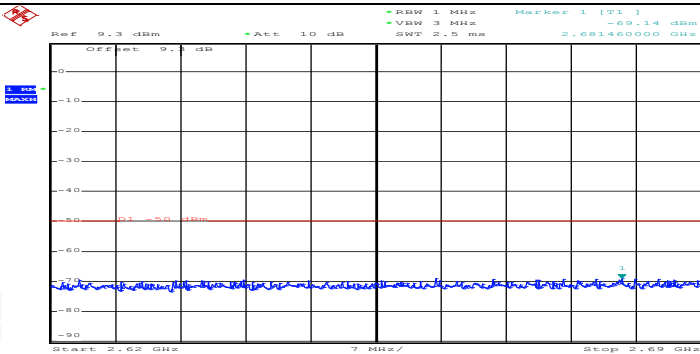
Channel Bandwidth=Lowest (5 MHz)_QPSK_LCH_1RB#max	
General	 <p>AAA Date: 17.OCT.2019 12:12:54</p>
General	 <p>AAA Date: 17.OCT.2019 12:13:07</p>



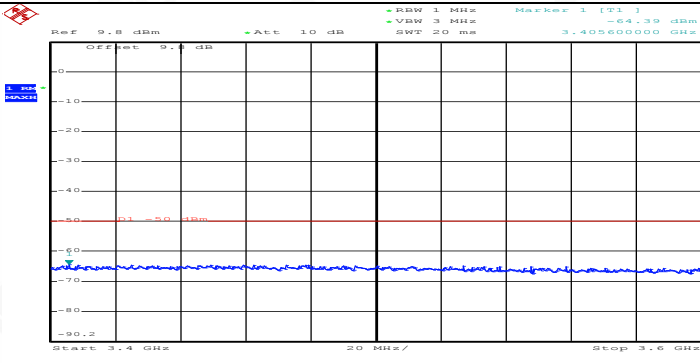
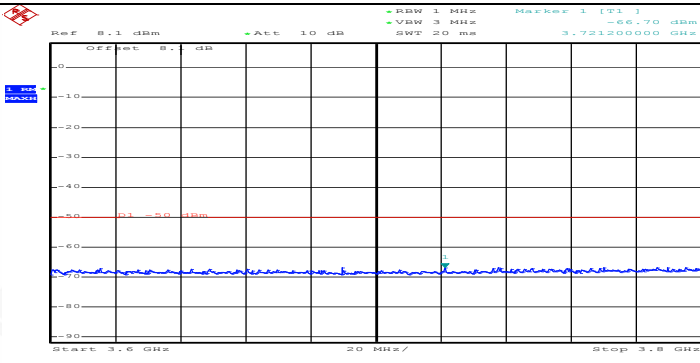
General	 <p>AAA Date: 17.OCT.2019 12:13:15</p>
General	 <p>AAA Date: 17.OCT.2019 12:13:22</p>
General	 <p>AAA Date: 17.OCT.2019 12:13:36</p>

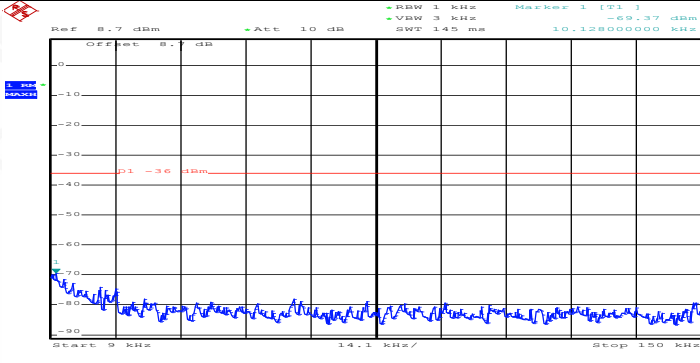
General	 <p>AAA Date: 17.OCT.2019 12:13:46</p>
Co-existence	 <p>AAA Date: 17.OCT.2019 12:13:53</p>
Co-existence	 <p>AAA Date: 17.OCT.2019 12:13:59</p>

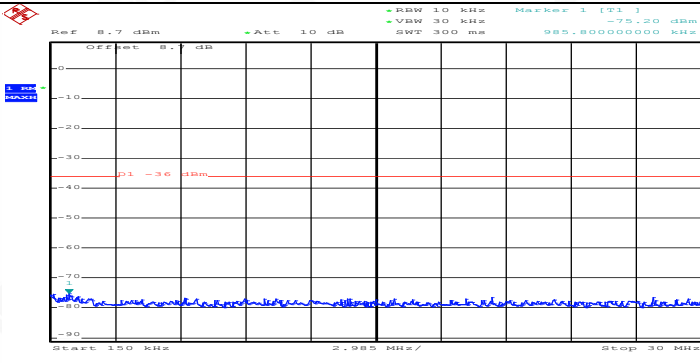
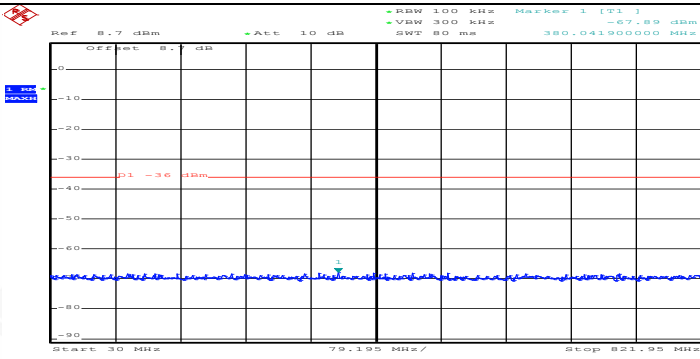
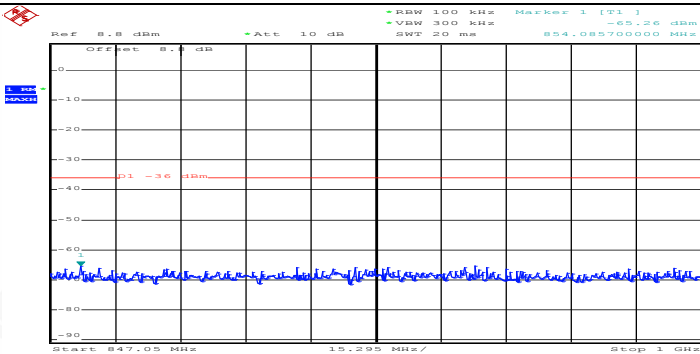
Co-existence	 <p>AAA Date: 17.OCT.2019 12:14:07</p>
Co-existence	 <p>AAA Date: 17.OCT.2019 12:14:13</p>
Co-existence	 <p>AAA Date: 17.OCT.2019 12:14:20</p>

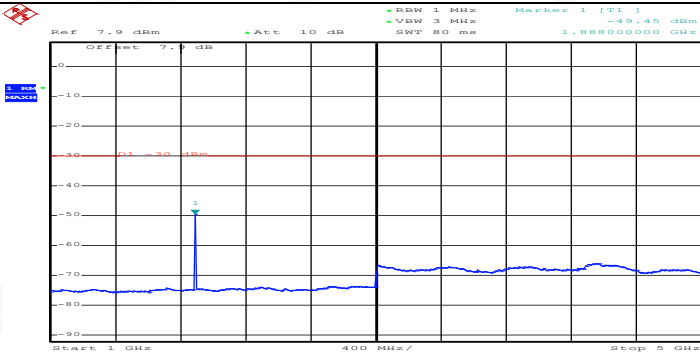
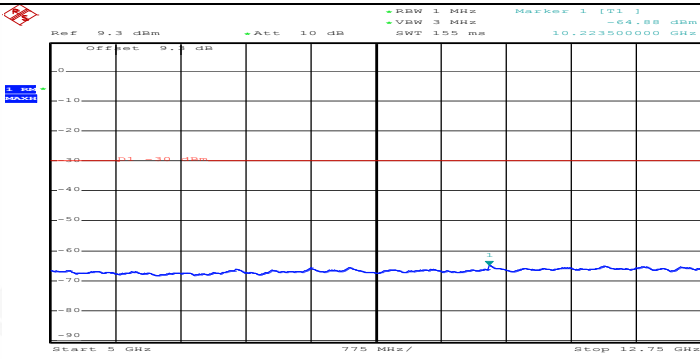
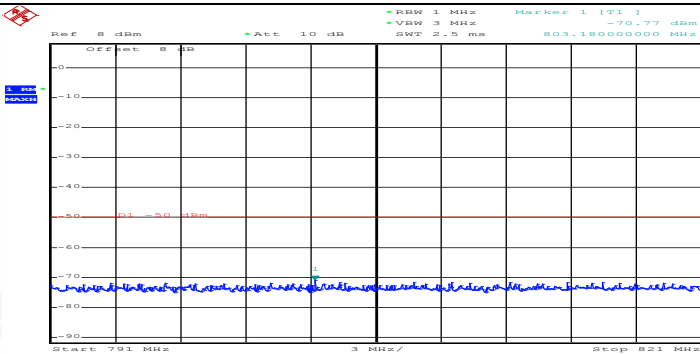
Co-existence	 <p>AAA Date: 17.OCT.2019 12:14:27</p>
Co-existence	 <p>AAA Date: 17.OCT.2019 12:14:33</p>
Co-existence	 <p>AAA Date: 17.OCT.2019 12:14:41</p>

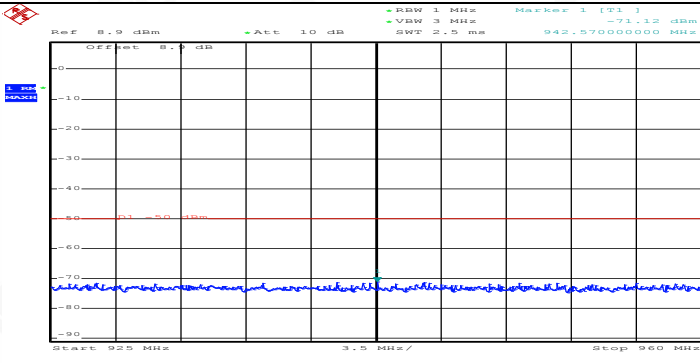
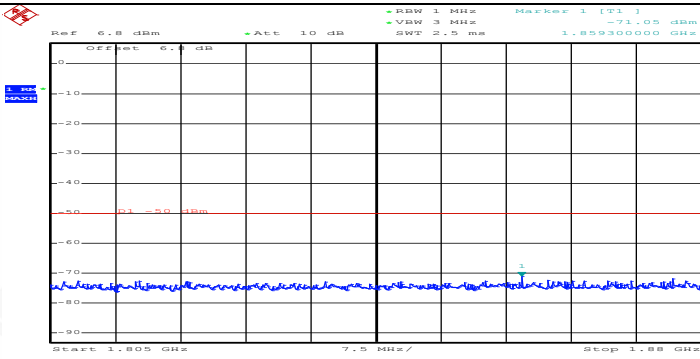
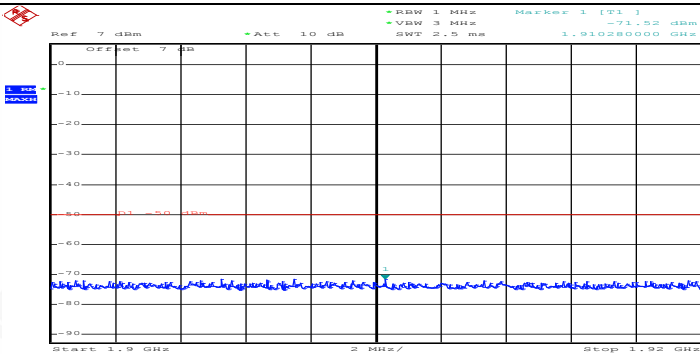


Co-existence	 <p>Ref: 9.8 dBm, Att: 10 dB, RBW: 1 MHz, VBW: 3 MHz, SWT: 20 ms, Marker 1: [T1] -64.39 dBm, 3.40500000 GHz</p> <p>AAA Date: 17.OCT.2019 12:14:47</p>
Co-existence	 <p>Ref: 8.1 dBm, Att: 10 dB, RBW: 1 MHz, VBW: 3 MHz, SWT: 20 ms, Marker 1: [T1] -66.70 dBm, 3.72120000 GHz</p> <p>AAA Date: 17.OCT.2019 12:14:54</p>
Additional	NA

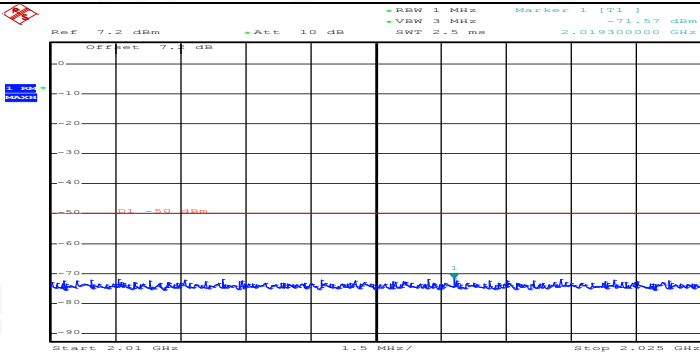
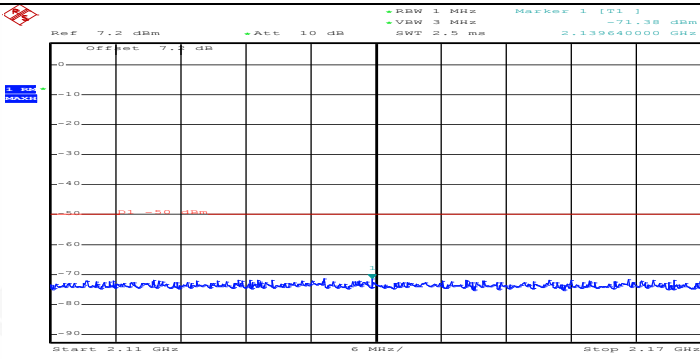
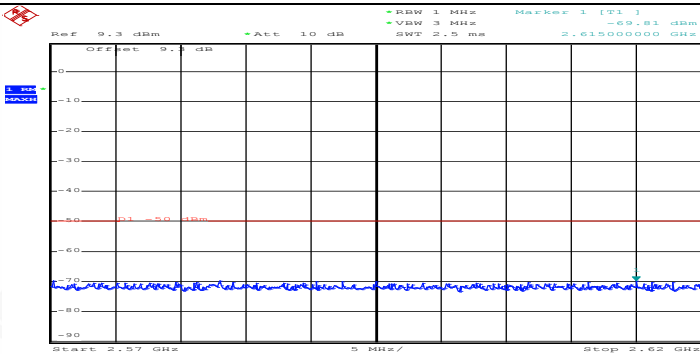
Channel Bandwidth=Lowest (5 MHz)_QPSK_LCH_FullRB#0	
General	 <p>Ref: 8.7 dBm, Att: 10 dB, RBW: 1 kHz, VBW: 3 kHz, SWT: 145 ms, Marker 1: [T1] -69.37 dBm, 10.12800000 kHz</p> <p>AAA Date: 17.OCT.2019 12:15:08</p>

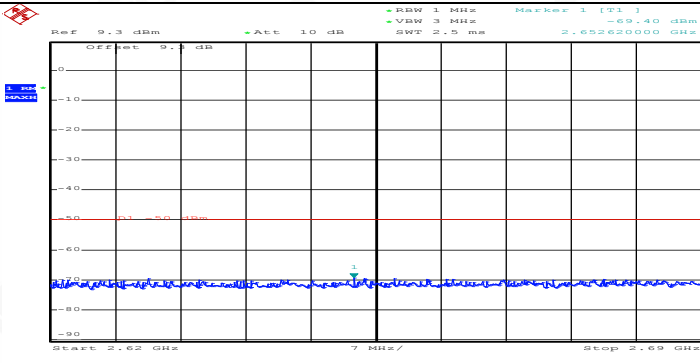
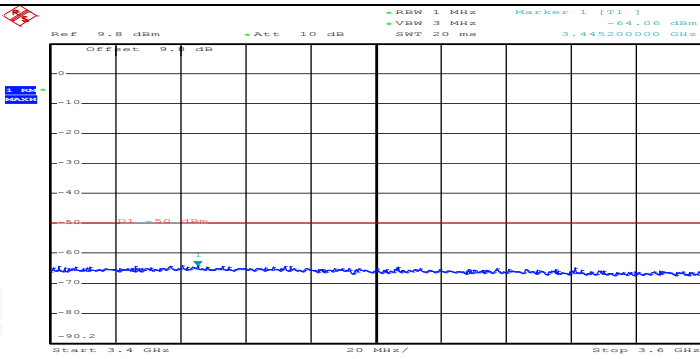
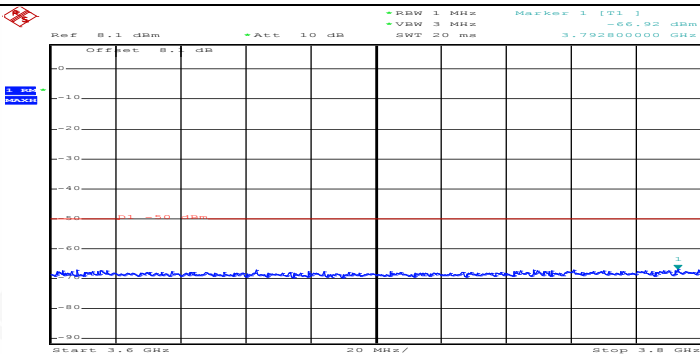
General	 <p>AAA Date: 17.OCT.2019 12:15:22</p>
General	 <p>AAA Date: 17.OCT.2019 12:15:30</p>
General	 <p>AAA Date: 17.OCT.2019 12:15:36</p>

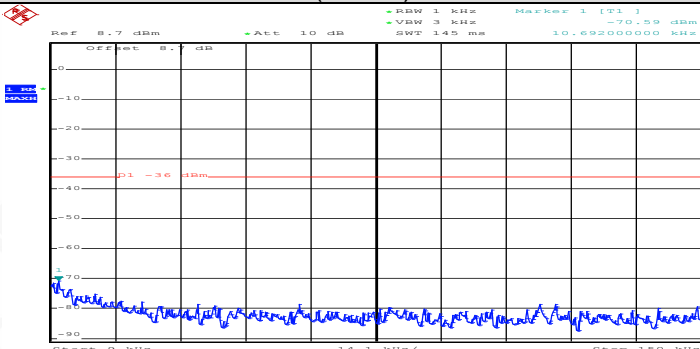
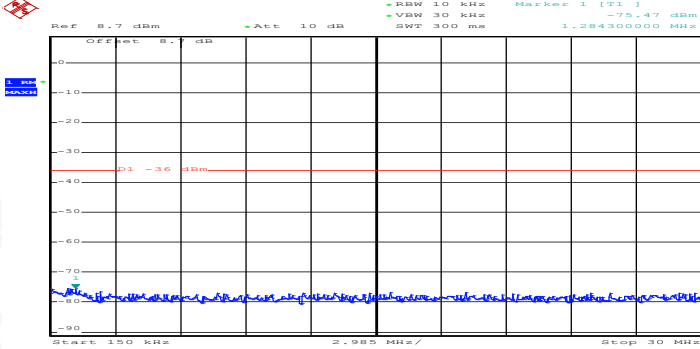
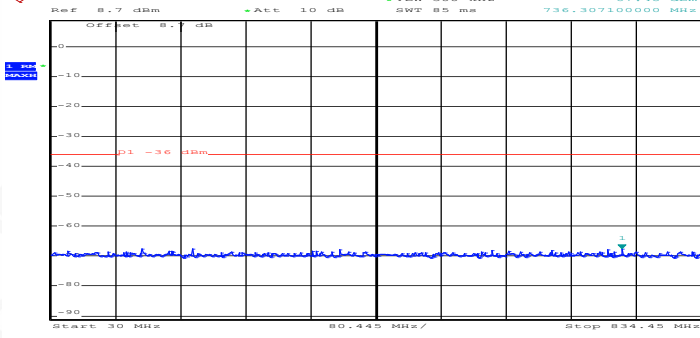
General	 <p>AAA Date: 17.OCT.2019 12:15:43</p>
General	 <p>AAA Date: 17.OCT.2019 12:15:52</p>
Co-existence	 <p>AAA Date: 17.OCT.2019 12:15:59</p>

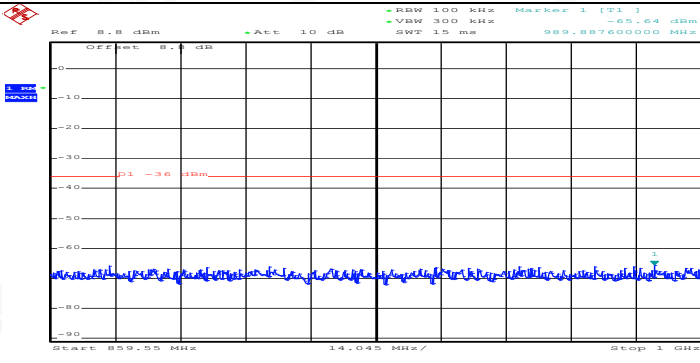
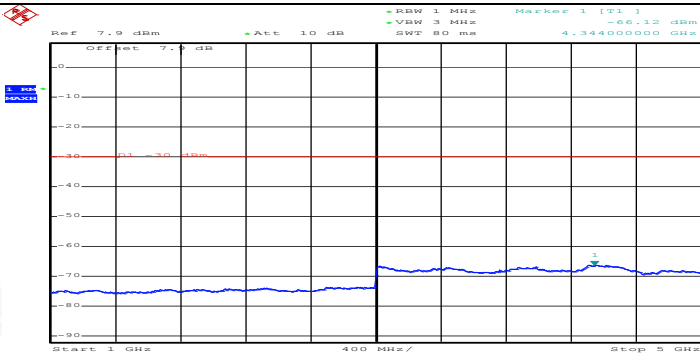
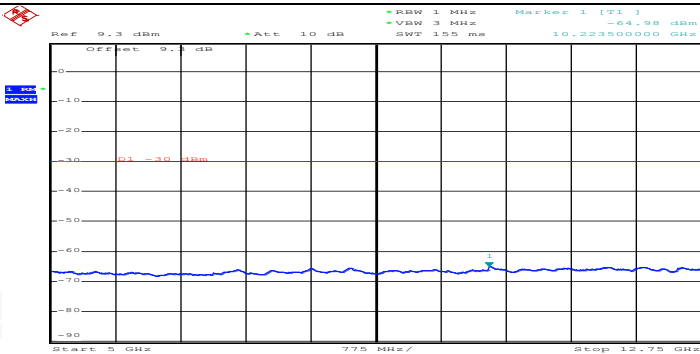
Co-existence	 <p>AAA Date: 17.OCT.2019 12:16:05</p>
Co-existence	 <p>AAA Date: 17.OCT.2019 12:16:11</p>
Co-existence	 <p>AAA Date: 17.OCT.2019 12:16:17</p>



Co-existence	 <p>AAA Date: 17.OCT.2019 12:16:23</p>
Co-existence	 <p>AAA Date: 17.OCT.2019 12:16:29</p>
Co-existence	 <p>AAA Date: 17.OCT.2019 12:16:35</p>

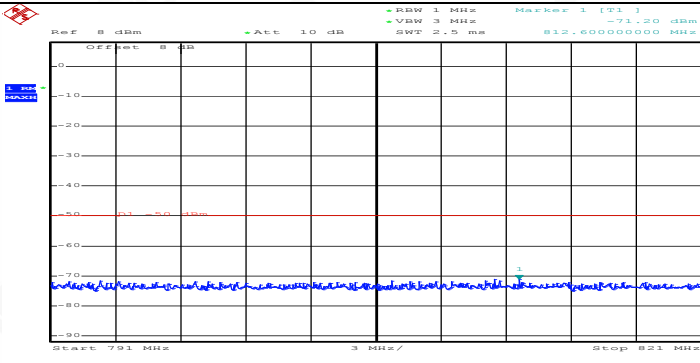
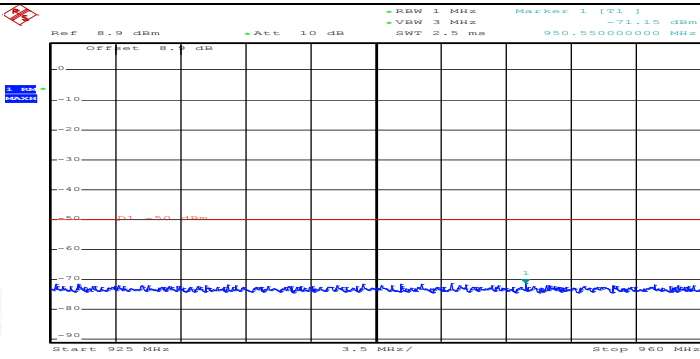
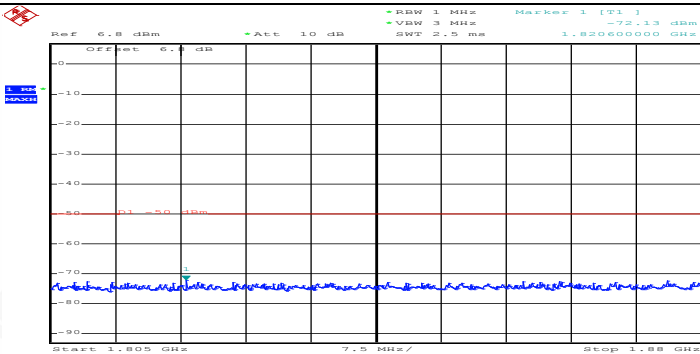
Co-existence	 <p>AAA Date: 17.OCT.2019 12:16:41</p>
Co-existence	 <p>AAA Date: 17.OCT.2019 12:16:47</p>
Co-existence	 <p>AAA Date: 17.OCT.2019 12:16:54</p>
Additional	NA

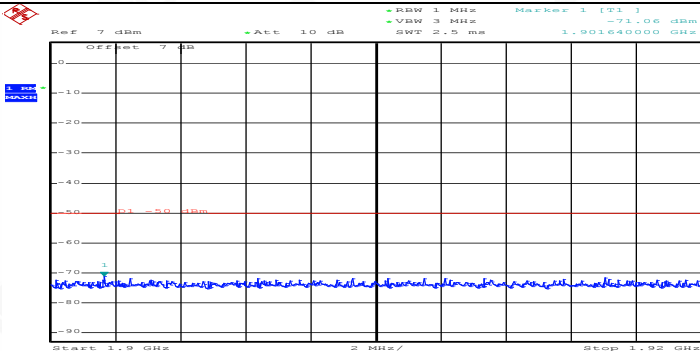
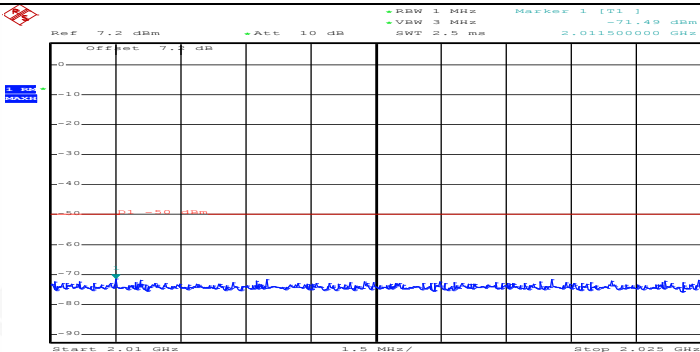
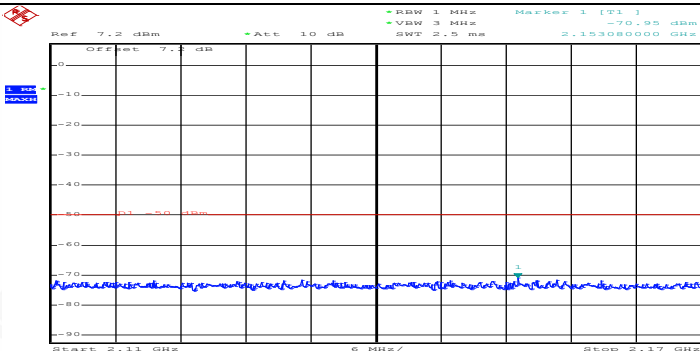
Channel Bandwidth=Lowest (5 MHz)_QPSK_MCH_1RB#0	
General	 <p>AAA Date: 17.OCT.2019 12:17:07</p>
General	 <p>AAA Date: 17.OCT.2019 12:17:19</p>
General	 <p>AAA Date: 17.OCT.2019 12:17:27</p>

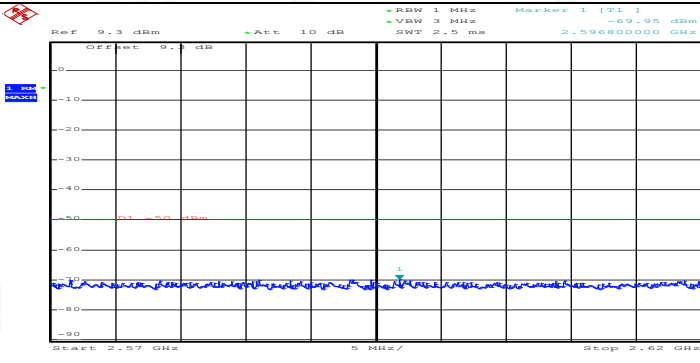
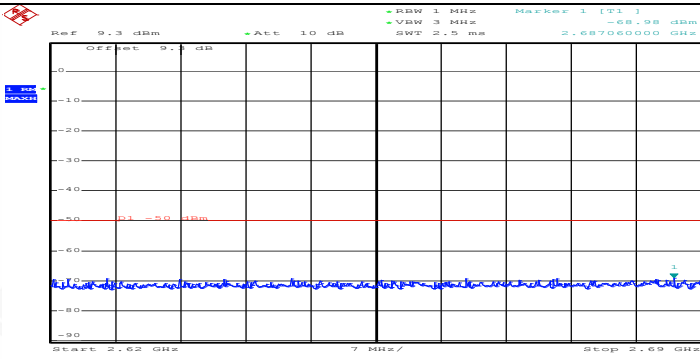
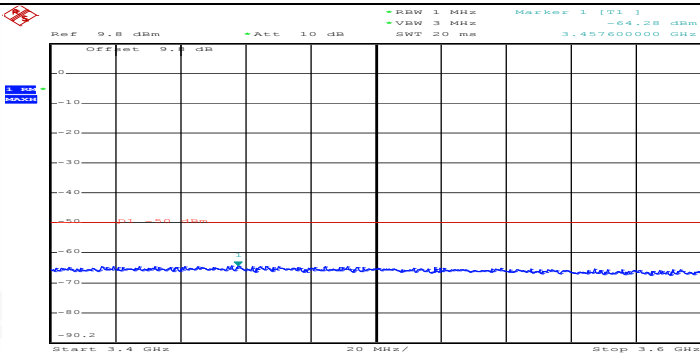
General	 <p>Ref 8.8 dBm Att 10 dB RBW 100 kHz Marker 1 (T1) -65.64 dBm VSW 300 kHz SWT 15 ms 989.887500000 MHz</p> <p>AAA Date: 17.OCT.2019 12:17:33</p>
General	 <p>Ref 7.9 dBm Att 10 dB RBW 1 MHz Marker 1 (T1) -66.12 dBm VSW 3 MHz SWT 80 ms 4.344000000 GHz</p> <p>AAA Date: 17.OCT.2019 12:17:41</p>
General	 <p>Ref 9.3 dBm Att 10 dB RBW 1 MHz Marker 1 (T1) -64.98 dBm VSW 3 MHz SWT 155 ms 10.223500000 GHz</p> <p>AAA Date: 17.OCT.2019 12:17:50</p>

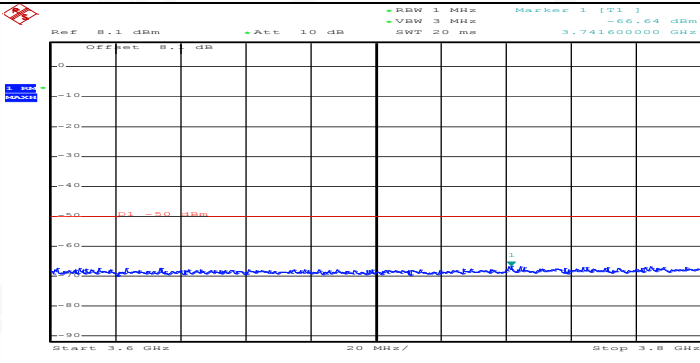


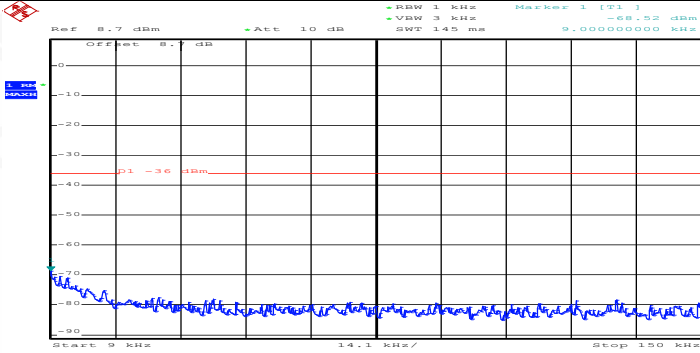
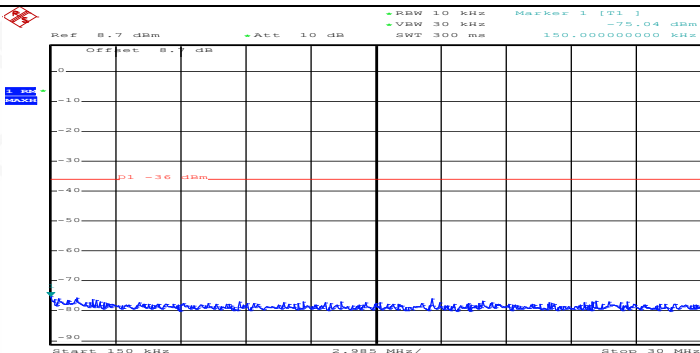


Co-existence	 <p>AAA Date: 17.OCT.2019 12:17:56</p>
Co-existence	 <p>AAA Date: 17.OCT.2019 12:18:02</p>
Co-existence	 <p>AAA Date: 17.OCT.2019 12:18:08</p>

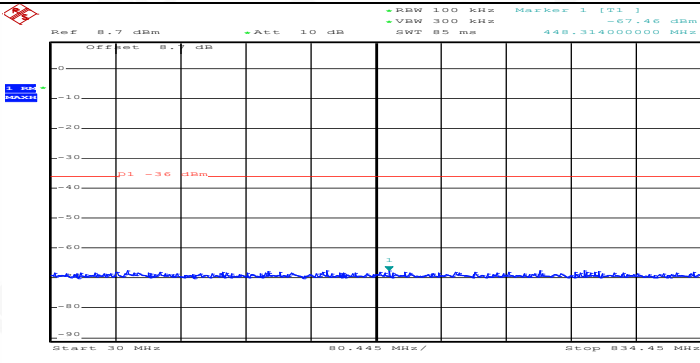
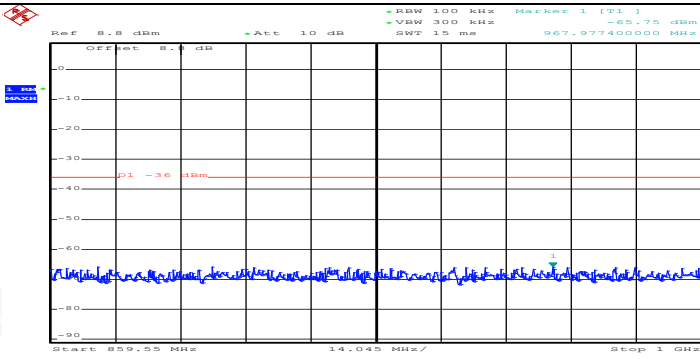
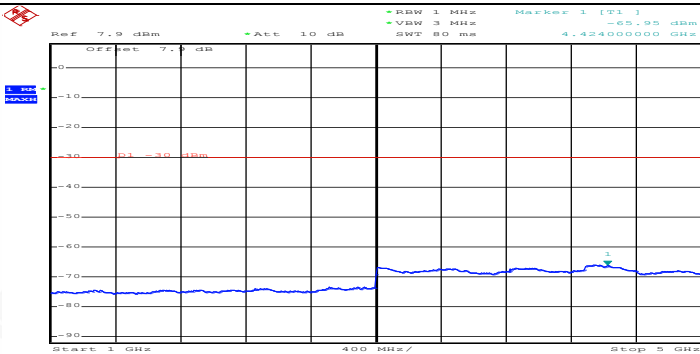
Co-existence	 <p>AAA Date: 17.OCT.2019 12:18:14</p>
Co-existence	 <p>AAA Date: 17.OCT.2019 12:18:20</p>
Co-existence	 <p>AAA Date: 17.OCT.2019 12:18:26</p>

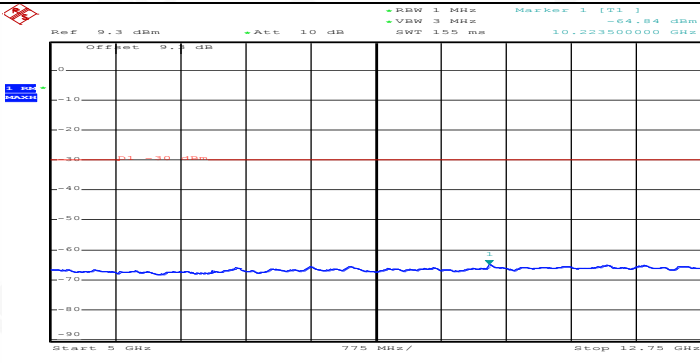
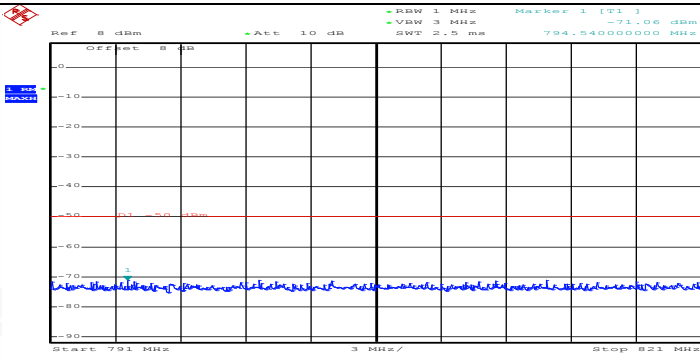
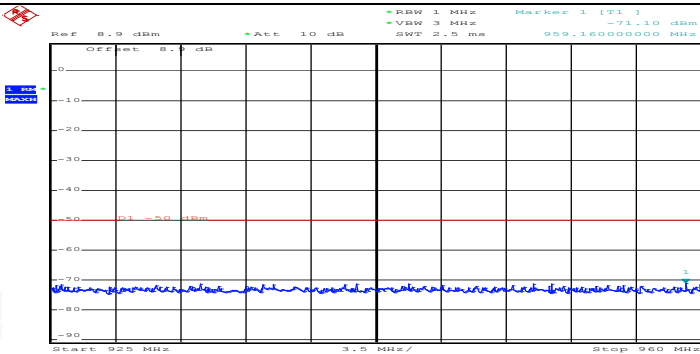
Co-existence	 <p>AAA Date: 17.OCT.2019 12:18:32</p>
Co-existence	 <p>AAA Date: 17.OCT.2019 12:18:39</p>
Co-existence	 <p>AAA Date: 17.OCT.2019 12:18:45</p>

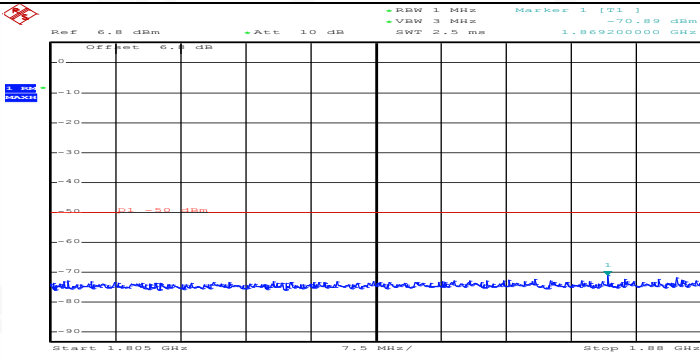
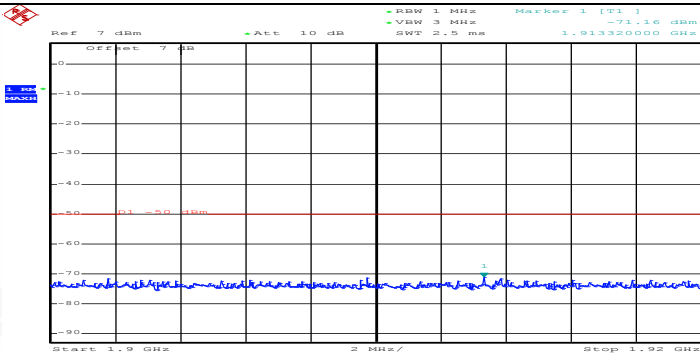
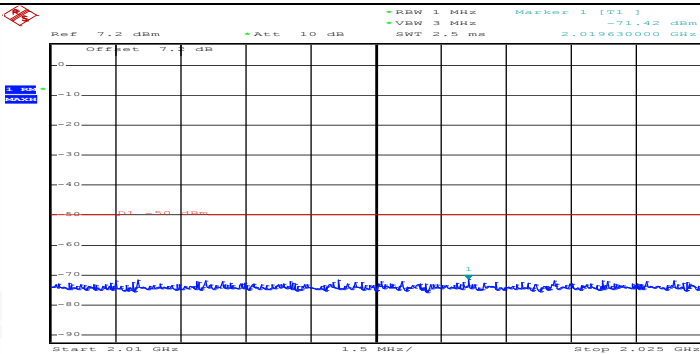
Co-existence	 <p>AAA Date: 17.OCT.2019 12:18:51</p>
Additional	NA

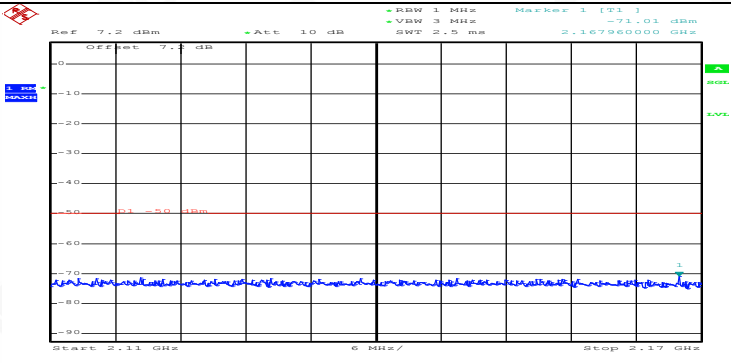
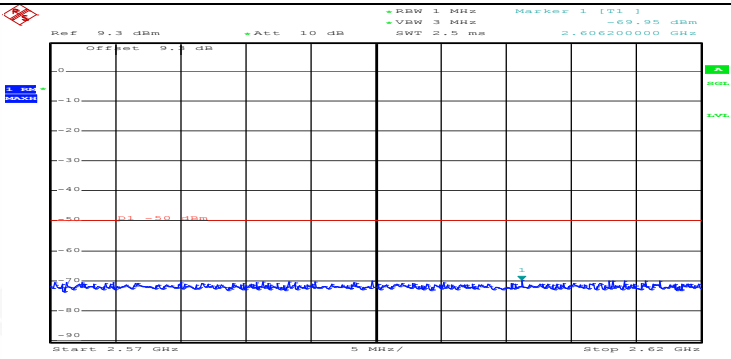
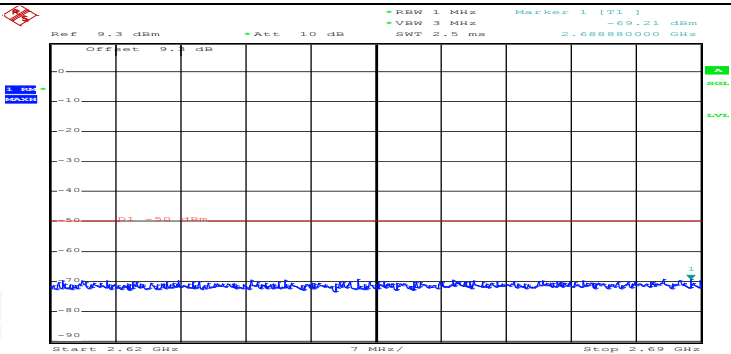
Channel Bandwidth=Lowest (5 MHz)_QPSK_MCH_1RB#max	
General	 <p>AAA Date: 17.OCT.2019 12:19:05</p>
General	 <p>AAA Date: 17.OCT.2019 12:19:19</p>



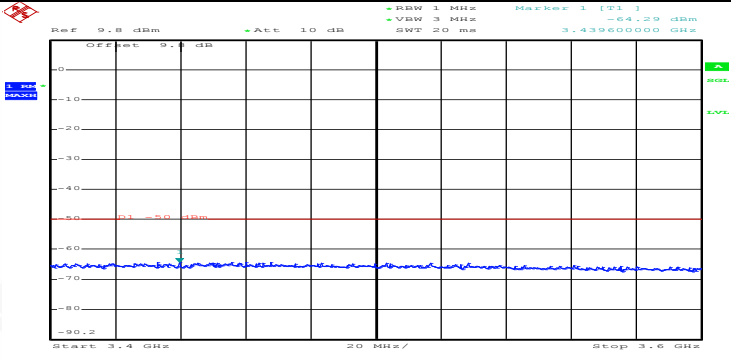
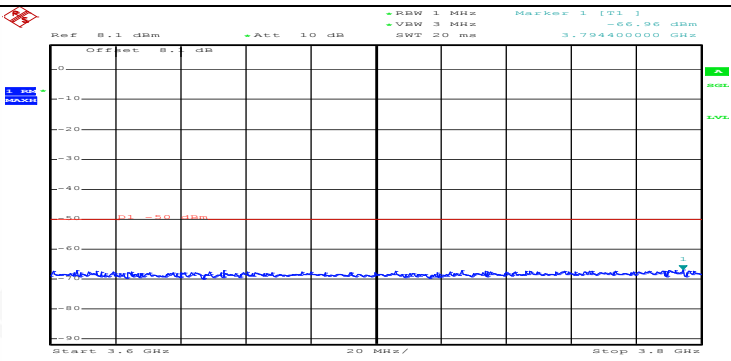
General	 <p>AAA Date: 17.OCT.2019 12:19:33</p>
General	 <p>AAA Date: 17.OCT.2019 12:19:39</p>
General	 <p>AAA Date: 17.OCT.2019 12:19:48</p>

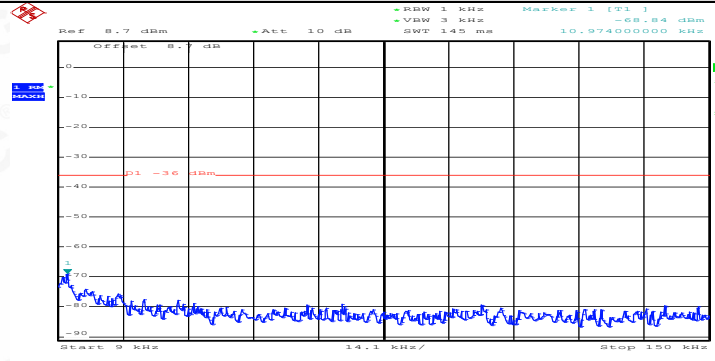
General	 <p>AAA Date: 17.OCT.2019 12:20:06</p>
Co-existence	 <p>AAA Date: 17.OCT.2019 12:20:13</p>
Co-existence	 <p>AAA Date: 17.OCT.2019 12:20:20</p>

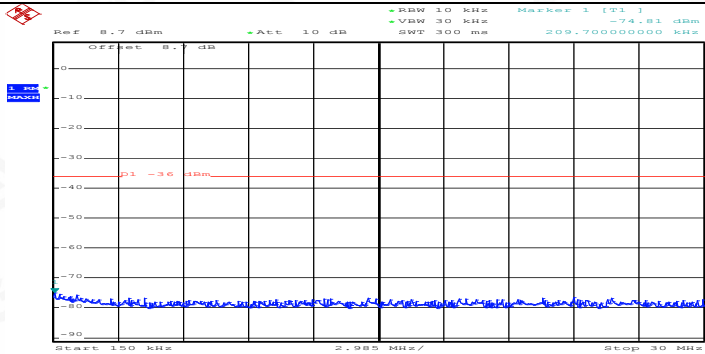
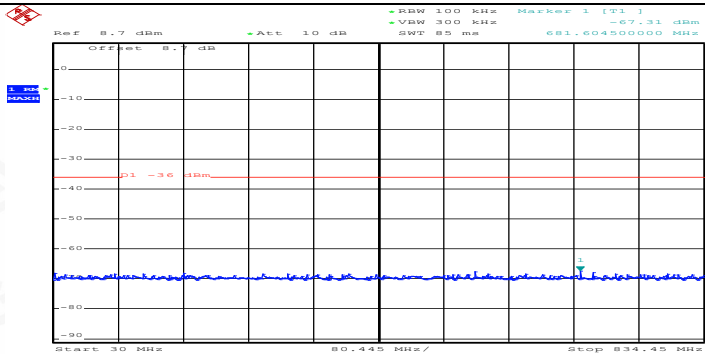
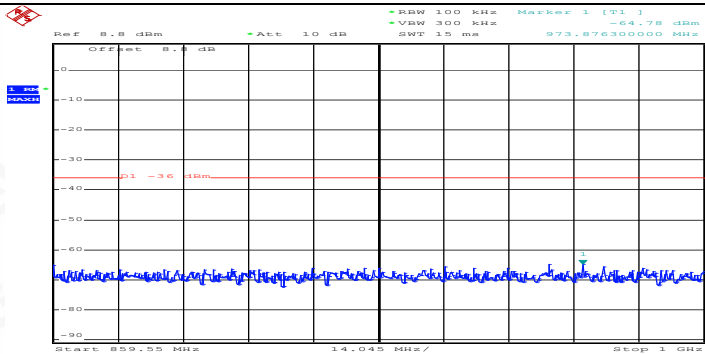
Co-existence	 <p>AAA Date: 17.OCT.2019 12:20:26</p>
Co-existence	 <p>AAA Date: 17.OCT.2019 12:20:33</p>
Co-existence	 <p>AAA Date: 17.OCT.2019 12:20:40</p>

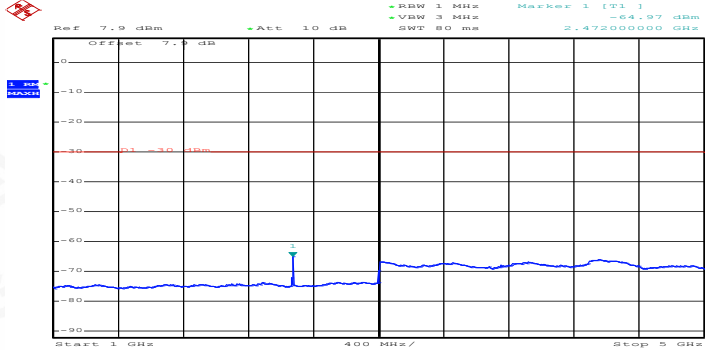
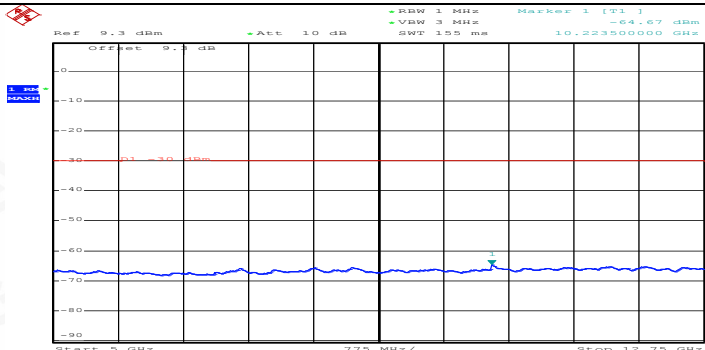
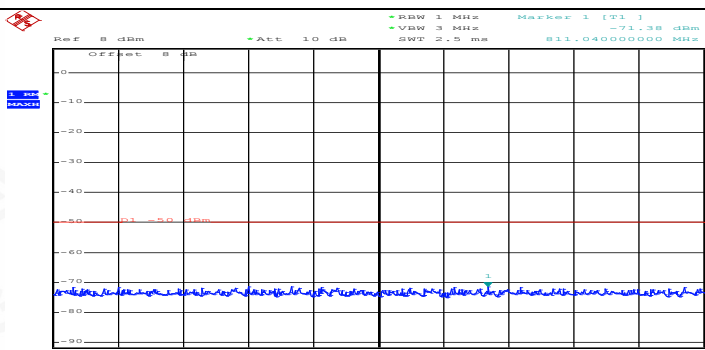
Co-existence	 <p>AAA Date: 17.OCT.2019 12:20:47</p>
Co-existence	 <p>AAA Date: 17.OCT.2019 12:20:53</p>
Co-existence	 <p>AAA Date: 17.OCT.2019 12:21:00</p>

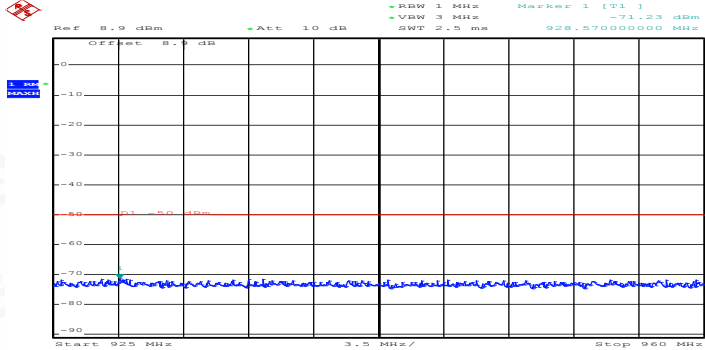
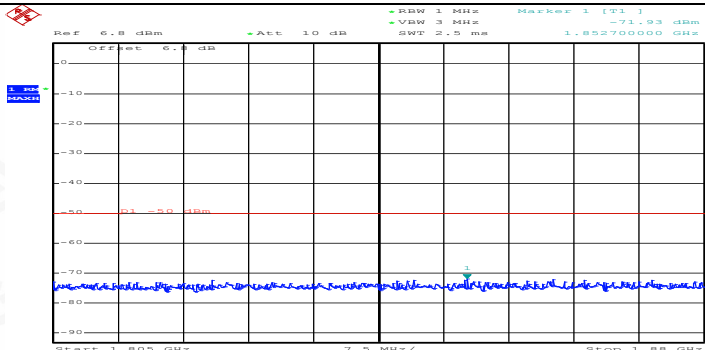
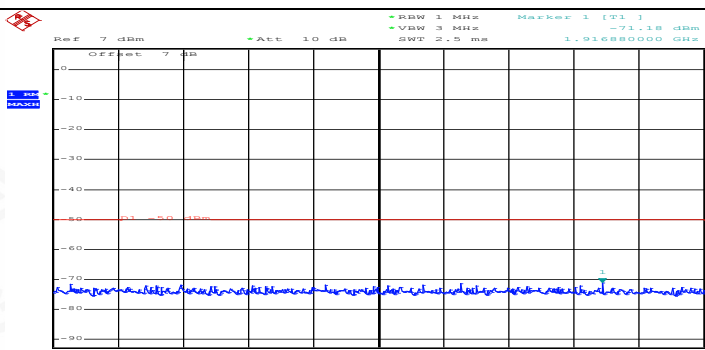


Co-existence	 <p>AAA Date: 17.OCT.2019 12:21:07</p>
Co-existence	 <p>AAA Date: 17.OCT.2019 12:21:14</p>
Additional	NA

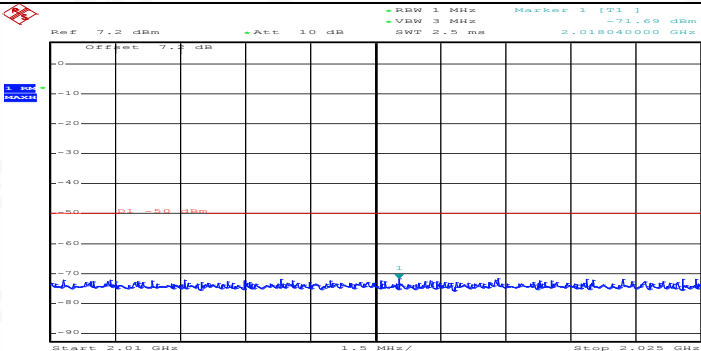
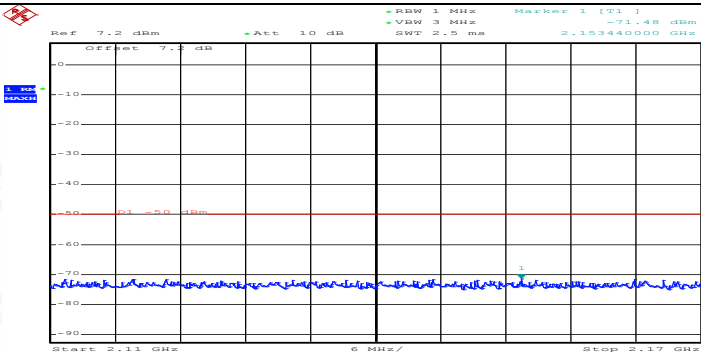
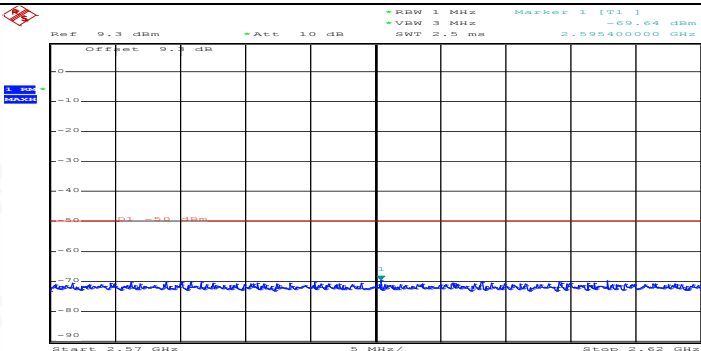
Channel Bandwidth=Lowest (5 MHz)_QPSK_MCH_FullRB#0	
General	 <p>AAA Date: 17.OCT.2019 12:21:34</p>

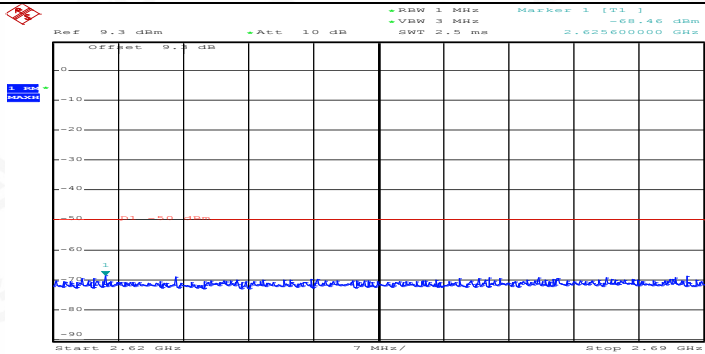
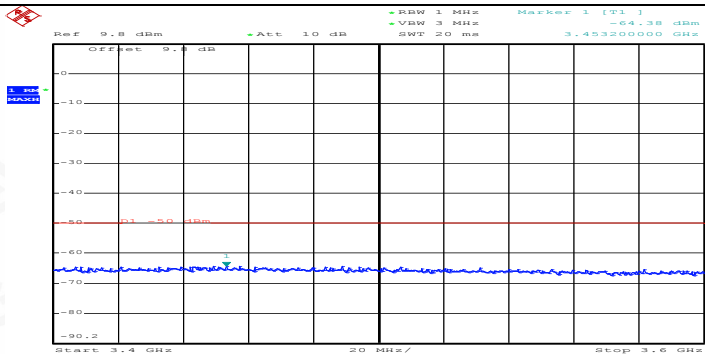
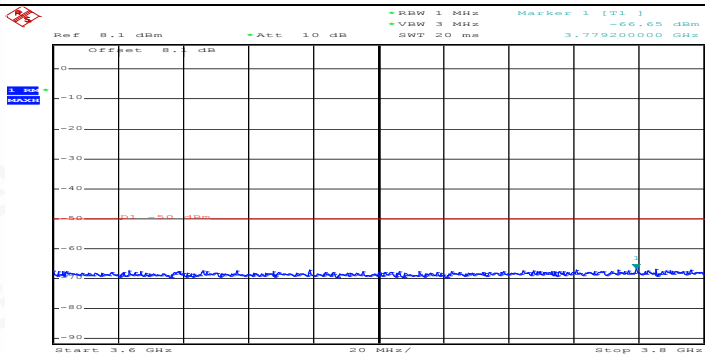
General	 <p>Ref: 8.7 dBm Att: 10 dB RBW: 10 kHz Marker: 1 [T1] -74.81 dBm VSW: 30 kHz SWT: 300 ms 209.70000000 MHz</p> <p>Offset: 8.7 dB</p> <p>Start: 150 kHz 2.985 MHz/ Stop: 30 MHz</p> <p>AAA Date: 17.OCT.2019 12:21:46</p>
General	 <p>Ref: 8.7 dBm Att: 10 dB RBW: 100 kHz Marker: 1 [T1] -67.31 dBm VSW: 300 kHz SWT: 85 ms 681.60450000 MHz</p> <p>Offset: 8.7 dB</p> <p>Start: 30 MHz 80.445 MHz/ Stop: 834.45 MHz</p> <p>AAA Date: 17.OCT.2019 12:21:54</p>
General	 <p>Ref: 8.8 dBm Att: 10 dB RBW: 100 kHz Marker: 1 [T1] -64.78 dBm VSW: 300 kHz SWT: 15 ms 973.87630000 MHz</p> <p>Offset: 8.8 dB</p> <p>Start: 859.55 MHz 14.045 MHz/ Stop: 1 GHz</p> <p>AAA Date: 17.OCT.2019 12:22:01</p>

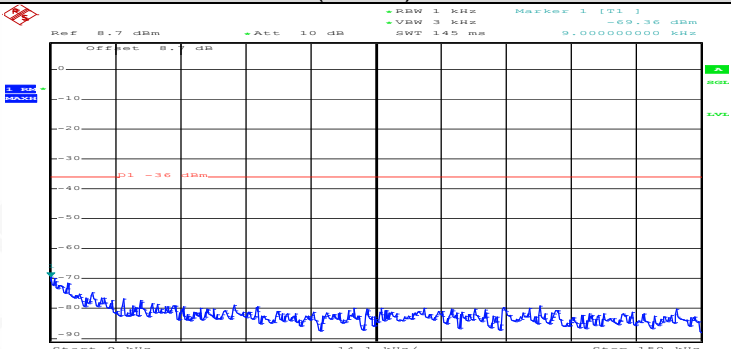
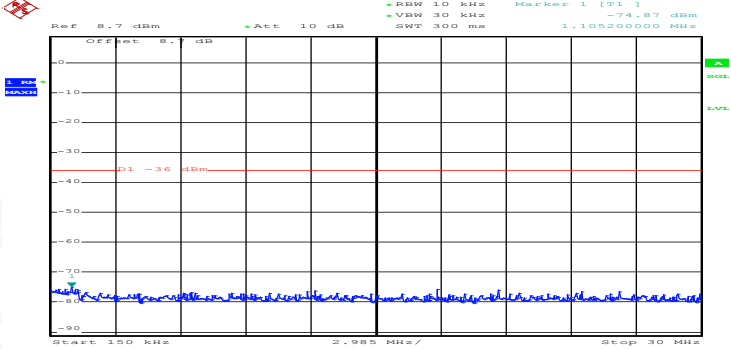
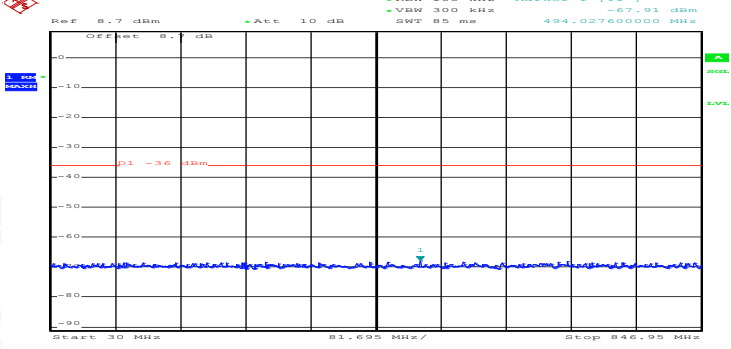
General	 <p>Ref: 7.9 dBm, Offset: 7.9 dB, Att: 10 dB, RBW: 1 MHz, VBW: 3 MHz, SWT: 80 ms, Marker 1: [T1] -64.97 dBm, 2.472000000 GHz</p> <p>AAA Date: 17.OCT.2019 12:22:09</p>
General	 <p>Ref: 9.3 dBm, Offset: 9.3 dB, Att: 10 dB, RBW: 1 MHz, VBW: 3 MHz, SWT: 155 ms, Marker 1: [T1] -71.38 dBm, 10.233500000 GHz</p> <p>AAA Date: 17.OCT.2019 12:22:18</p>
Co-existence	 <p>Ref: 8 dBm, Offset: 8 dB, Att: 10 dB, RBW: 1 MHz, VBW: 3 MHz, SWT: 2.5 ms, Marker 1: [T1] -71.38 dBm, 811.040000000 MHz</p> <p>AAA Date: 17.OCT.2019 12:22:24</p>

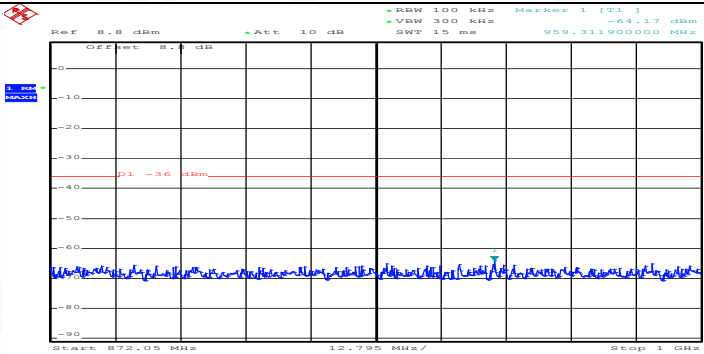
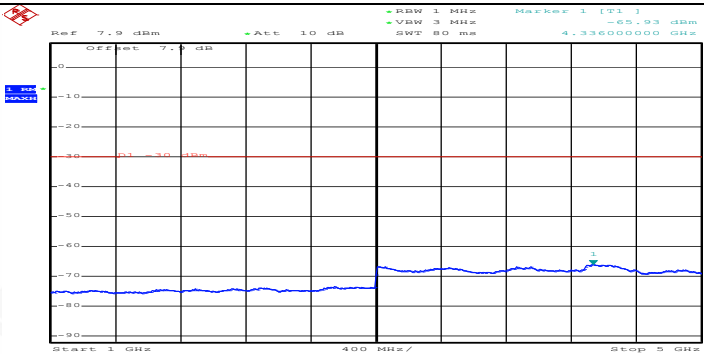
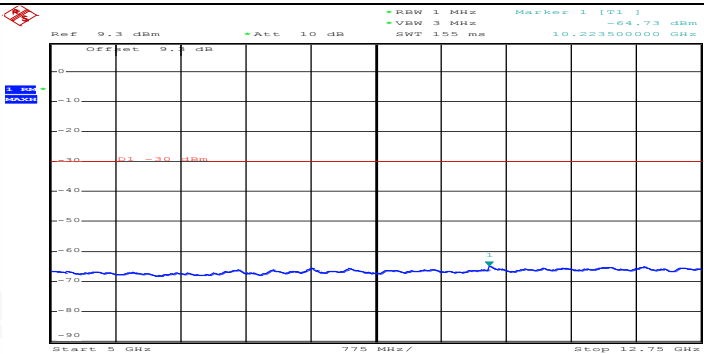
Co-existence	 <p>AAA Date: 17.OCT.2019 12:22:30</p>
Co-existence	 <p>AAA Date: 17.OCT.2019 12:22:36</p>
Co-existence	 <p>AAA Date: 17.OCT.2019 12:22:43</p>



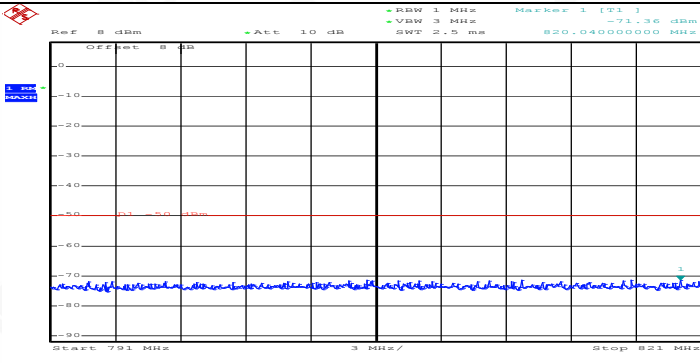
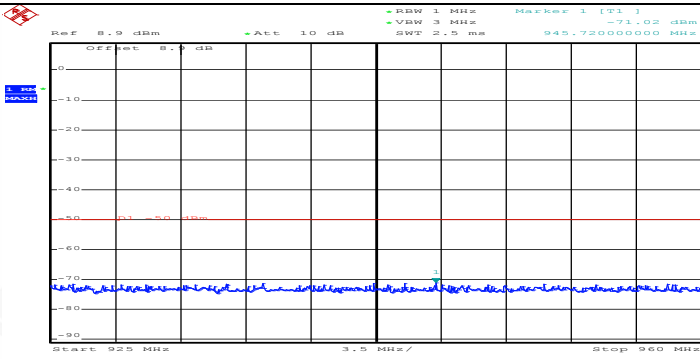
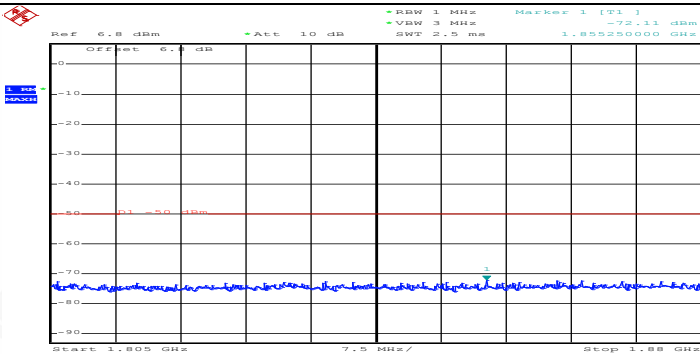
Co-existence	 <p>AAA Date: 17.OCT.2019 12:22:49</p>
Co-existence	 <p>AAA Date: 17.OCT.2019 12:22:55</p>
Co-existence	 <p>AAA Date: 17.OCT.2019 12:23:02</p>

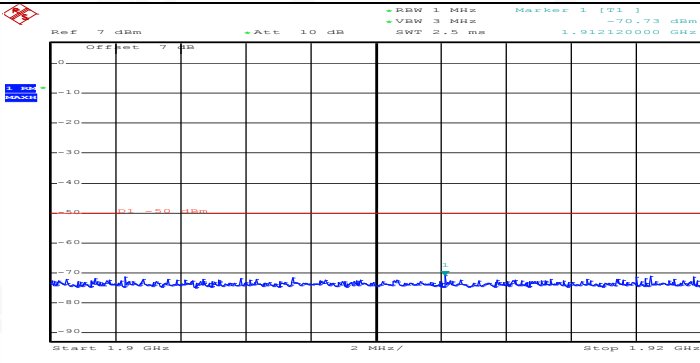
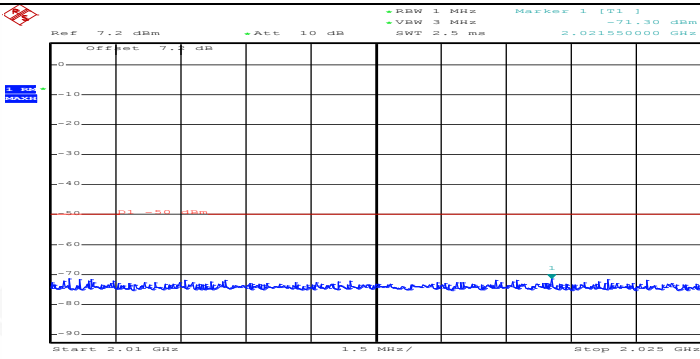
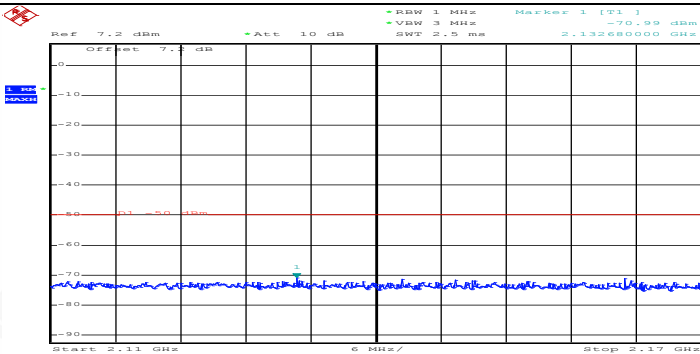
Co-existence	 <p>AAA Date: 17.OCT.2019 12:23:08</p>
Co-existence	 <p>AAA Date: 17.OCT.2019 12:23:14</p>
Co-existence	 <p>AAA Date: 17.OCT.2019 12:23:21</p>
Additional	NA

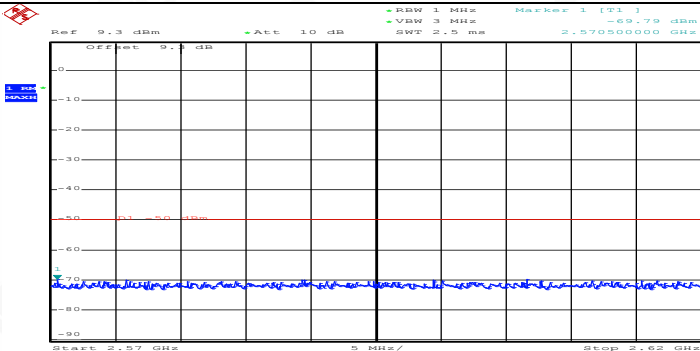
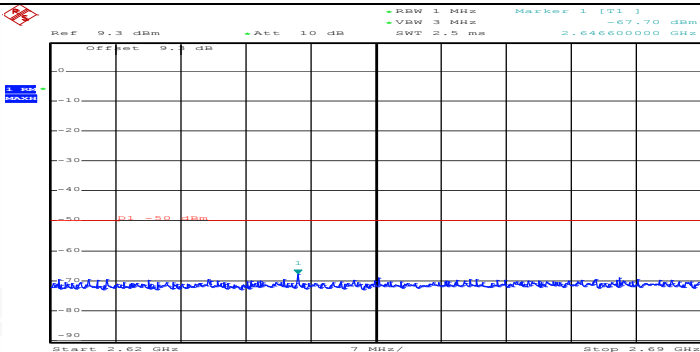
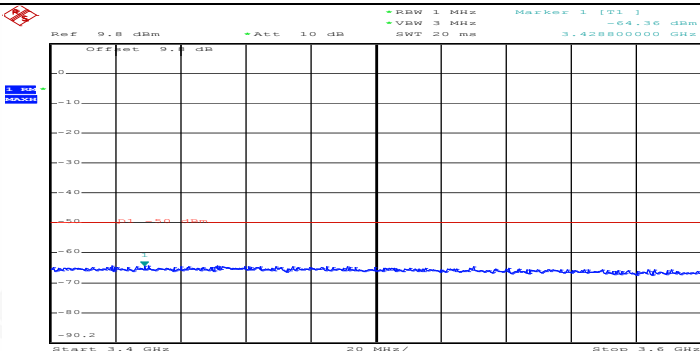
Channel Bandwidth=Lowest (5 MHz)_QPSK_HCH_1RB#0	
General	 <p>Ref: 8.7 dBm Att: 10 dB RBW: 1 kHz VSW: 3 kHz SWT: 145 ms Marker: 1 [T1] -69.36 dBm</p> <p>Start: 9 kHz Stop: 150 kHz</p> <p>AAA Date: 17.OCT.2019 12:23:34</p>
General	 <p>Ref: 8.7 dBm Att: 10 dB RBW: 10 kHz VSW: 30 kHz SWT: 300 ms Marker: 1 [T1] -74.87 dBm</p> <p>Start: 150 kHz Stop: 30 MHz</p> <p>AAA Date: 17.OCT.2019 12:23:47</p>
General	 <p>Ref: 8.7 dBm Att: 10 dB RBW: 100 kHz VSW: 300 kHz SWT: 85 ms Marker: 1 [T1] 494.02760000 MHz</p> <p>Start: 30 MHz Stop: 846.95 MHz</p> <p>AAA Date: 17.OCT.2019 12:23:55</p>

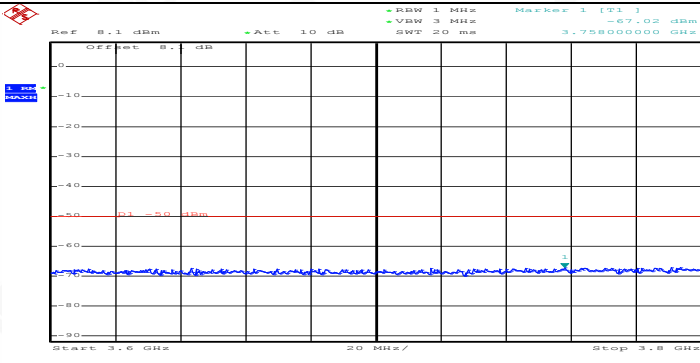
General	 <p>AAA Date: 17.OCT.2019 12:24:01</p>
General	 <p>AAA Date: 17.OCT.2019 12:24:09</p>
General	 <p>AAA Date: 17.OCT.2019 12:24:18</p>

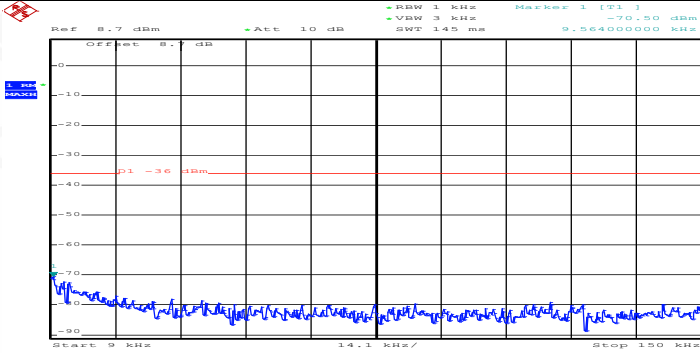
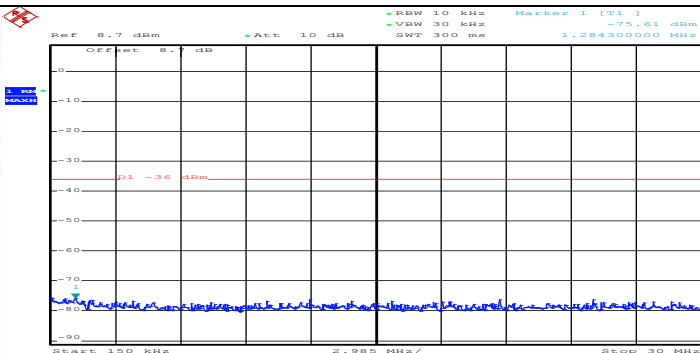


Co-existence	 <p>AAA Date: 17.OCT.2019 12:24:24</p>
Co-existence	 <p>AAA Date: 17.OCT.2019 12:24:30</p>
Co-existence	 <p>AAA Date: 17.OCT.2019 12:24:37</p>

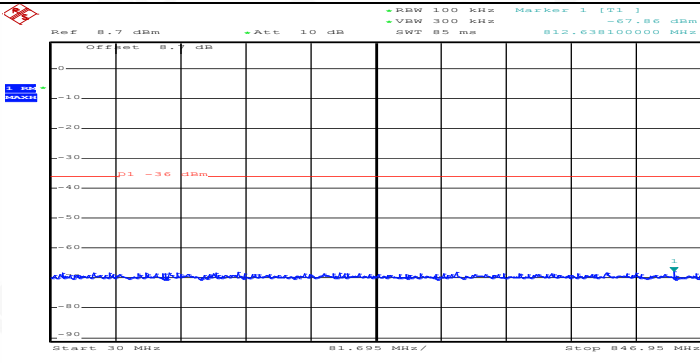
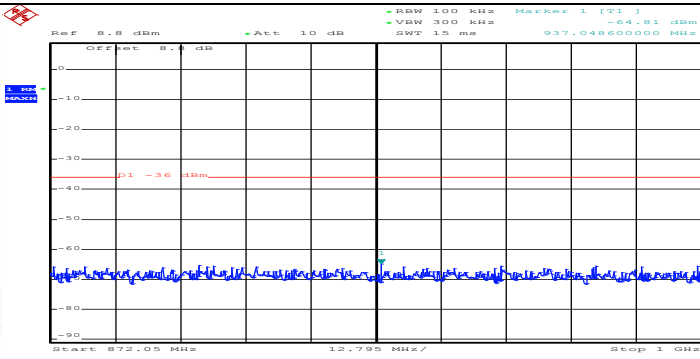
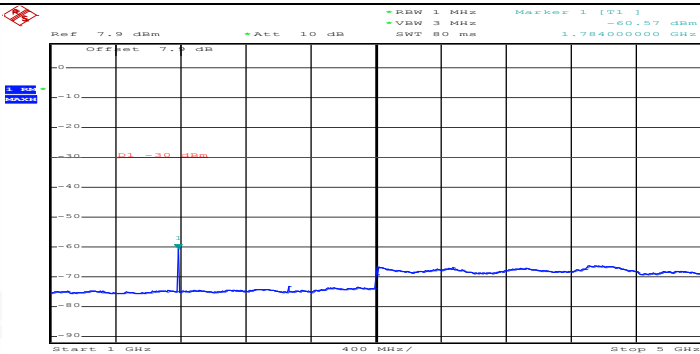
Co-existence	 <p>AAA Date: 17.OCT.2019 12:24:43</p>
Co-existence	 <p>AAA Date: 17.OCT.2019 12:24:49</p>
Co-existence	 <p>AAA Date: 17.OCT.2019 12:24:55</p>

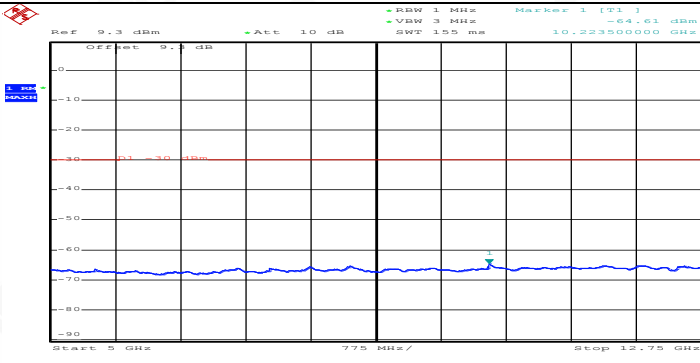
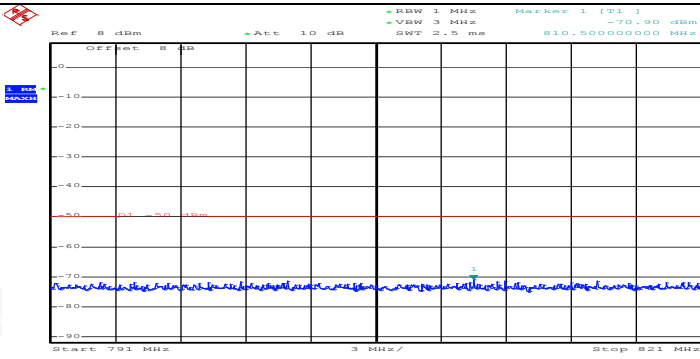
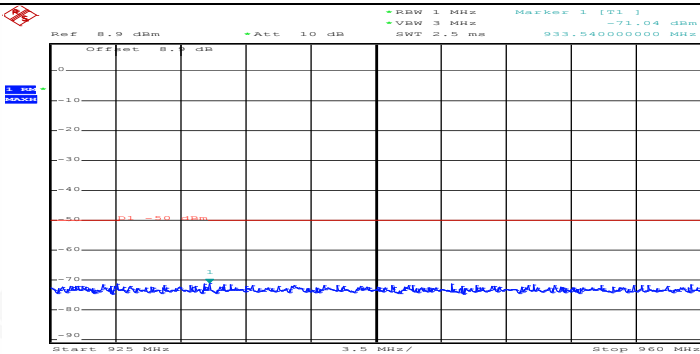
Co-existence	 <p>AAA Date: 17.OCT.2019 12:25:02</p>
Co-existence	 <p>AAA Date: 17.OCT.2019 12:25:08</p>
Co-existence	 <p>AAA Date: 17.OCT.2019 12:25:14</p>

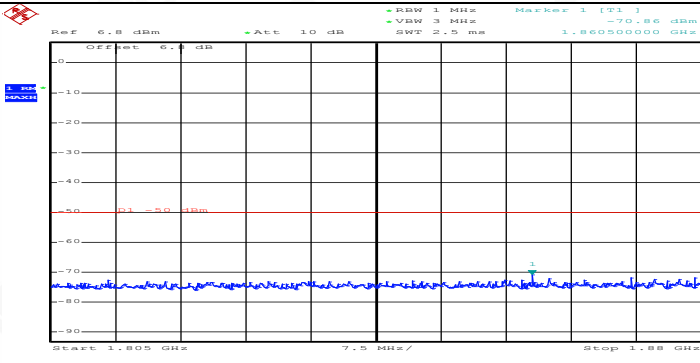
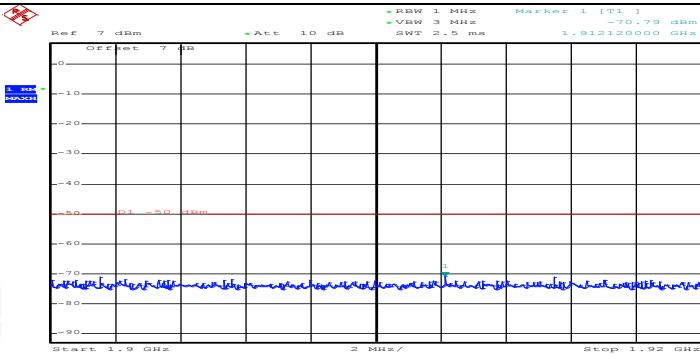
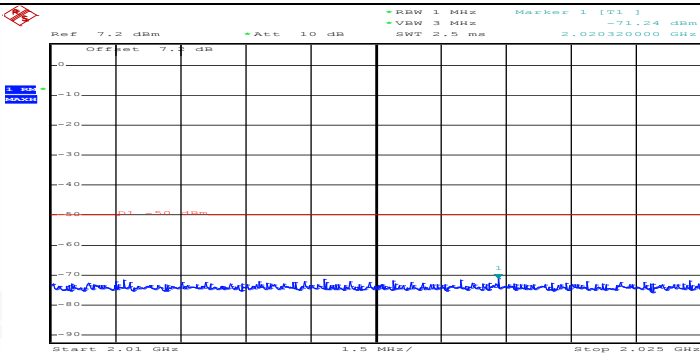
Co-existence	 <p>AAA Date: 17.OCT.2019 12:25:21</p>
Additional	NA

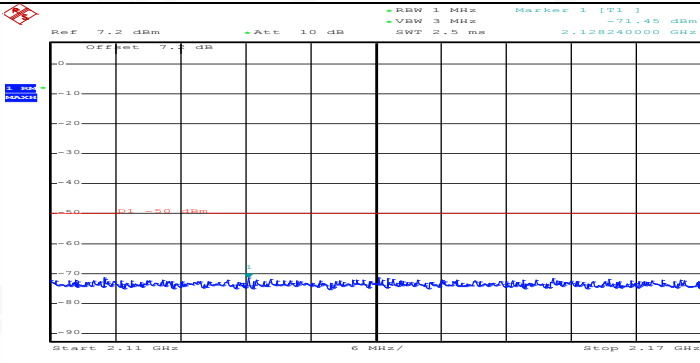
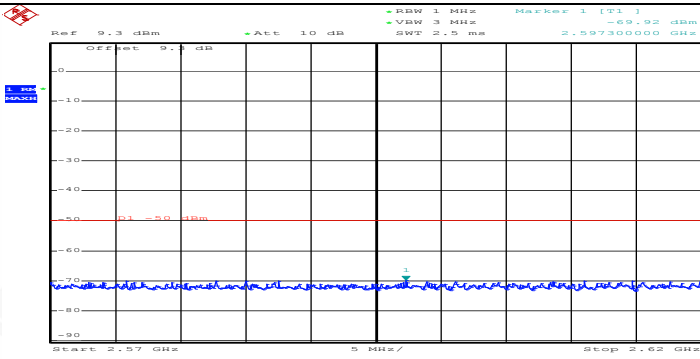
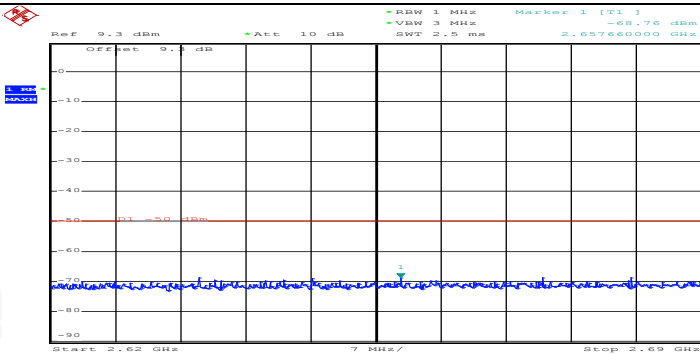
Channel Bandwidth=Lowest (5 MHz)_QPSK_HCH_1RB#max	
General	 <p>AAA Date: 17.OCT.2019 12:25:30</p>
General	 <p>AAA Date: 17.OCT.2019 12:25:43</p>



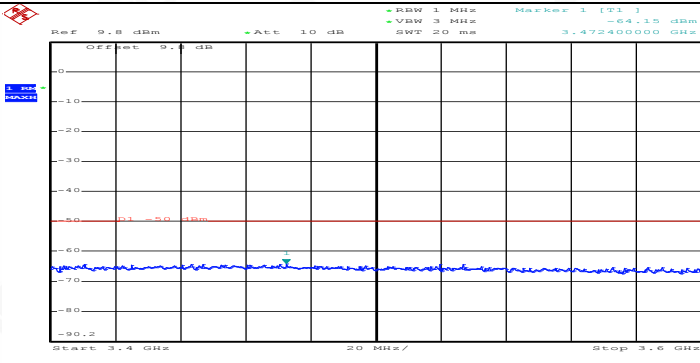
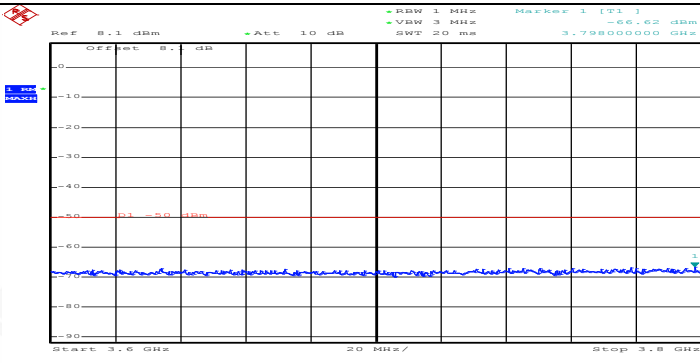
General	 <p>AAA Date: 17.OCT.2019 12:25:51</p>
General	 <p>AAA Date: 17.OCT.2019 12:25:57</p>
General	 <p>AAA Date: 17.OCT.2019 12:26:05</p>

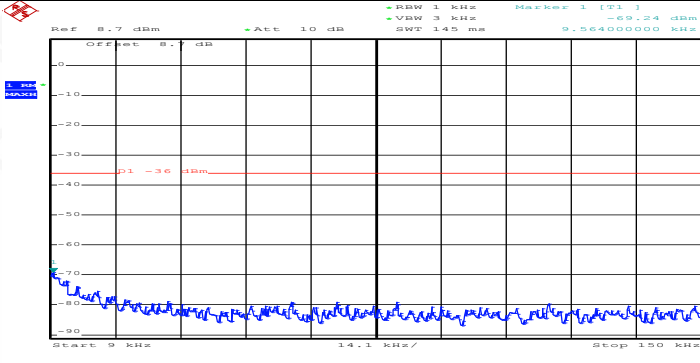
General	 <p>AAA Date: 17.OCT.2019 12:26:14</p>
Co-existence	 <p>AAA Date: 17.OCT.2019 12:26:21</p>
Co-existence	 <p>AAA Date: 17.OCT.2019 12:26:27</p>

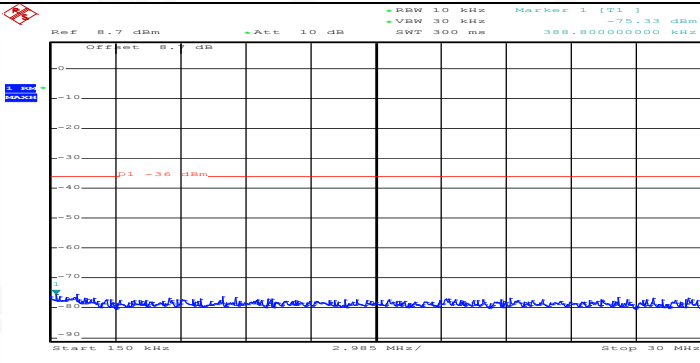
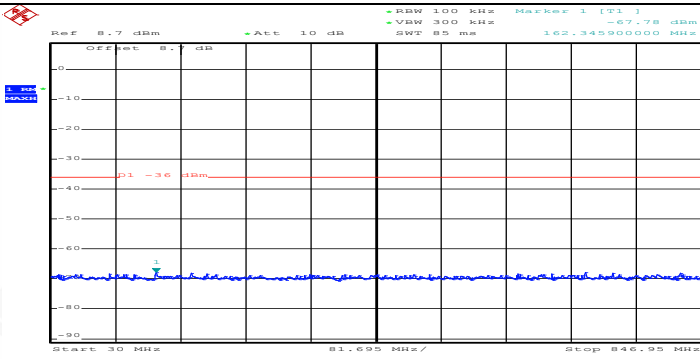
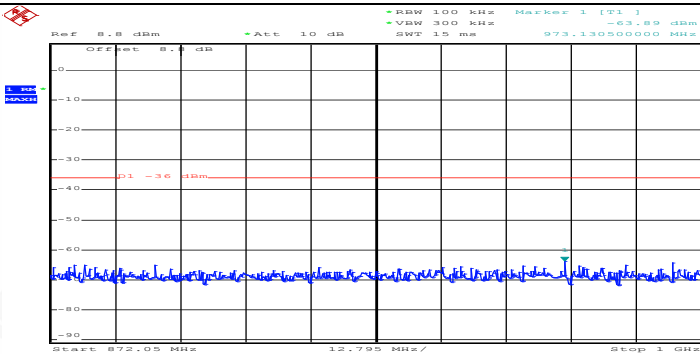
Co-existence	 <p>AAA Date: 17.OCT.2019 12:26:33</p>
Co-existence	 <p>AAA Date: 17.OCT.2019 12:26:39</p>
Co-existence	 <p>AAA Date: 17.OCT.2019 12:26:45</p>

Co-existence	 <p>AAA Date: 17.OCT.2019 12:26:52</p>
Co-existence	 <p>AAA Date: 17.OCT.2019 12:26:58</p>
Co-existence	 <p>AAA Date: 17.OCT.2019 12:27:04</p>

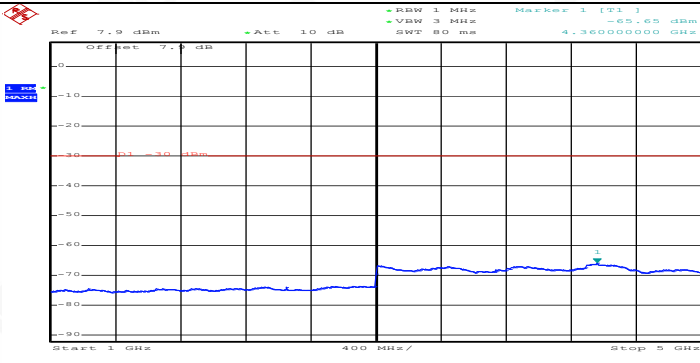
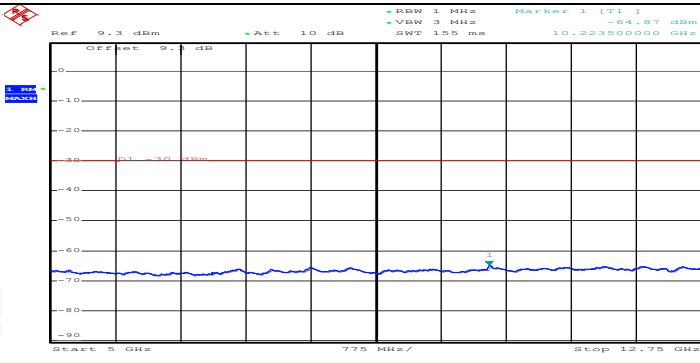
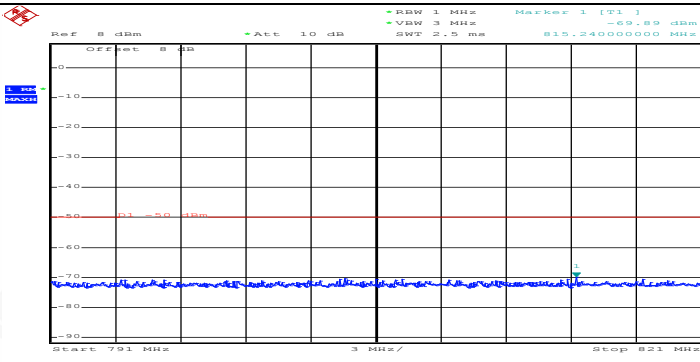


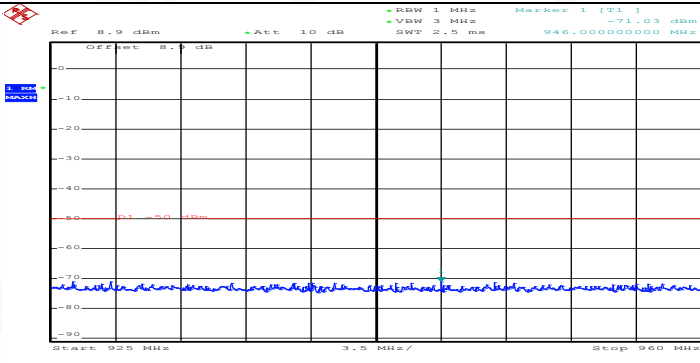
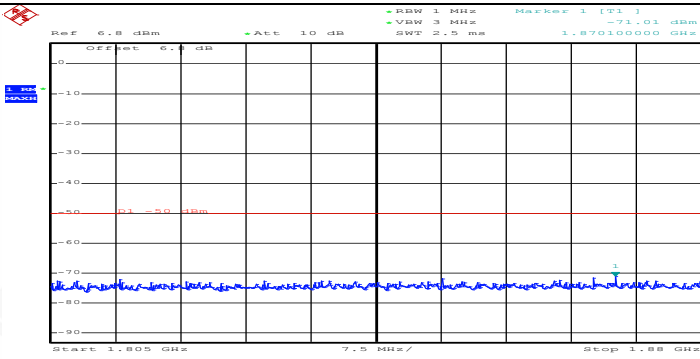
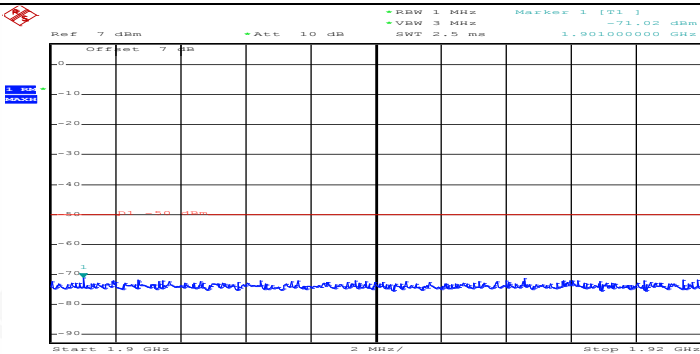
Co-existence	 <p>AAA Date: 17.OCT.2019 12:27:10</p>
Co-existence	 <p>AAA Date: 17.OCT.2019 12:27:17</p>
Additional	NA

Channel Bandwidth=Lowest (5 MHz)_QPSK_HCH_FullRB#0	
General	 <p>AAA Date: 17.OCT.2019 12:27:31</p>

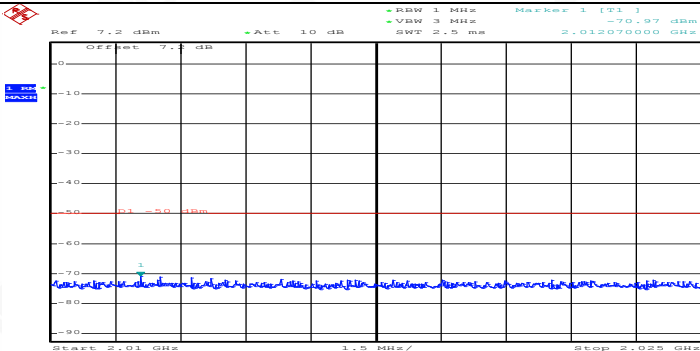
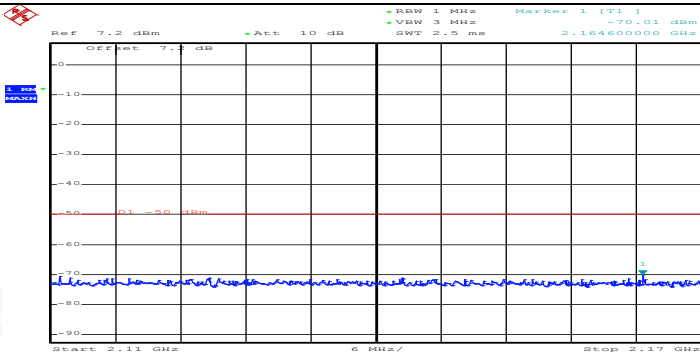
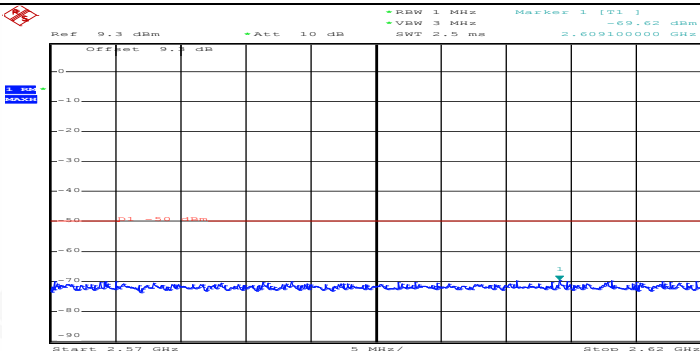
General	 <p>Ref: 8.7 dBm Att: 10 dB RBW: 10 kHz Marker 1 (T1): -75.33 dBm VSW: 30 kHz SWT: 300 ms 388.80000000 MHz</p> <p>Start: 150 kHz 2.985 MHz/ Stop: 30 MHz</p> <p>AAA Date: 17.OCT.2019 12:27:44</p>
General	 <p>Ref: 8.7 dBm Att: 10 dB RBW: 100 kHz Marker 1 (T1): -67.78 dBm VSW: 300 kHz SWT: 85 ms 846.95000000 MHz</p> <p>Start: 30 MHz 81.695 MHz/ Stop: 846.95 MHz</p> <p>AAA Date: 17.OCT.2019 12:27:51</p>
General	 <p>Ref: 8.8 dBm Att: 10 dB RBW: 100 kHz Marker 1 (T1): -63.89 dBm VSW: 300 kHz SWT: 15 ms 973.13050000 MHz</p> <p>Start: 872.05 MHz 12.795 MHz/ Stop: 973.13 MHz</p> <p>AAA Date: 17.OCT.2019 12:27:57</p>

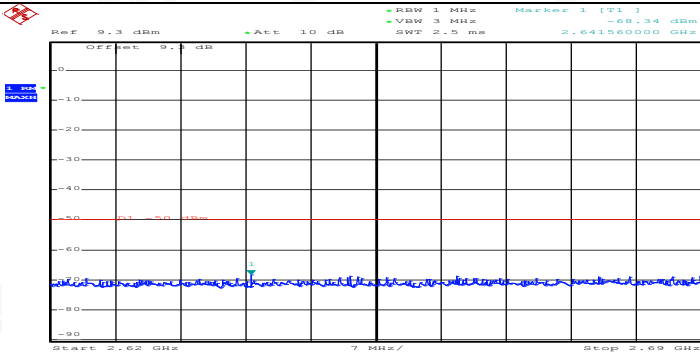
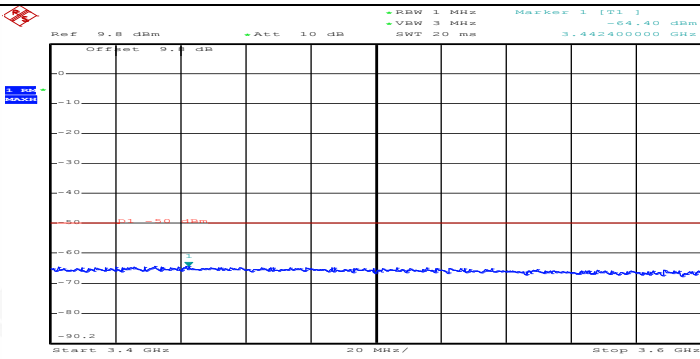
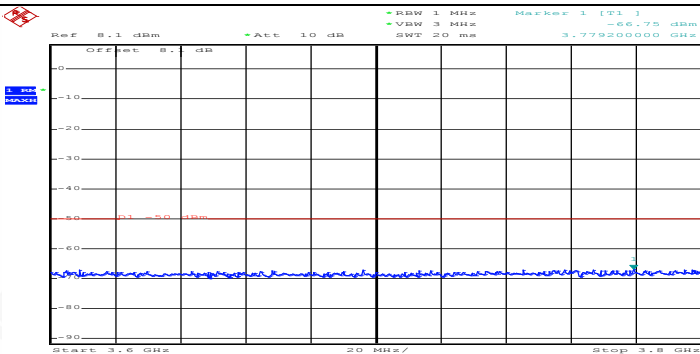


General	 <p>Ref 7.9 dBm Att 10 dB RBW 1 MHz Marker 1 [T1] -65.65 dBm VSW 3 MHz SWT 80 ms 4.36000000 GHz</p> <p>AAA Date: 17.OCT.2019 12:28:05</p>
General	 <p>Ref 9.3 dBm Att 10 dB RBW 1 MHz Marker 1 [T1] -64.87 dBm VSW 3 MHz SWT 155 ms 10.22350000 GHz</p> <p>AAA Date: 17.OCT.2019 12:28:15</p>
Co-existence	 <p>Ref 8 dBm Att 10 dB RBW 1 MHz Marker 1 [T1] -69.89 dBm VSW 3 MHz SWT 2.5 ms 815.24000000 MHz</p> <p>AAA Date: 17.OCT.2019 12:28:28</p>

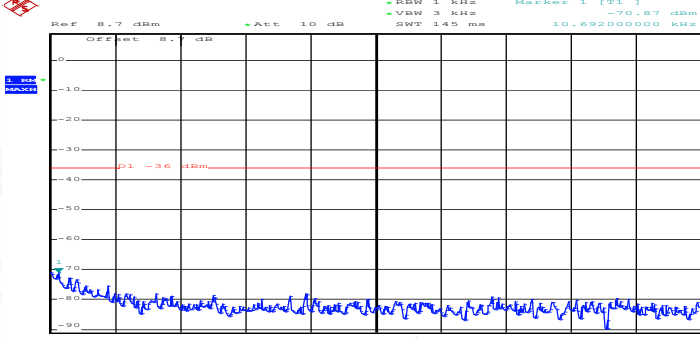
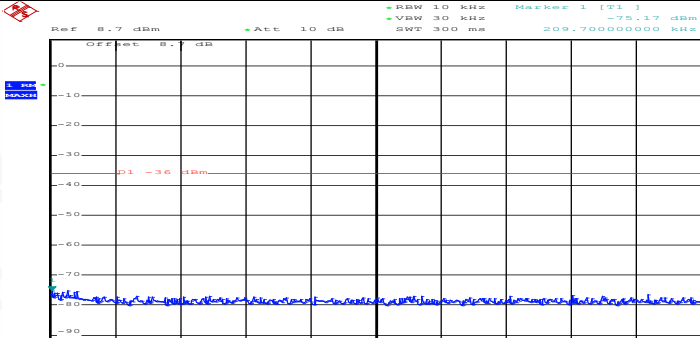
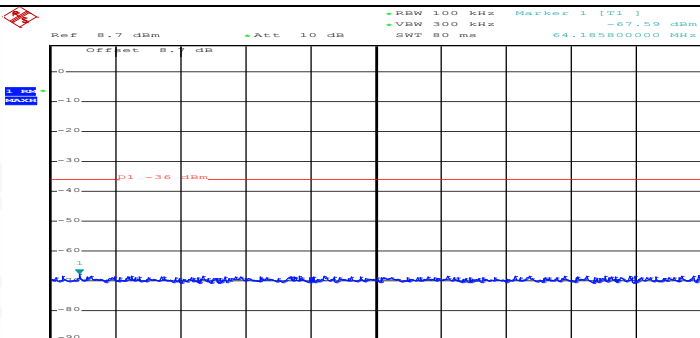
Co-existence	 <p>AAA Date: 17.OCT.2019 12:28:35</p>
Co-existence	 <p>AAA Date: 17.OCT.2019 12:28:42</p>
Co-existence	 <p>AAA Date: 17.OCT.2019 12:28:50</p>

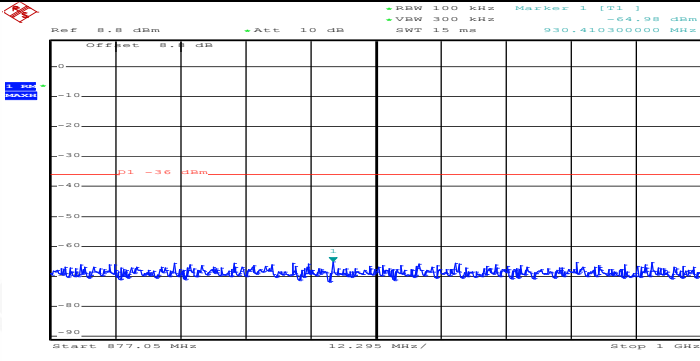
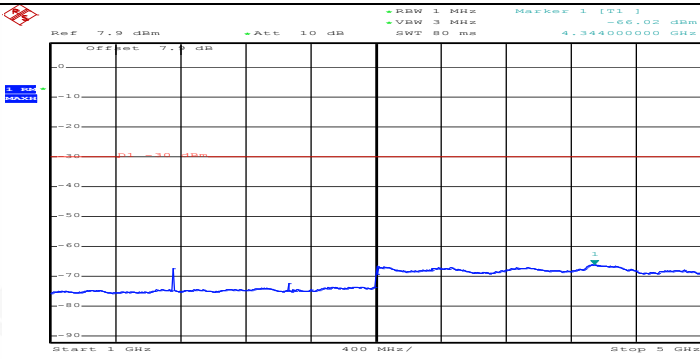
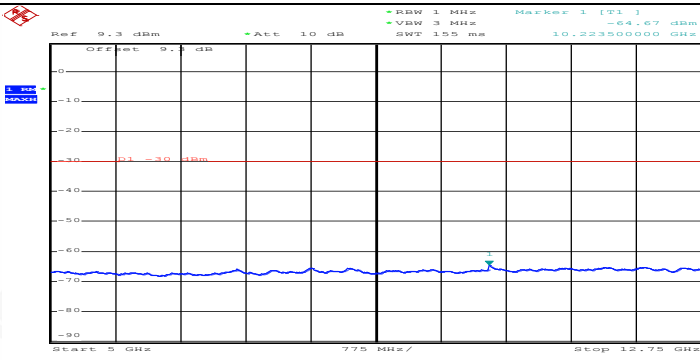


Co-existence	 <p>AAA Date: 17.OCT.2019 12:28:57</p>
Co-existence	 <p>AAA Date: 17.OCT.2019 12:29:05</p>
Co-existence	 <p>AAA Date: 17.OCT.2019 12:29:12</p>

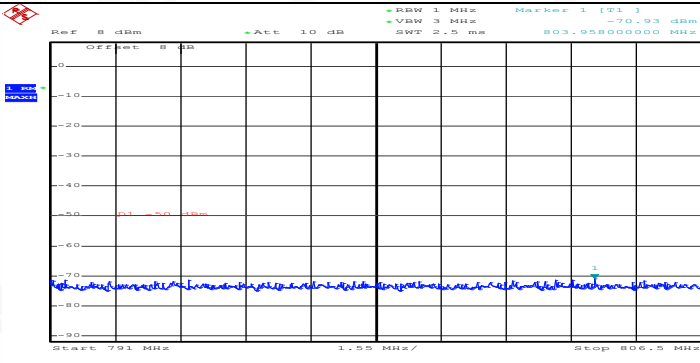
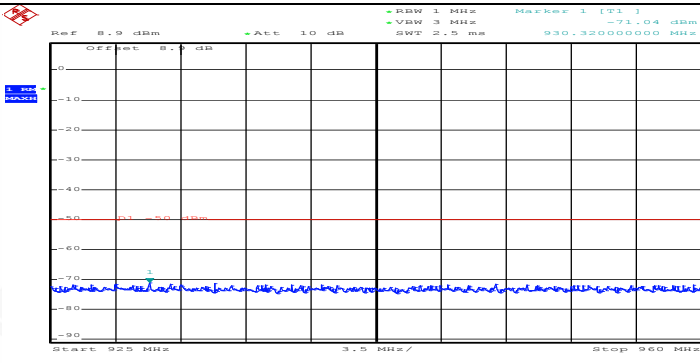
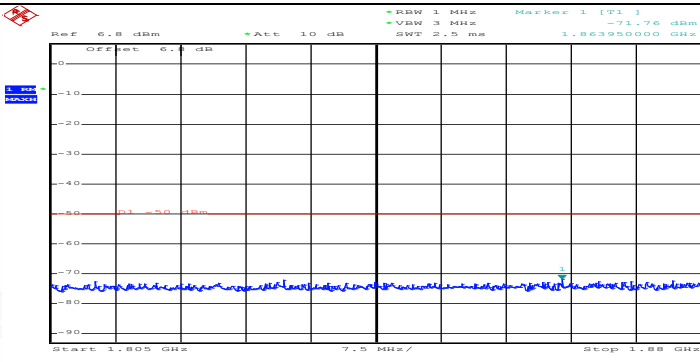
Co-existence	 <p>AAA Date: 17.OCT.2019 12:29:20</p>
Co-existence	 <p>AAA Date: 17.OCT.2019 12:29:26</p>
Co-existence	 <p>AAA Date: 17.OCT.2019 12:29:33</p>
Additional	NA

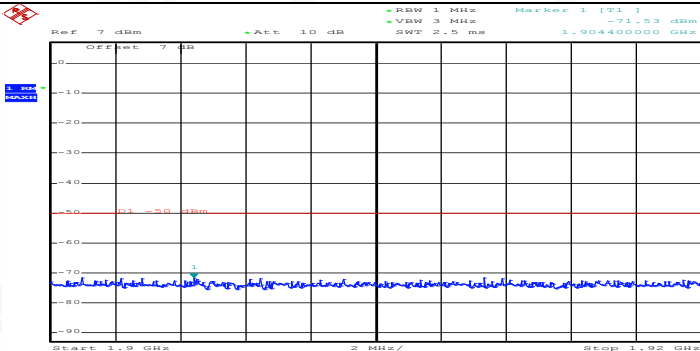
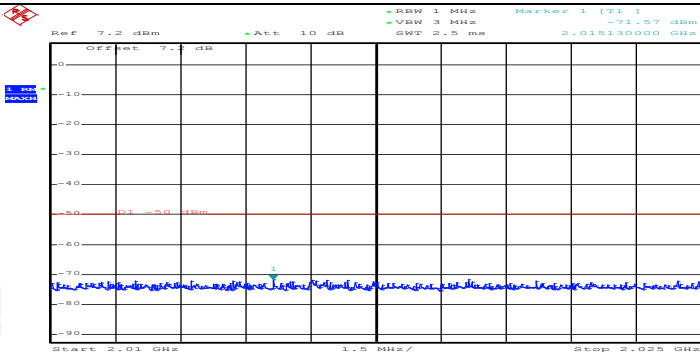
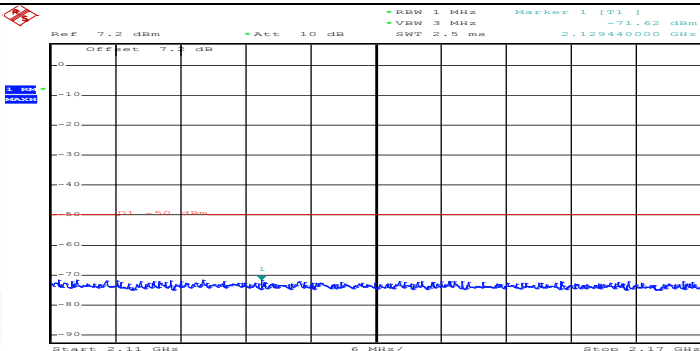
Channel Bandwidth= (20 MHz)

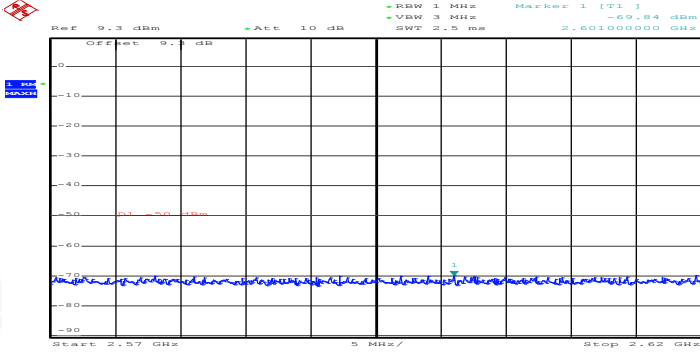
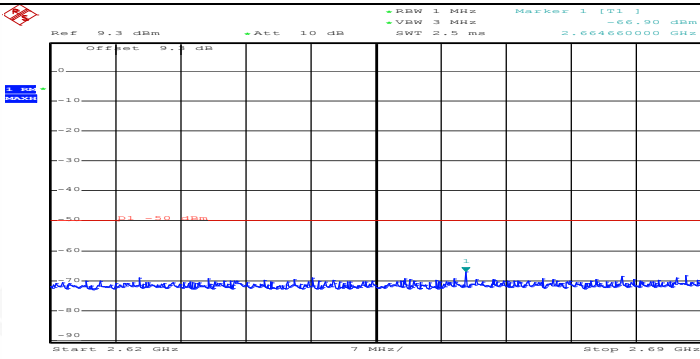
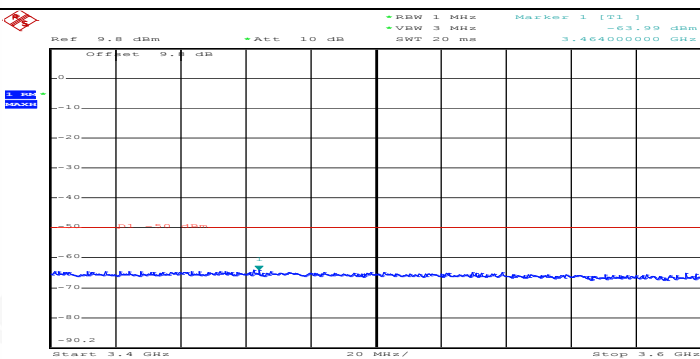
Channel Bandwidth=Highest (20 MHz)_QPSK_LCH_1RB#0	
General	 <p>AAA Date: 17.OCT.2019 12:29:48</p>
General	 <p>AAA Date: 17.OCT.2019 12:30:02</p>
General	 <p>AAA Date: 17.OCT.2019 12:30:13</p>

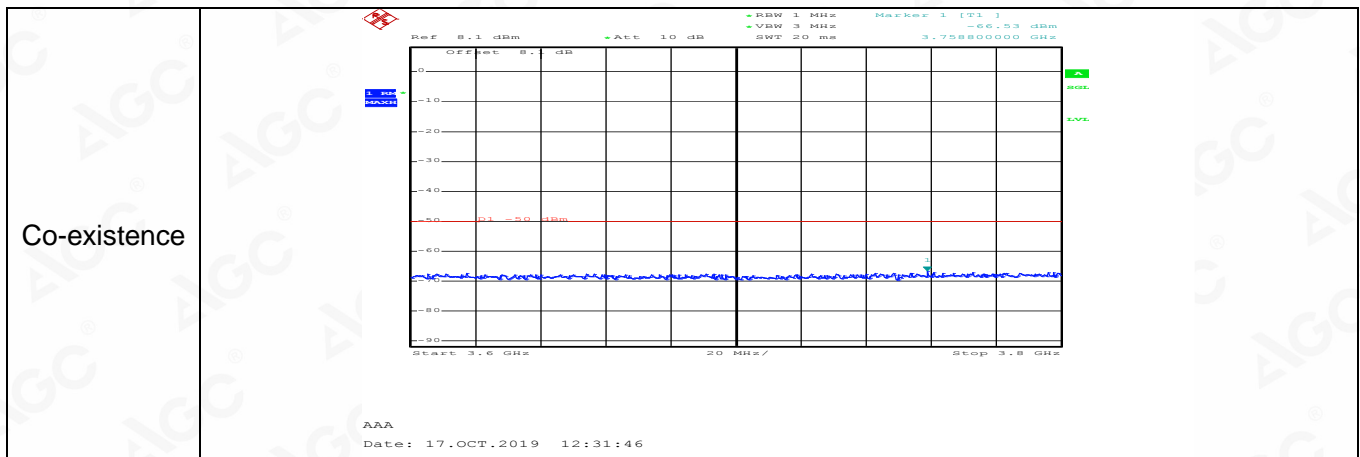
General	 <p>AAA Date: 17.OCT.2019 12:30:19</p>
General	 <p>AAA Date: 17.OCT.2019 12:30:27</p>
General	 <p>AAA Date: 17.OCT.2019 12:30:39</p>



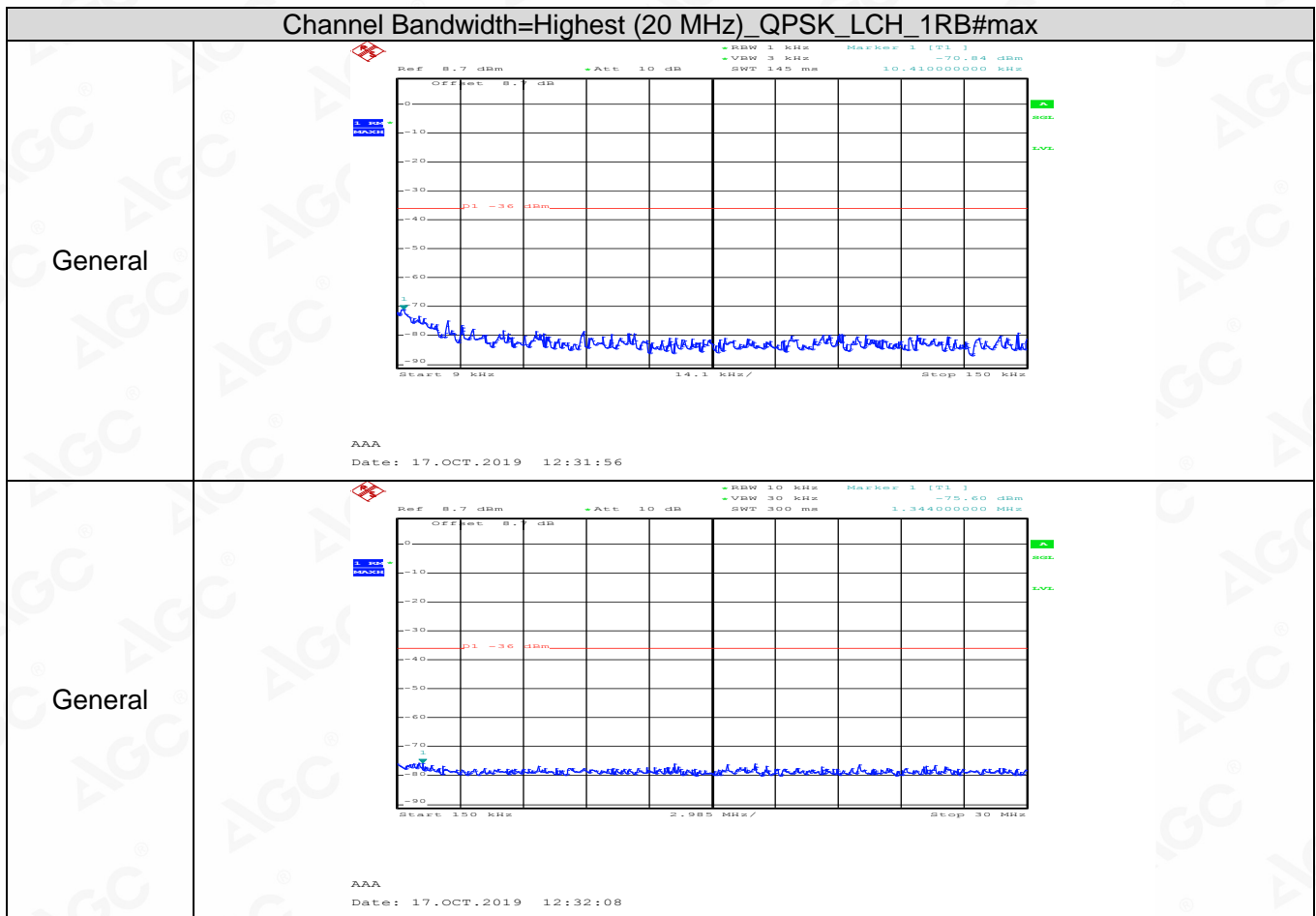
Co-existence	 <p>AAA Date: 17.OCT.2019 12:30:49</p>
Co-existence	 <p>AAA Date: 17.OCT.2019 12:30:56</p>
Co-existence	 <p>AAA Date: 17.OCT.2019 12:31:02</p>

Co-existence	 <p>AAA Date: 17.OCT.2019 12:31:08</p>
Co-existence	 <p>AAA Date: 17.OCT.2019 12:31:14</p>
Co-existence	 <p>AAA Date: 17.OCT.2019 12:31:20</p>

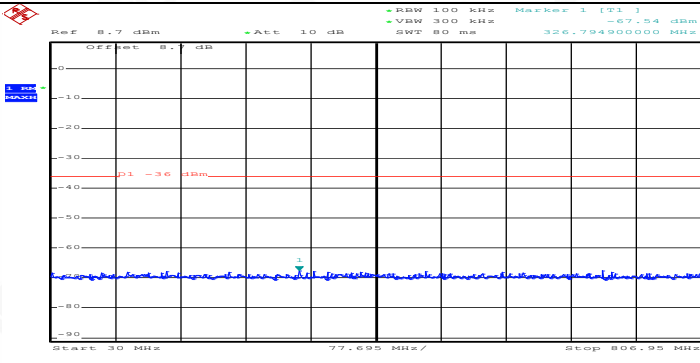
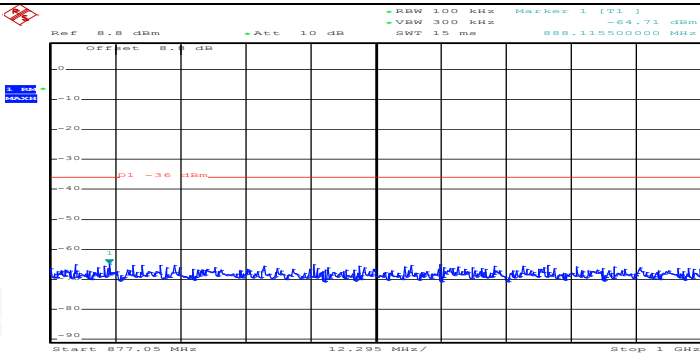
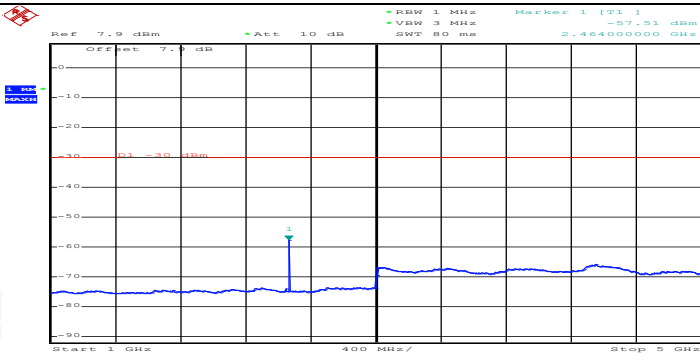
Co-existence	 <p>AAA Date: 17.OCT.2019 12:31:27</p>
Co-existence	 <p>AAA Date: 17.OCT.2019 12:31:33</p>
Co-existence	 <p>AAA Date: 17.OCT.2019 12:31:40</p>



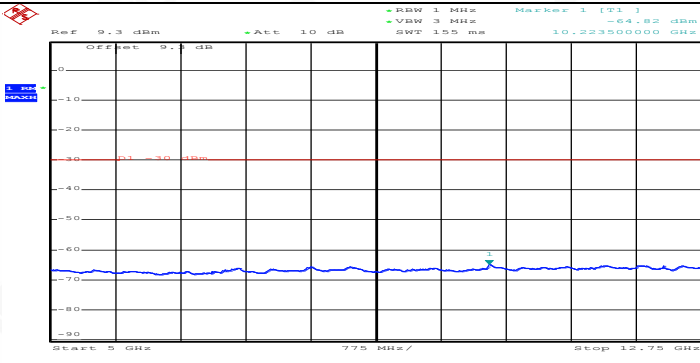
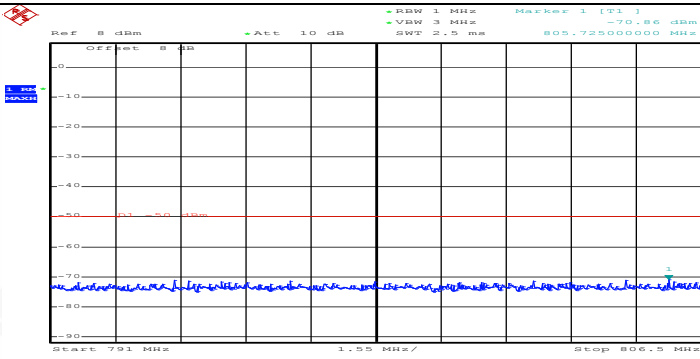
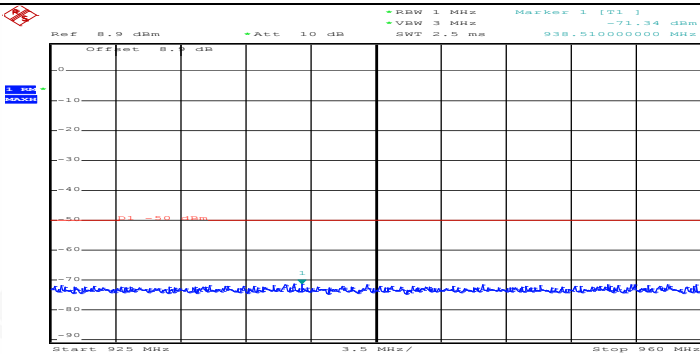
Additional	NA
------------	----

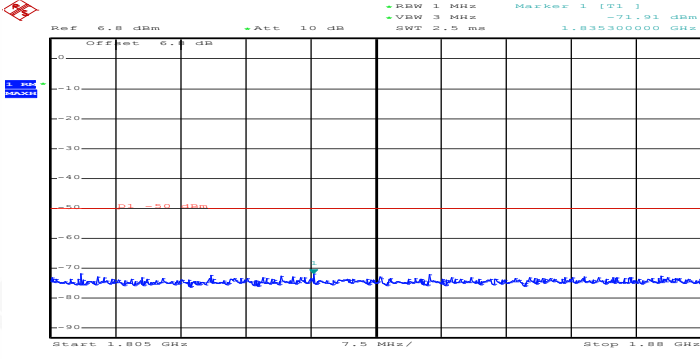
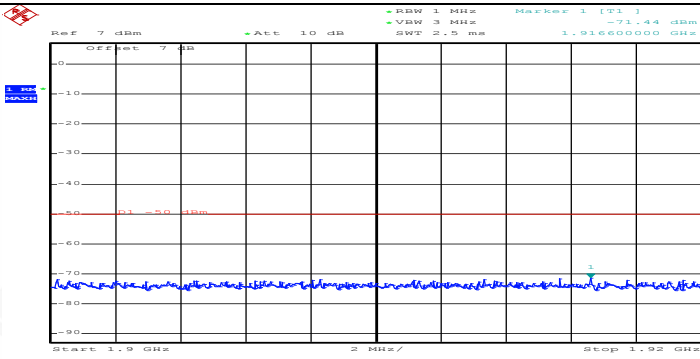
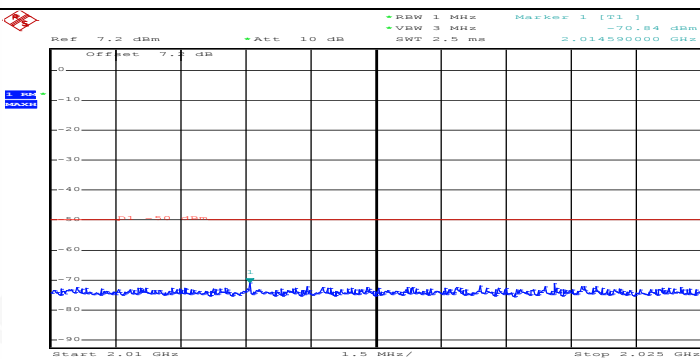


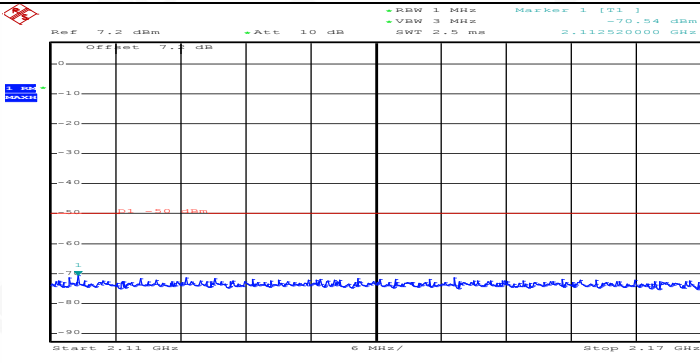
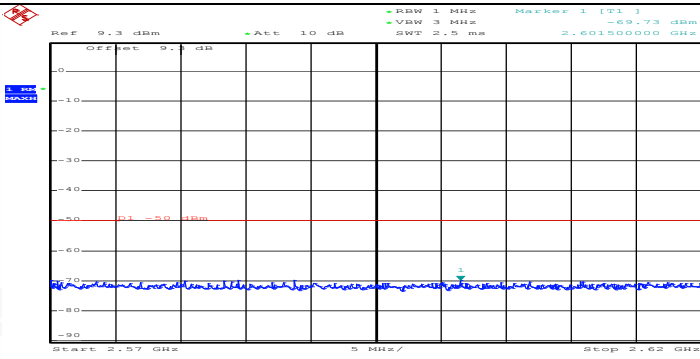
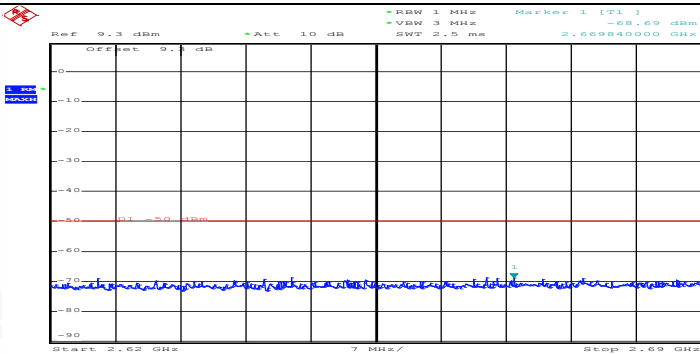


General	 <p>AAA Date: 17.OCT.2019 12:32:16</p>
General	 <p>AAA Date: 17.OCT.2019 12:32:23</p>
General	 <p>AAA Date: 17.OCT.2019 12:32:30</p>

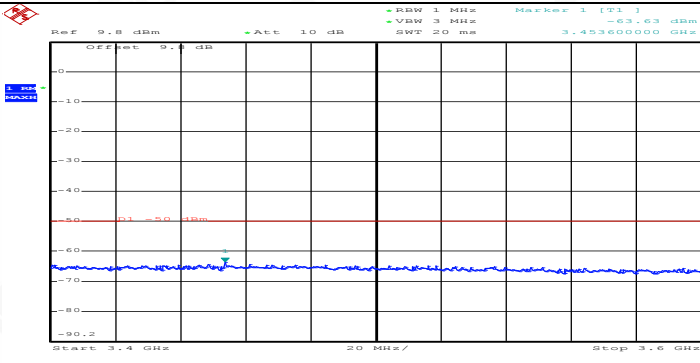
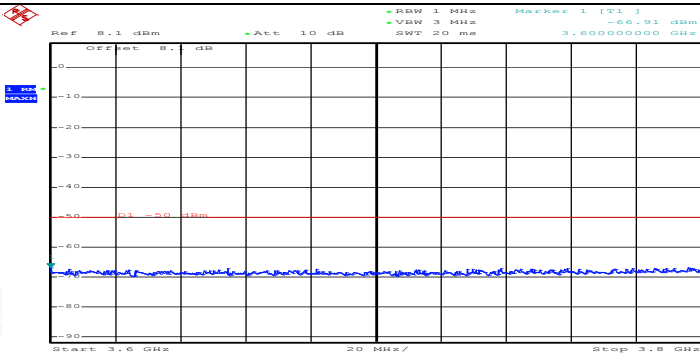


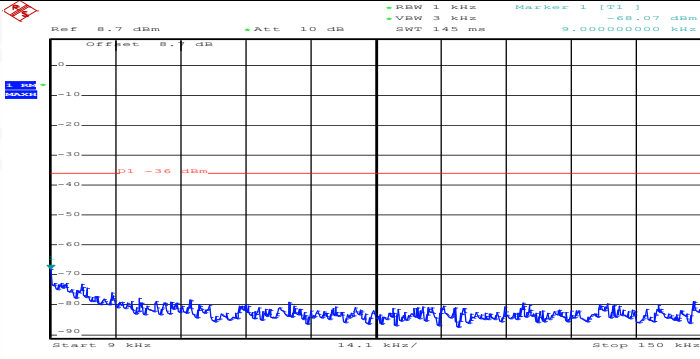
General	 <p>AAA Date: 17.OCT.2019 12:32:40</p>
Co-existence	 <p>AAA Date: 17.OCT.2019 12:32:46</p>
Co-existence	 <p>AAA Date: 17.OCT.2019 12:32:52</p>

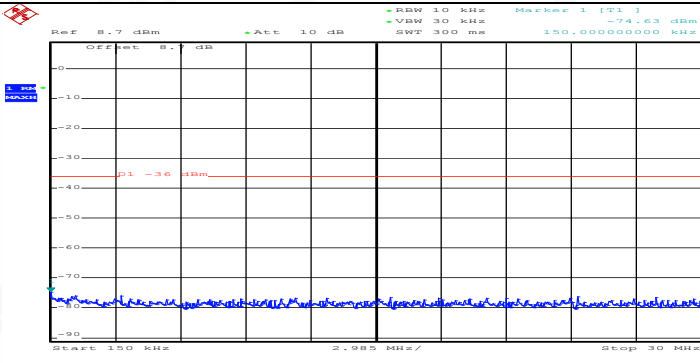
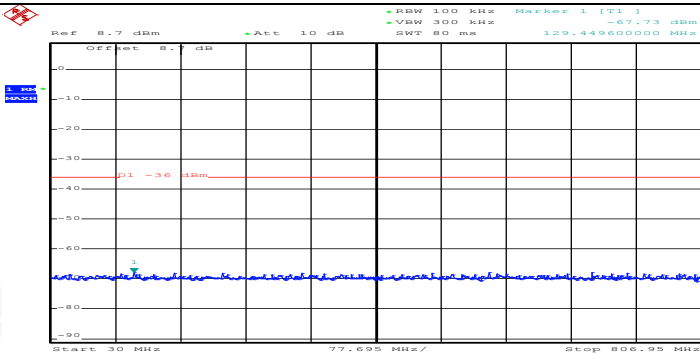
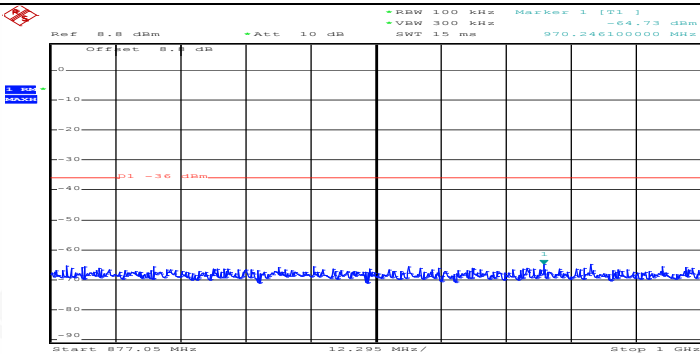
Co-existence	 <p>AAA Date: 17.OCT.2019 12:32:59</p>
Co-existence	 <p>AAA Date: 17.OCT.2019 12:33:05</p>
Co-existence	 <p>AAA Date: 17.OCT.2019 12:33:11</p>

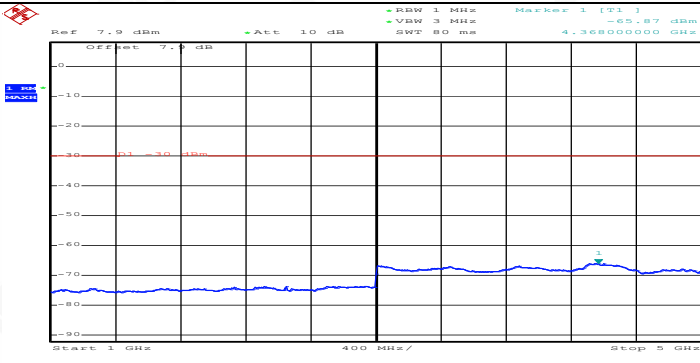
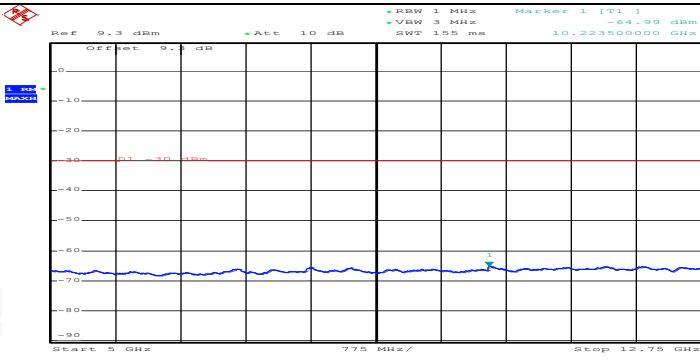
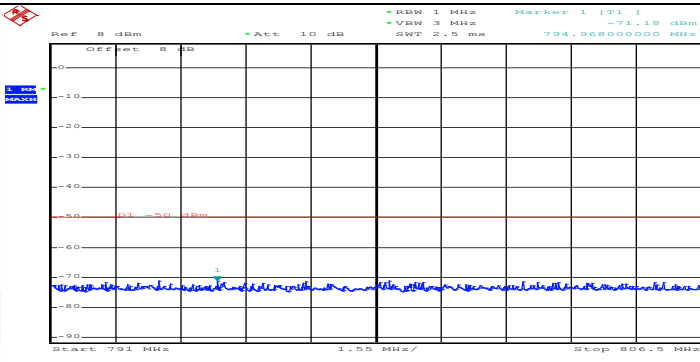
Co-existence	 <p>AAA Date: 17.OCT.2019 12:33:17</p>
Co-existence	 <p>AAA Date: 17.OCT.2019 12:33:23</p>
Co-existence	 <p>AAA Date: 17.OCT.2019 12:33:38</p>

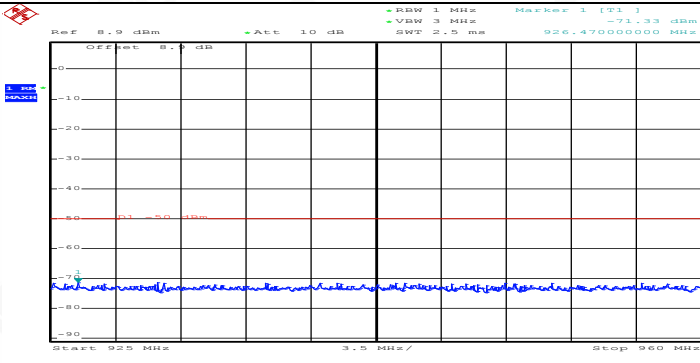
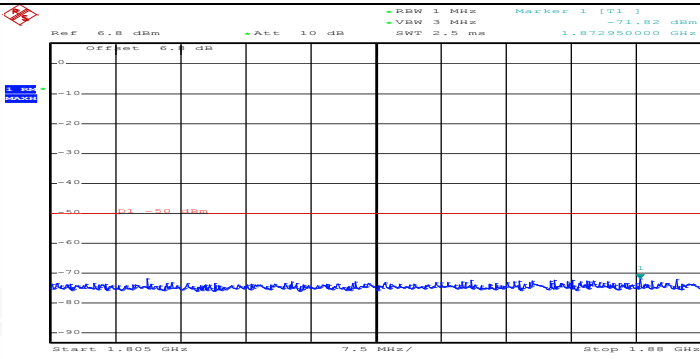
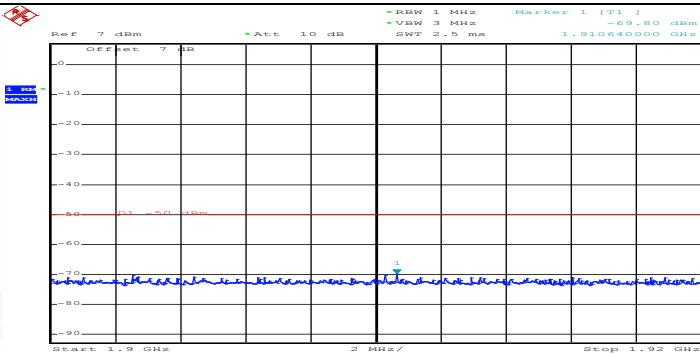


Co-existence	 <p>AAA Date: 17.OCT.2019 12:33:44</p>
Co-existence	 <p>AAA Date: 17.OCT.2019 12:33:51</p>
Additional	NA

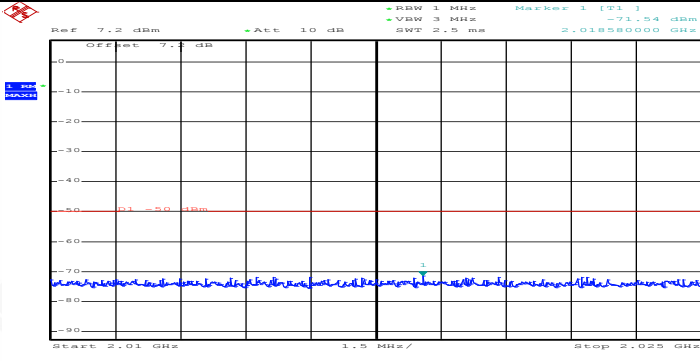
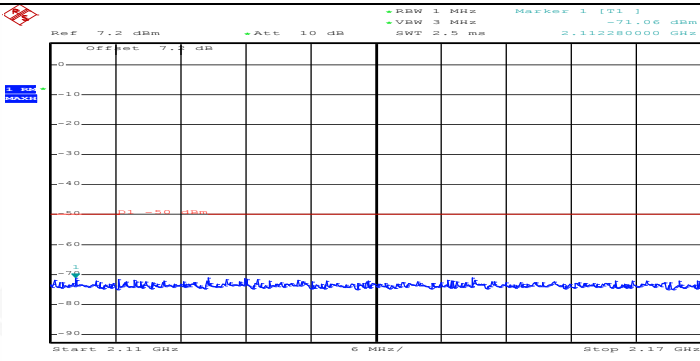
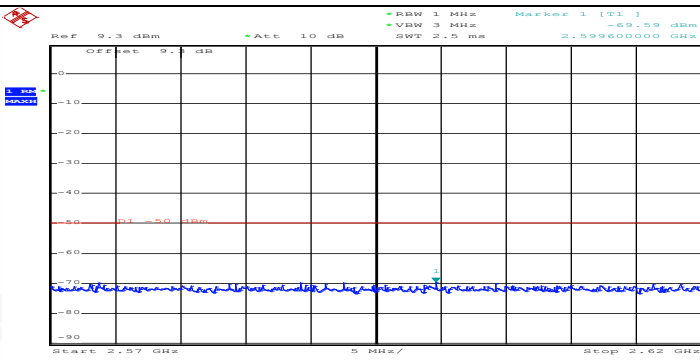
Channel Bandwidth=Highest (20 MHz)_QPSK_LCH_FullIRB#0	
General	 <p>AAA Date: 17.OCT.2019 12:34:06</p>

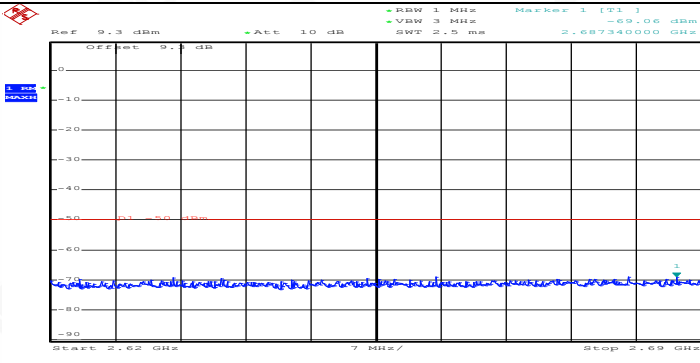
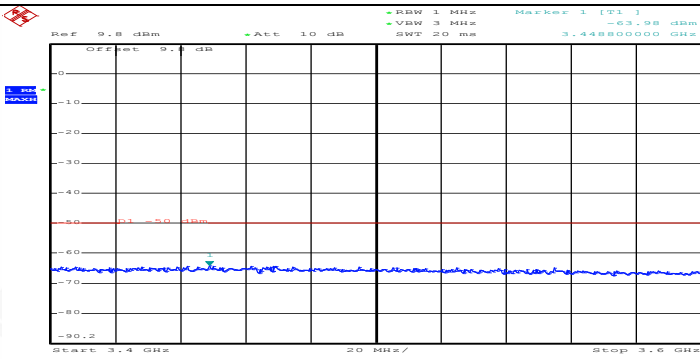
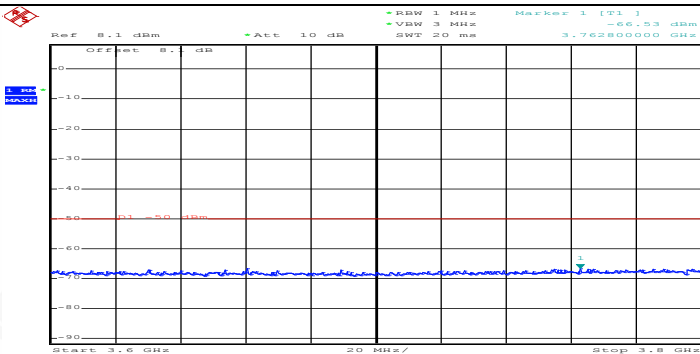
General	 <p>AAA Date: 17.OCT.2019 12:34:18</p>
General	 <p>AAA Date: 17.OCT.2019 12:34:26</p>
General	 <p>AAA Date: 17.OCT.2019 12:34:33</p>

General	 <p>Ref: 7.9 dBm, Att: 10 dB, RBW: 1 MHz, VSW: 3 MHz, SWT: 80 ms, Marker 1 (T1): -65.87 dBm, 4.36800000 GHz</p> <p>AAA Date: 17.OCT.2019 12:34:42</p>
General	 <p>Ref: 9.3 dBm, Att: 10 dB, RBW: 1 MHz, VSW: 3 MHz, SWT: 155 ms, Marker 1 (T1): -64.99 dBm, 10.22350000 GHz</p> <p>AAA Date: 17.OCT.2019 12:34:51</p>
Co-existence	 <p>Ref: 8 dBm, Att: 10 dB, RBW: 1 MHz, VSW: 3 MHz, SWT: 2.5 ms, Marker 1 (T1): -71.18 dBm, 794.96800000 MHz</p> <p>AAA Date: 17.OCT.2019 12:34:57</p>

Co-existence	 <p>AAA Date: 17.OCT.2019 12:35:05</p>
Co-existence	 <p>AAA Date: 17.OCT.2019 12:35:11</p>
Co-existence	 <p>AAA Date: 17.OCT.2019 12:35:25</p>

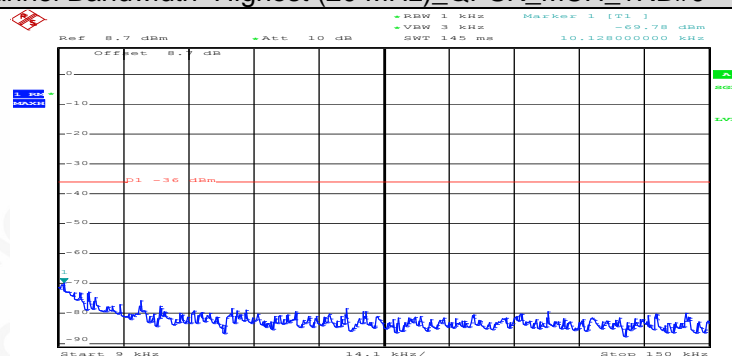


Co-existence	 <p>AAA Date: 17.OCT.2019 12:35:32</p>
Co-existence	 <p>AAA Date: 17.OCT.2019 12:35:40</p>
Co-existence	 <p>AAA Date: 17.OCT.2019 12:35:46</p>

Co-existence	 <p>AAA Date: 17.OCT.2019 12:35:53</p>
Co-existence	 <p>AAA Date: 17.OCT.2019 12:36:09</p>
Co-existence	 <p>AAA Date: 17.OCT.2019 12:36:17</p>
Additional	NA

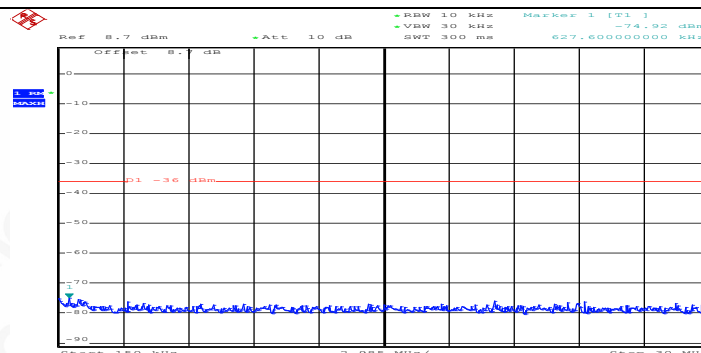
Channel Bandwidth=Highest (20 MHz)\_QPSK\_MCH\_1RB#0

General



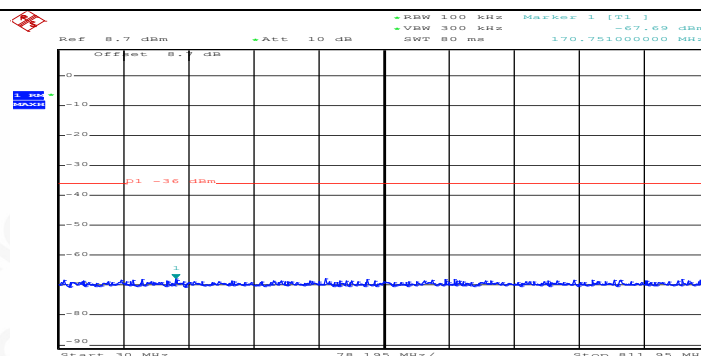
AAA  
Date: 17.OCT.2019 12:36:31

General



AAA  
Date: 17.OCT.2019 12:36:43

General



AAA  
Date: 17.OCT.2019 12:36:55



Attestation of Global Compliance

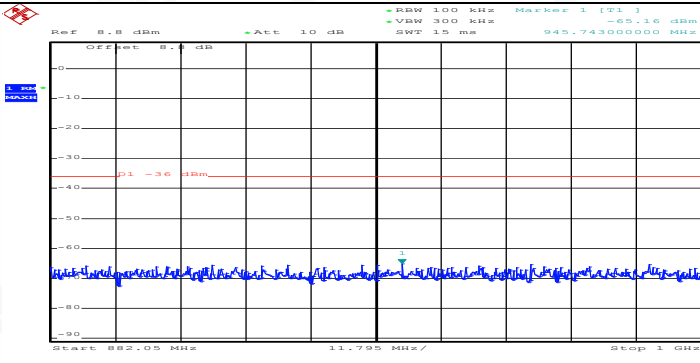
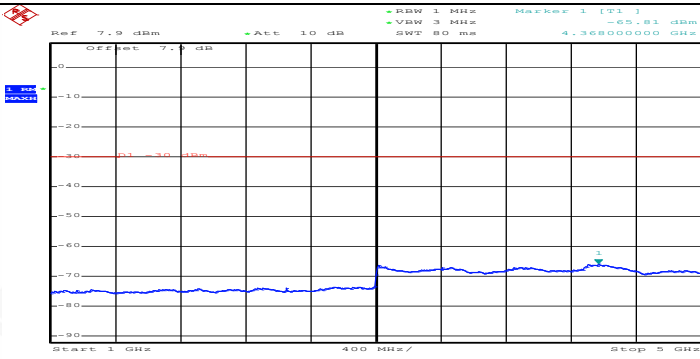
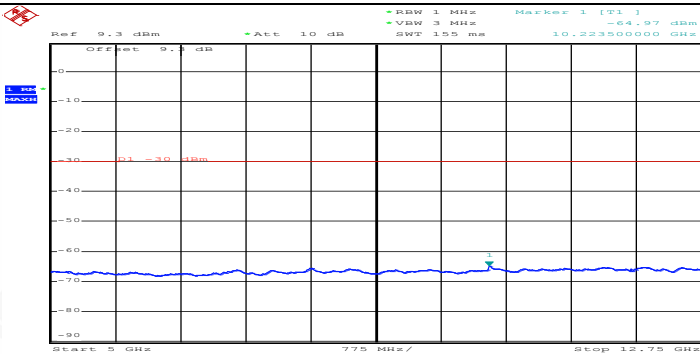
Attestation of Global Compliance(Shenzhen)Co.,Ltd.

Add: 2/F., Building 2, Sanwei Chaxi Industrial Park, Sanwei Community,  
Hangcheng Street, Bao'an District, Shenzhen, Guangdong, China

Tel: +86-755 2523 4088

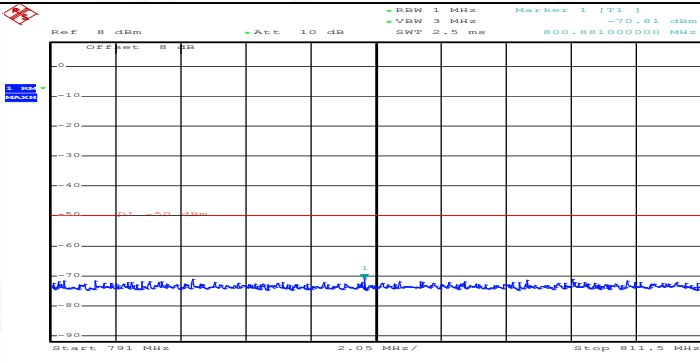
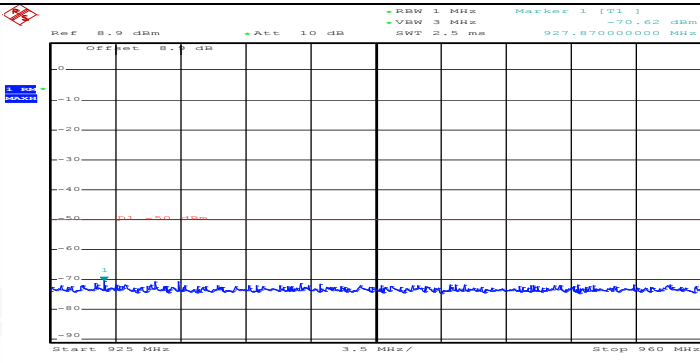
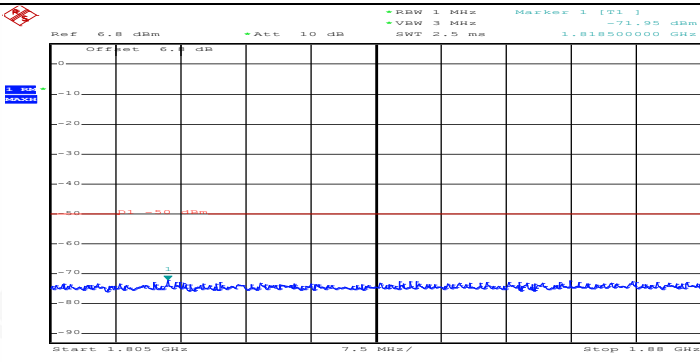
E-mail: agc@agc-cert.com

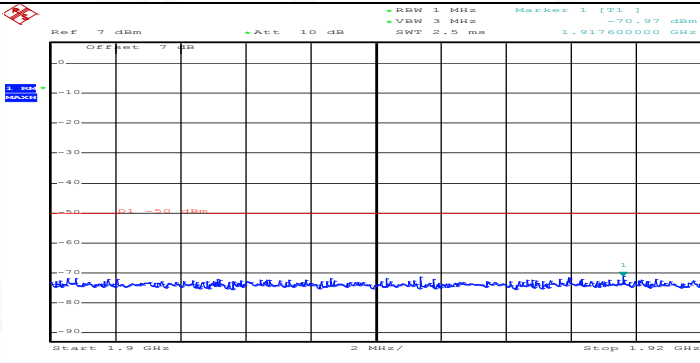
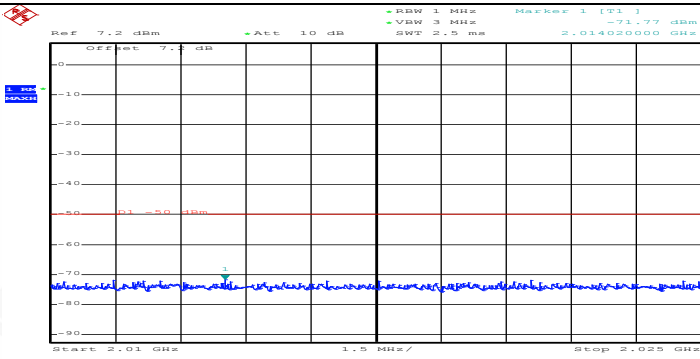
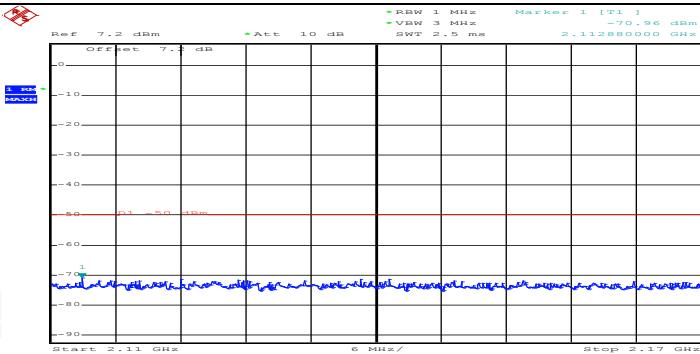
Service Hotline: 400 089 2118

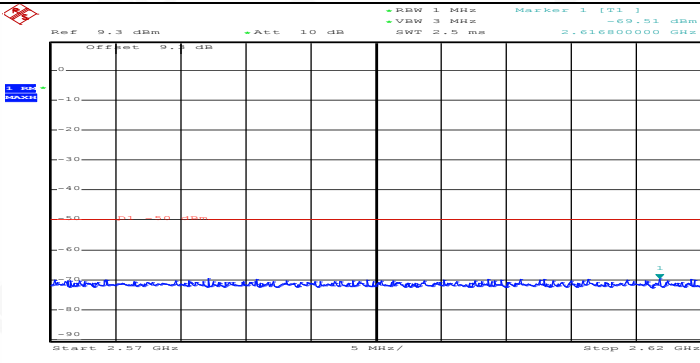
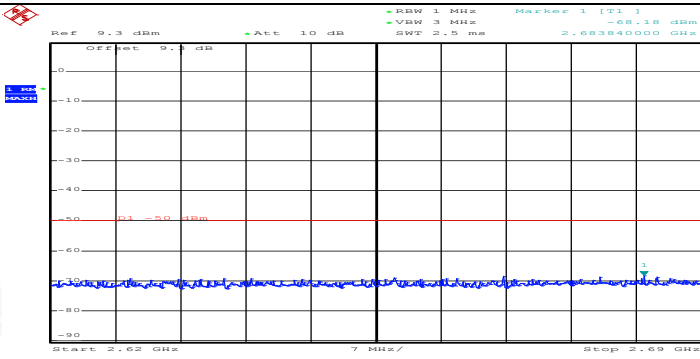
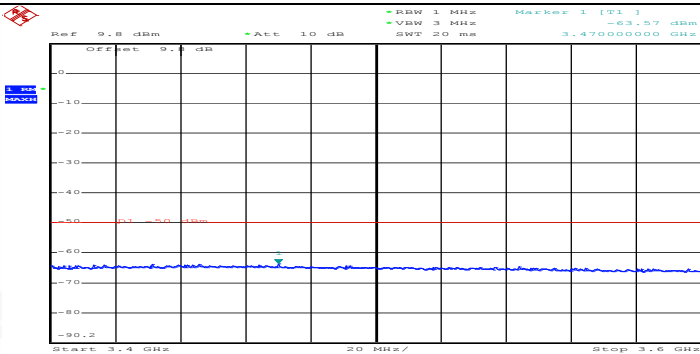
General	 <p>AAA Date: 17.OCT.2019 12:37:01</p>
General	 <p>AAA Date: 17.OCT.2019 12:37:08</p>
General	 <p>AAA Date: 17.OCT.2019 12:37:18</p>



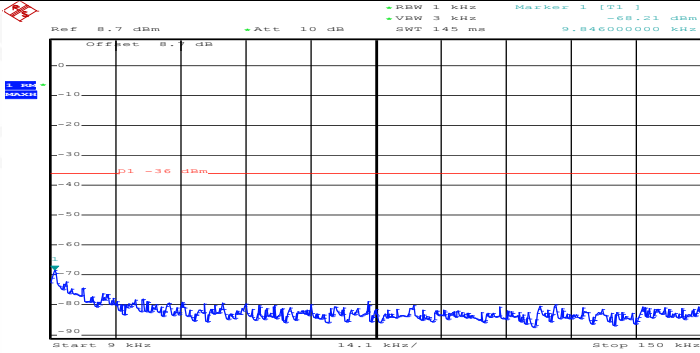
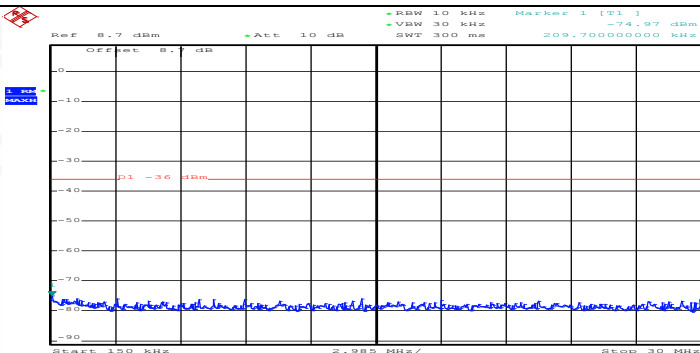


Co-existence	 <p>AAA Date: 17.OCT.2019 12:37:24</p>
Co-existence	 <p>AAA Date: 17.OCT.2019 12:37:30</p>
Co-existence	 <p>AAA Date: 17.OCT.2019 12:37:38</p>

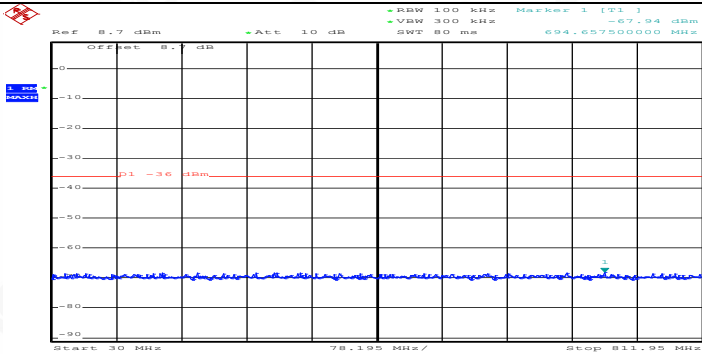
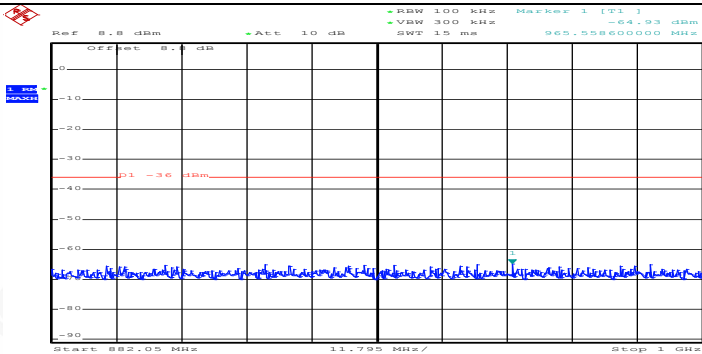
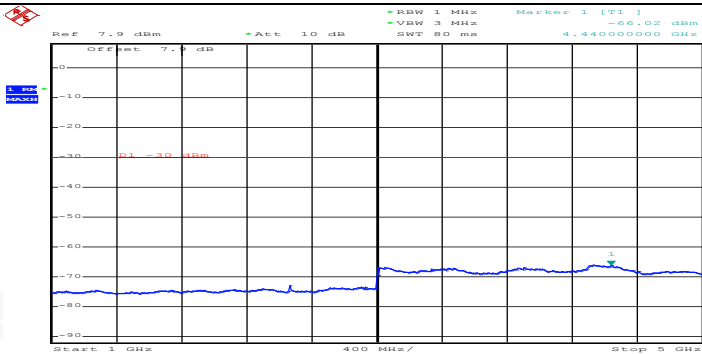
Co-existence	 <p>AAA Date: 17.OCT.2019 12:37:49</p>
Co-existence	 <p>AAA Date: 17.OCT.2019 12:37:55</p>
Co-existence	 <p>AAA Date: 17.OCT.2019 12:38:03</p>

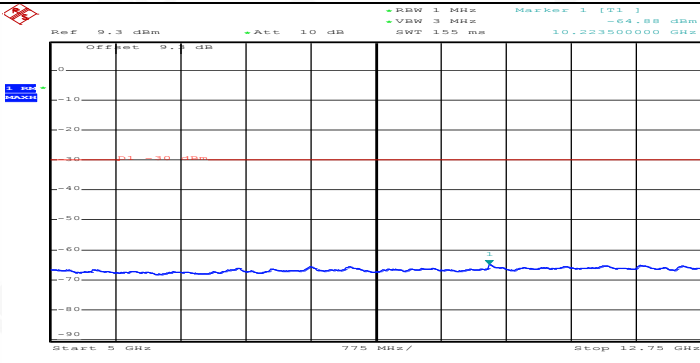
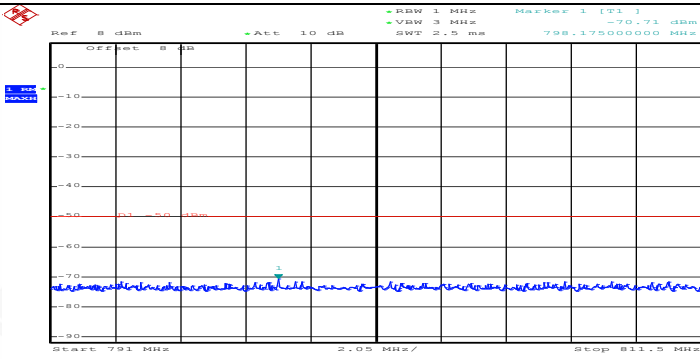
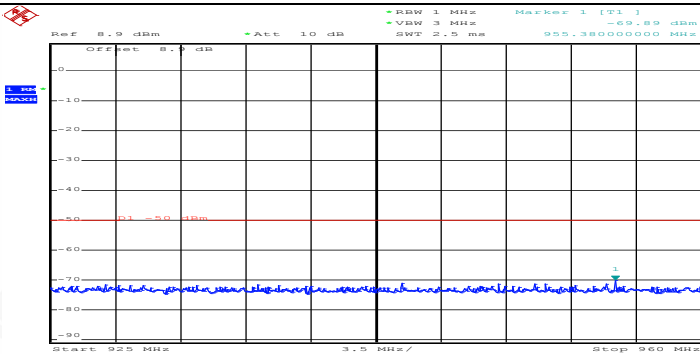
Co-existence	 <p>AAA Date: 17.OCT.2019 12:38:09</p>
Co-existence	 <p>AAA Date: 17.OCT.2019 12:38:16</p>
Co-existence	 <p>AAA Date: 17.OCT.2019 12:38:29</p>

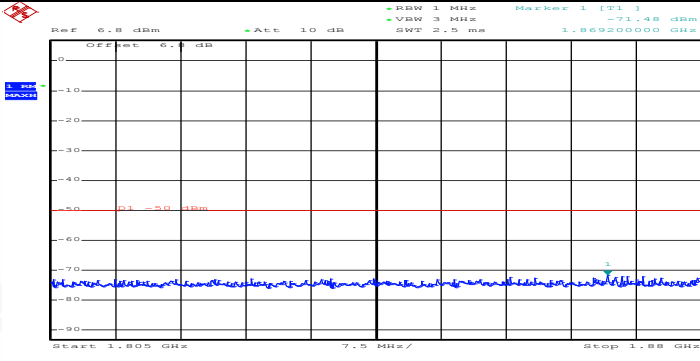
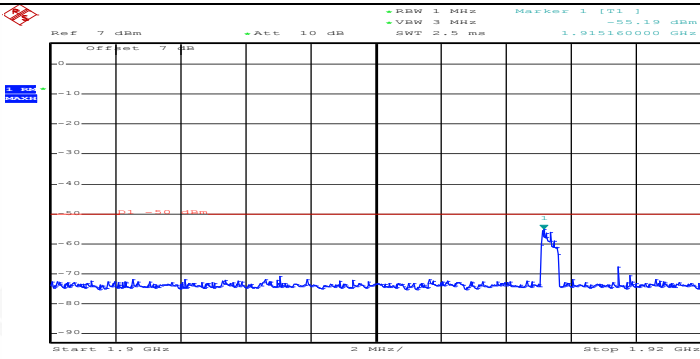
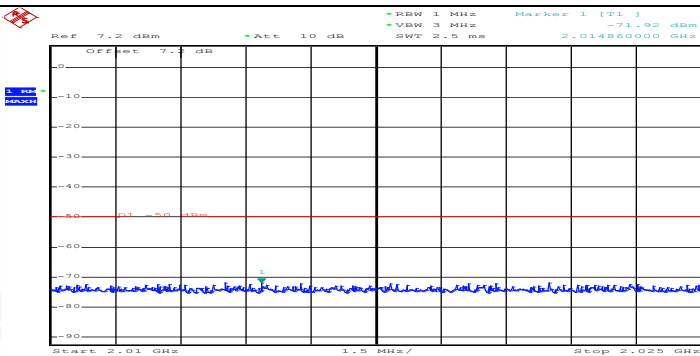
Co-existence	 <p>AAA Date: 17.OCT.2019 12:38:36</p>
Additional	NA

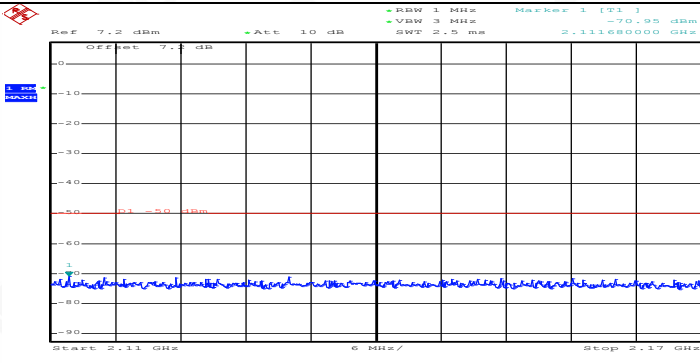
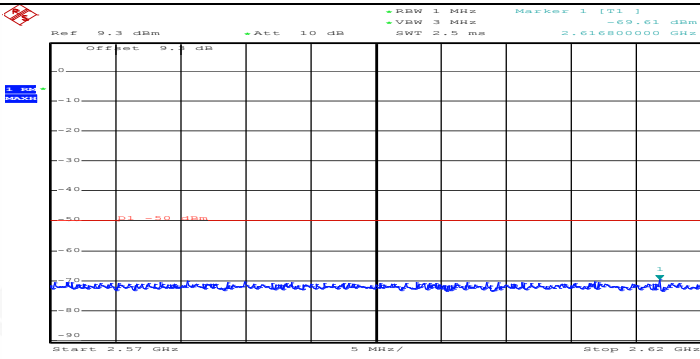
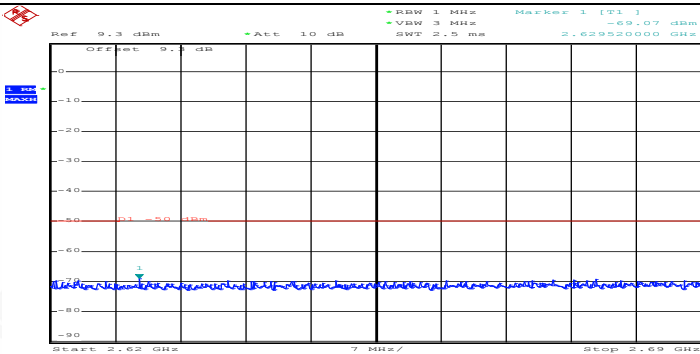
Channel Bandwidth=Highest (20 MHz) QPSK_MCH_1RB#max	
General	 <p>AAA Date: 17.OCT.2019 12:38:45</p>
General	 <p>AAA Date: 17.OCT.2019 12:39:05</p>



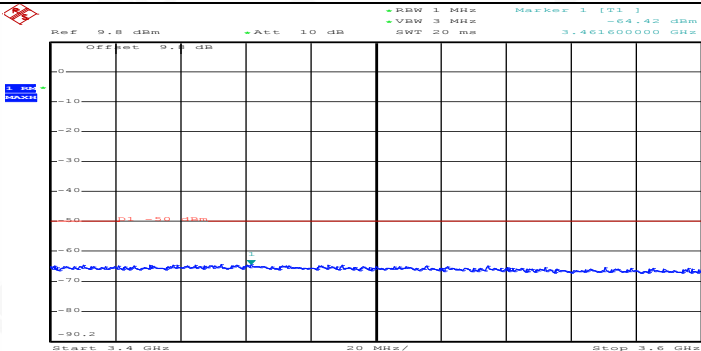
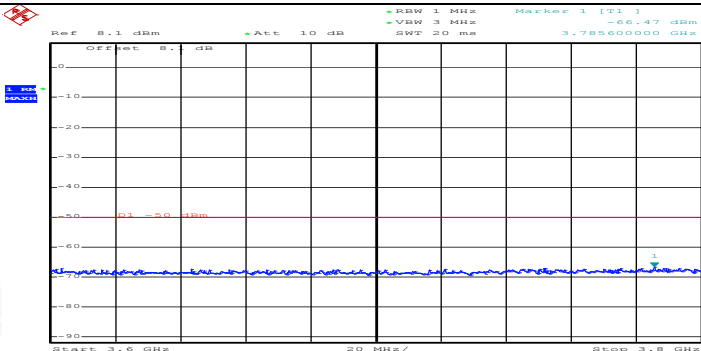
General	 <p>AAA Date: 17.OCT.2019 12:39:14</p>
General	 <p>AAA Date: 17.OCT.2019 12:39:20</p>
General	 <p>AAA Date: 17.OCT.2019 12:39:28</p>

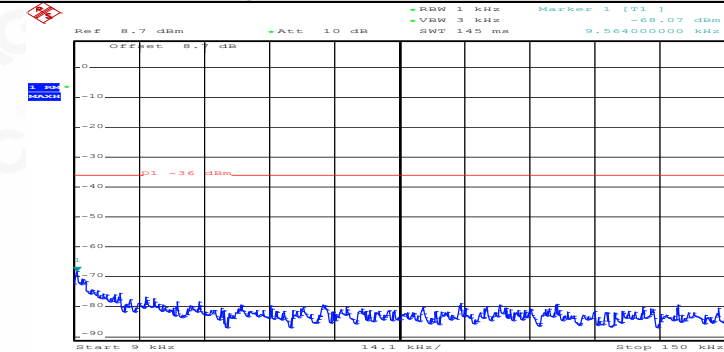
General	 <p>AAA Date: 17.OCT.2019 12:39:38</p>
Co-existence	 <p>AAA Date: 17.OCT.2019 12:39:44</p>
Co-existence	 <p>AAA Date: 17.OCT.2019 12:39:51</p>

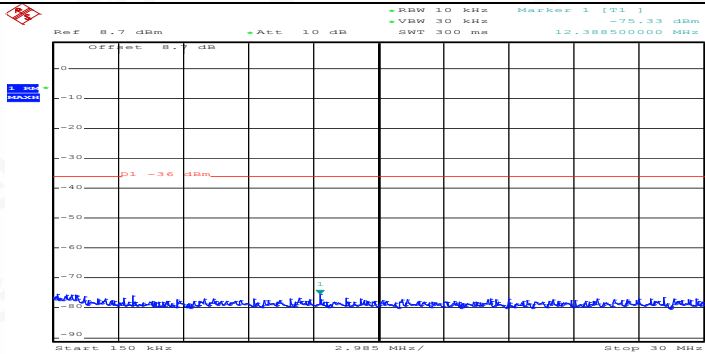
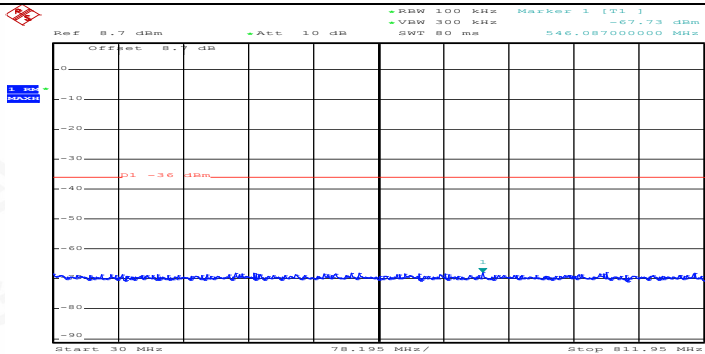
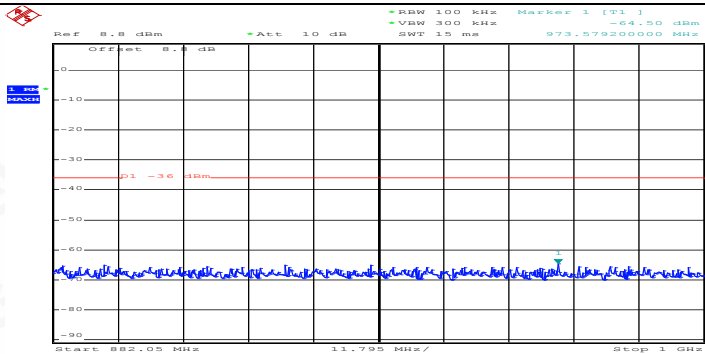
Co-existence	 <p>AAA Date: 17.OCT.2019 12:39:58</p>
Co-existence	 <p>AAA Date: 17.OCT.2019 12:40:05</p>
Co-existence	 <p>AAA Date: 17.OCT.2019 12:40:12</p>

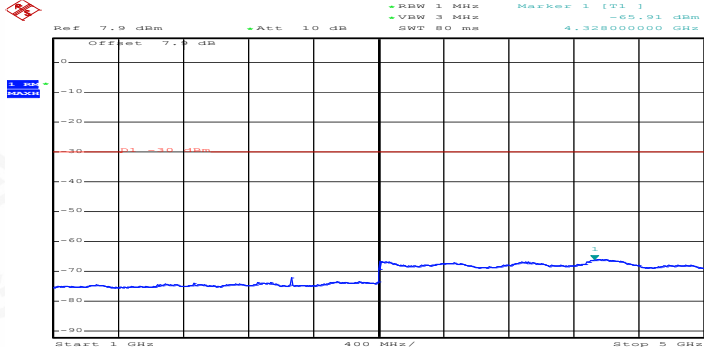
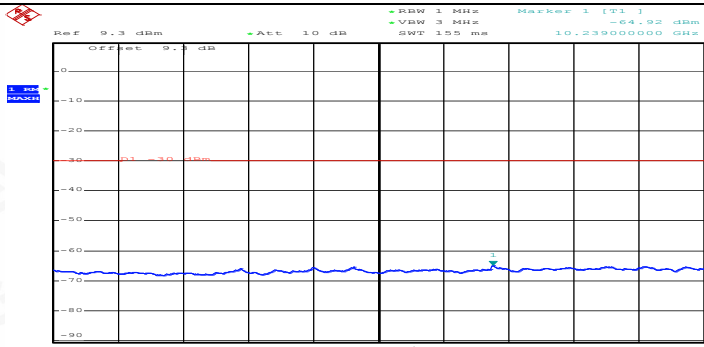
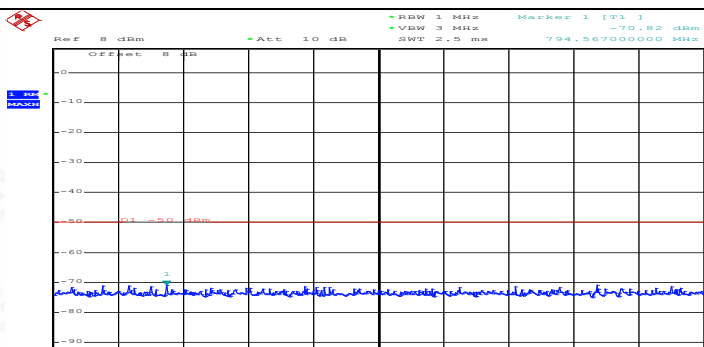
Co-existence	 <p>AAA Date: 17.OCT.2019 12:40:18</p>
Co-existence	 <p>AAA Date: 17.OCT.2019 12:40:24</p>
Co-existence	 <p>AAA Date: 17.OCT.2019 12:40:31</p>

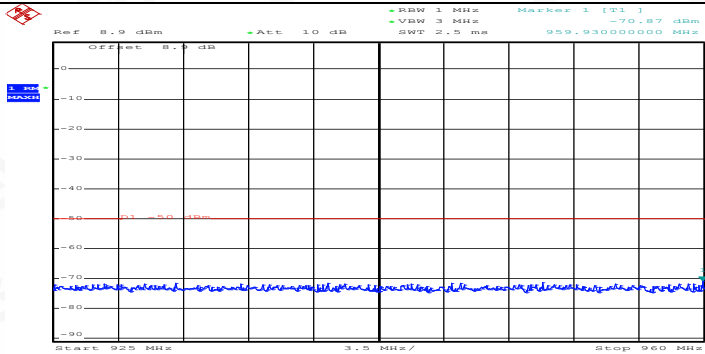
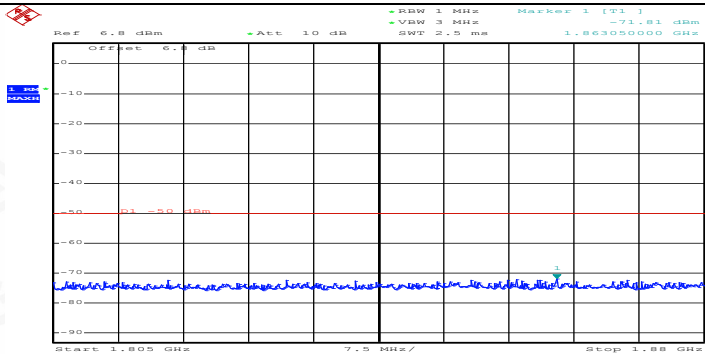
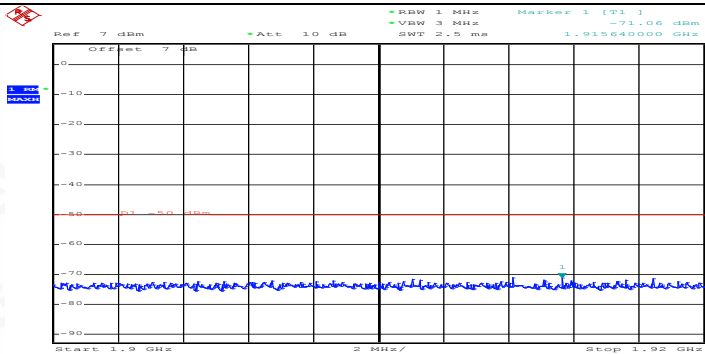


Co-existence	 <p>AAA Date: 17.OCT.2019 12:40:38</p>
Co-existence	 <p>AAA Date: 17.OCT.2019 12:40:44</p>
Additional	NA

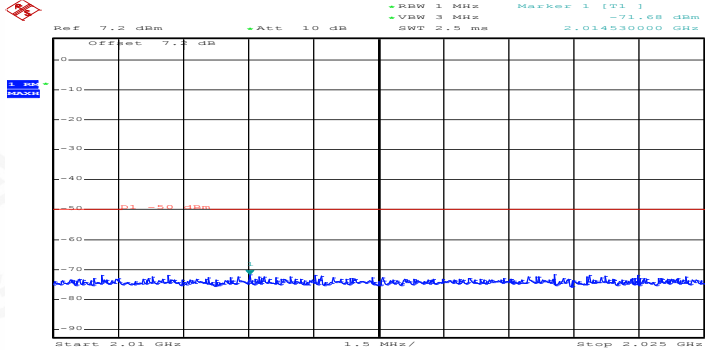
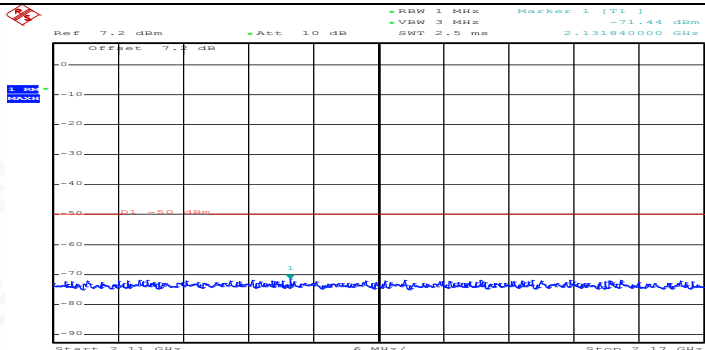
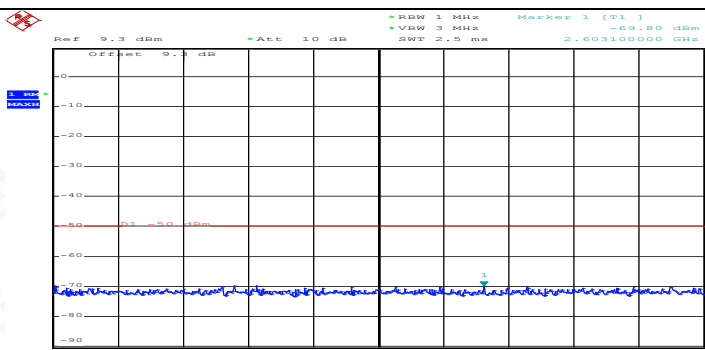
Channel Bandwidth=Highest (20 MHz)_QPSK_MCH_FullIRB#0	
General	 <p>AAA Date: 17.OCT.2019 12:40:58</p>

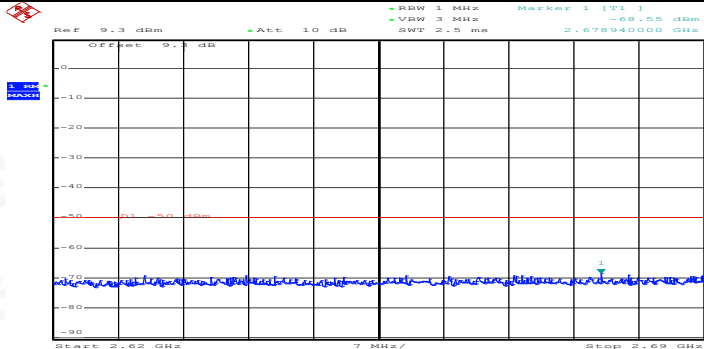
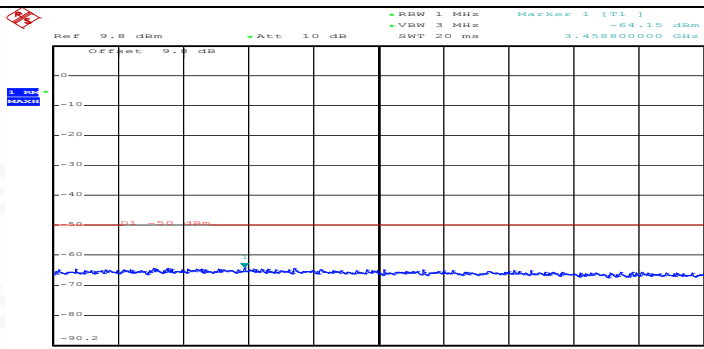
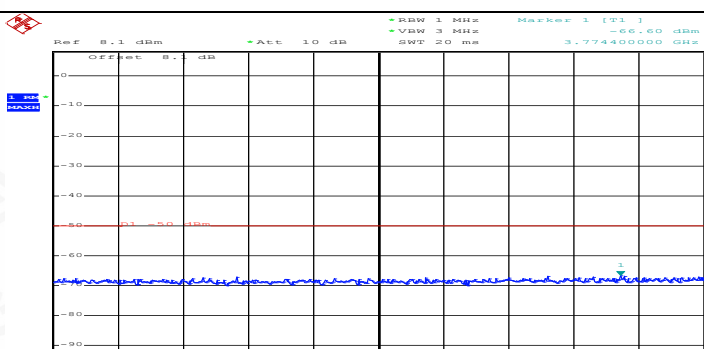
General	 <p>AAA Date: 17.OCT.2019 12:41:11</p>
General	 <p>AAA Date: 17.OCT.2019 12:41:20</p>
General	 <p>AAA Date: 17.OCT.2019 12:41:26</p>

General	 <p>Ref: 7.9 dBm Att: 10 dB RBW: 1 MHz VSW: 3 MHz SWT: 80 ms Masker: 1 [T1] -65.91 dBm 4.328000000 GHz</p> <p>Offset: 7.9 dB</p> <p>Start: 1 GHz 400 MHz/ Stop: 5 GHz</p> <p>AAA Date: 17.OCT.2019 12:41:41</p>
General	 <p>Ref: 9.3 dBm Att: 10 dB RBW: 1 MHz VSW: 3 MHz SWT: 155 ms Masker: 1 [T1] -64.92 dBm 10.239000000 GHz</p> <p>Offset: 9.3 dB</p> <p>Start: 5 GHz 775 MHz/ Stop: 12.75 GHz</p> <p>AAA Date: 17.OCT.2019 12:41:50</p>
Co-existence	 <p>Ref: 8 dBm Att: 10 dB RBW: 1 MHz VSW: 3 MHz SWT: 2.5 ms Masker: 1 [T1] -70.82 dBm 794.567000000 MHz</p> <p>Offset: 8 dB</p> <p>Start: 791 MHz 2.05 MHz/ Stop: 811.5 MHz</p> <p>AAA Date: 17.OCT.2019 12:41:56</p>

Co-existence	 <p>AAA Date: 17.OCT.2019 12:42:03</p>
Co-existence	 <p>AAA Date: 17.OCT.2019 12:42:09</p>
Co-existence	 <p>AAA Date: 17.OCT.2019 12:42:15</p>

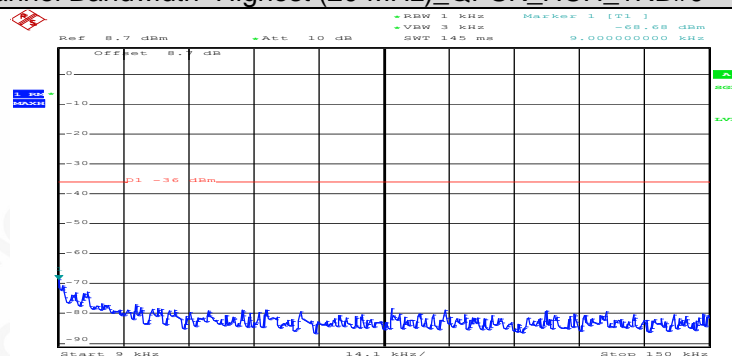


Co-existence	 <p>AAA Date: 17.OCT.2019 12:42:21</p>
Co-existence	 <p>AAA Date: 17.OCT.2019 12:42:28</p>
Co-existence	 <p>AAA Date: 17.OCT.2019 12:42:34</p>

Co-existence	 <p>AAA Date: 17.OCT.2019 12:42:40</p>
Co-existence	 <p>AAA Date: 17.OCT.2019 12:42:46</p>
Co-existence	 <p>AAA Date: 17.OCT.2019 12:42:53</p>
Additional	NA

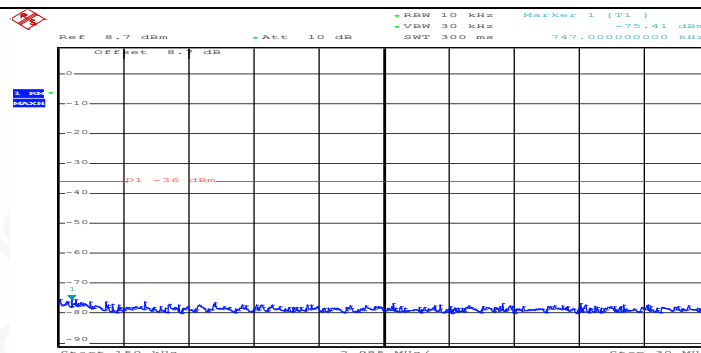
Channel Bandwidth=Highest (20 MHz)\_QPSK\_HCH\_1RB#0

General



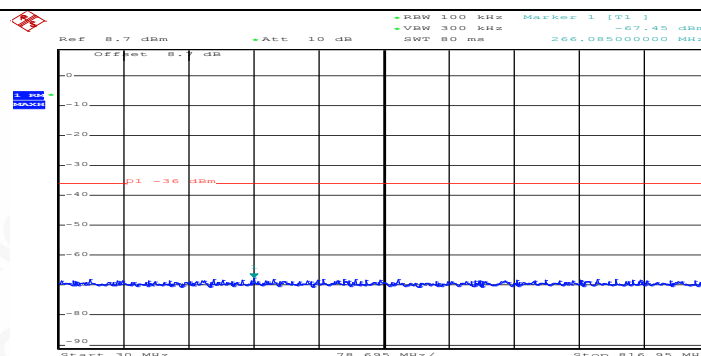
AAA  
Date: 17.OCT.2019 12:43:07

General



AAA  
Date: 17.OCT.2019 12:43:19

General



AAA  
Date: 17.OCT.2019 12:43:27



Attestation of Global Compliance

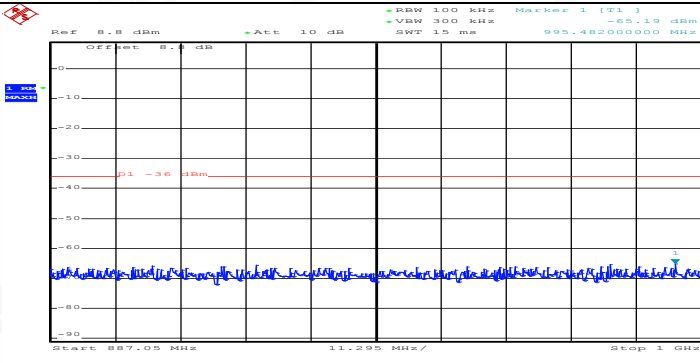
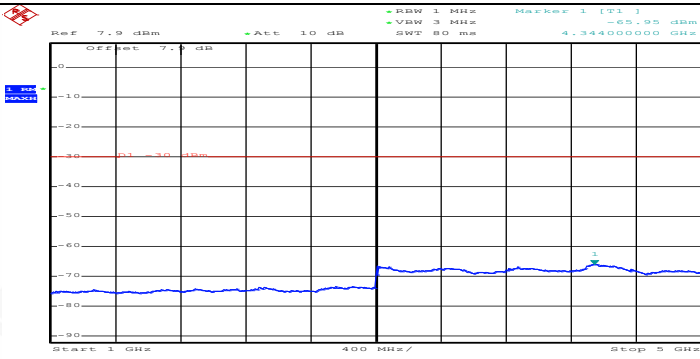
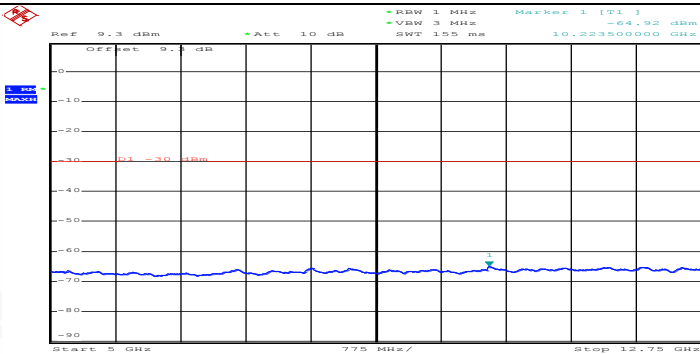
Attestation of Global Compliance(Shenzhen)Co.,Ltd.

Add: 2/F., Building 2, Sanwei Chaxi Industrial Park, Sanwei Community,  
Hangcheng Street, Bao'an District, Shenzhen, Guangdong, China

Tel: +86-755 2523 4088

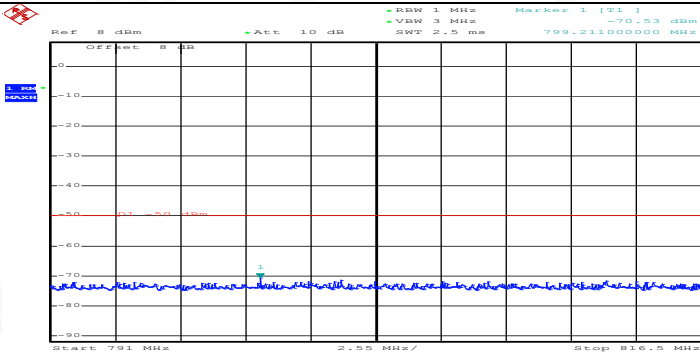
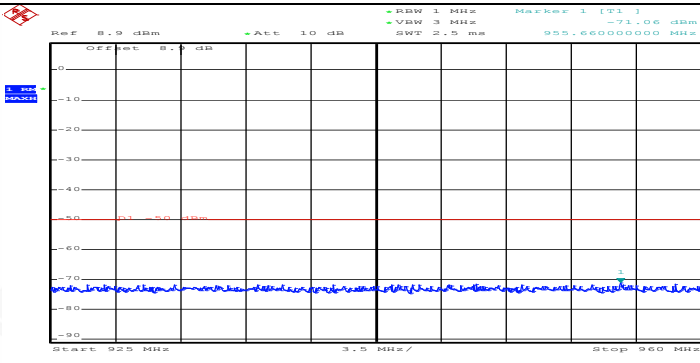
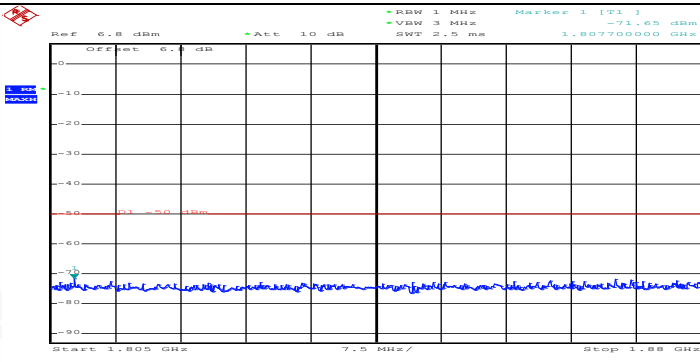
E-mail: agc@agc-cert.com

Service Hotline: 400 089 2118

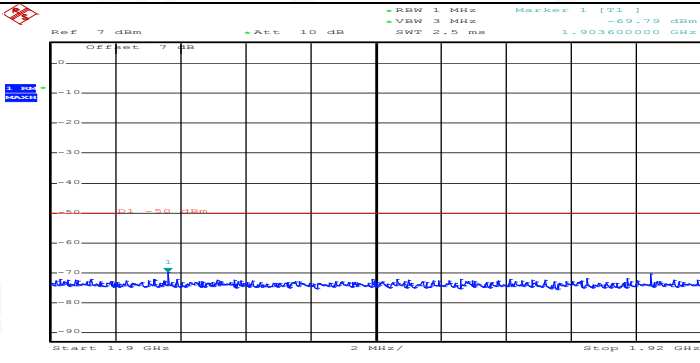
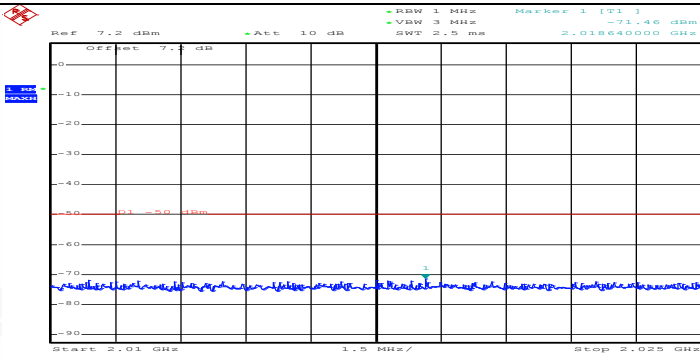
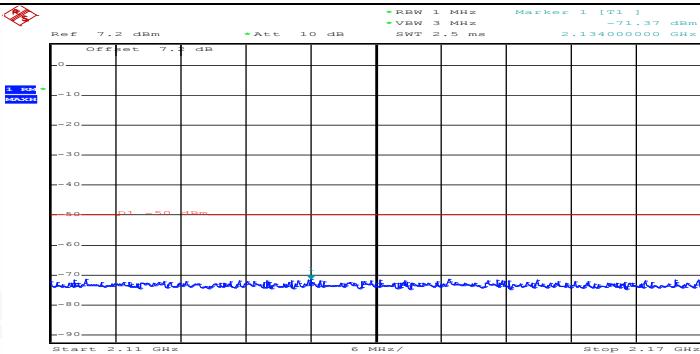
General	 <p>Ref: 8.8 dBm Att: 10 dB RBW: 100 kHz Marker 1: [T1] -65.19 dBm VSW: 300 kHz SWT: 15 ms 995.48200000 MHz</p> <p>Start: 887.05 MHz 1.295 MHz/ Stop: 1 GHz</p> <p>AAA Date: 17.OCT.2019 12:43:33</p>
General	 <p>Ref: 7.9 dBm Att: 10 dB RBW: 1 MHz Marker 1: [T1] -65.95 dBm VSW: 3 MHz SWT: 80 ms 4.34400000 GHz</p> <p>Start: 1 GHz 400 MHz/ Stop: 5 GHz</p> <p>AAA Date: 17.OCT.2019 12:43:41</p>
General	 <p>Ref: 9.3 dBm Att: 10 dB RBW: 1 MHz Marker 1: [T1] -64.92 dBm VSW: 3 MHz SWT: 155 ms 10.22350000 GHz</p> <p>Start: 5 GHz 7.75 MHz/ Stop: 12.75 GHz</p> <p>AAA Date: 17.OCT.2019 12:43:51</p>

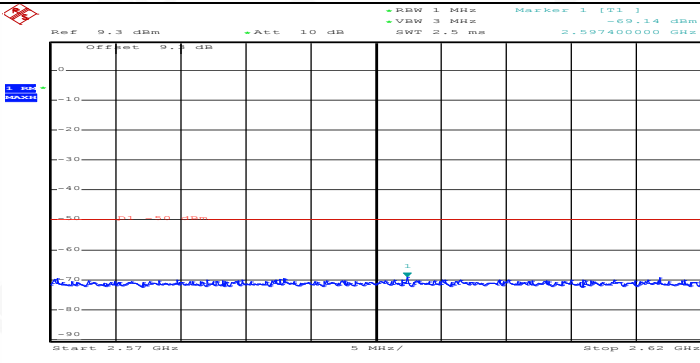
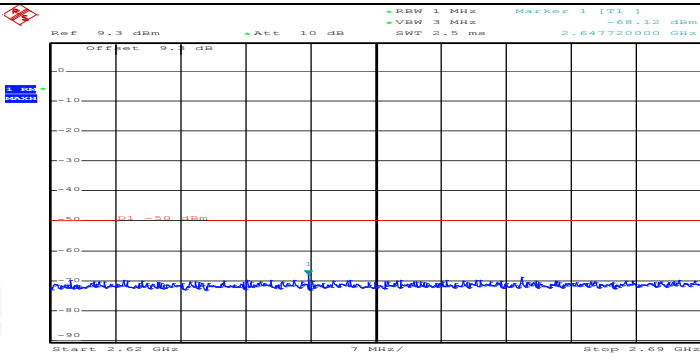
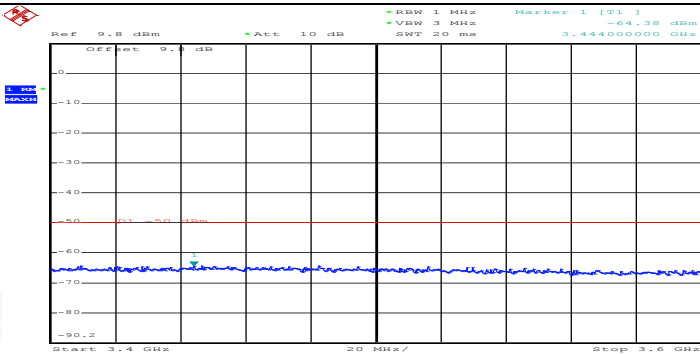


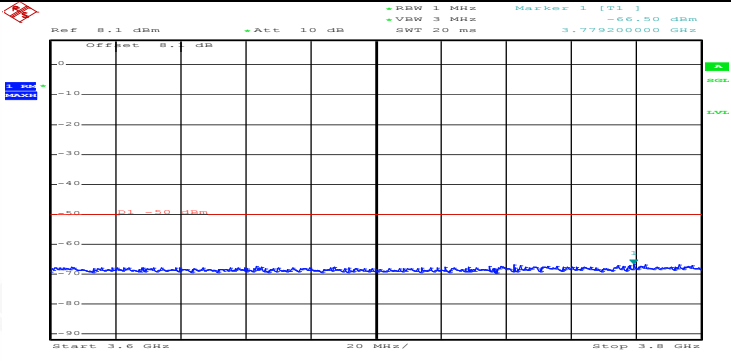


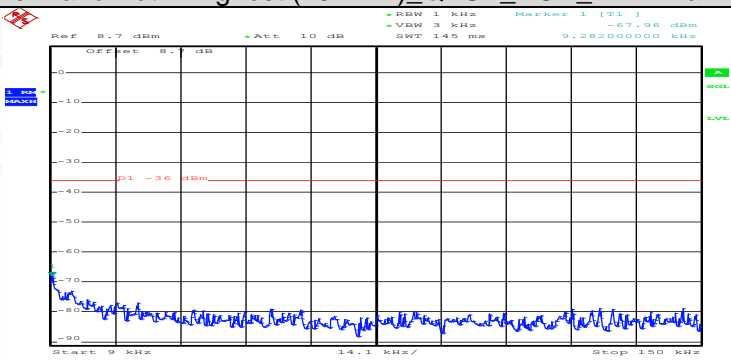
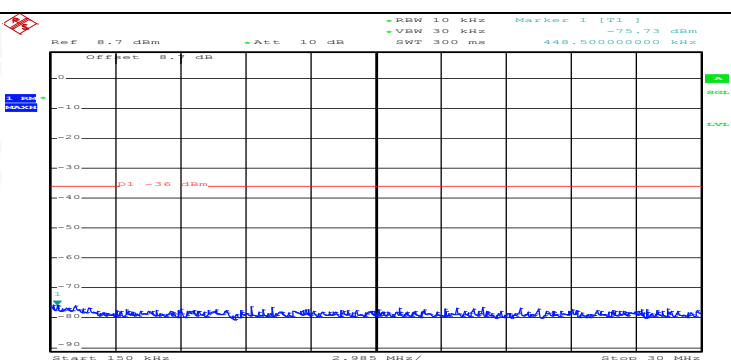
Co-existence	 <p>AAA Date: 17.OCT.2019 12:43:57</p>
Co-existence	 <p>AAA Date: 17.OCT.2019 12:44:04</p>
Co-existence	 <p>AAA Date: 17.OCT.2019 12:44:10</p>



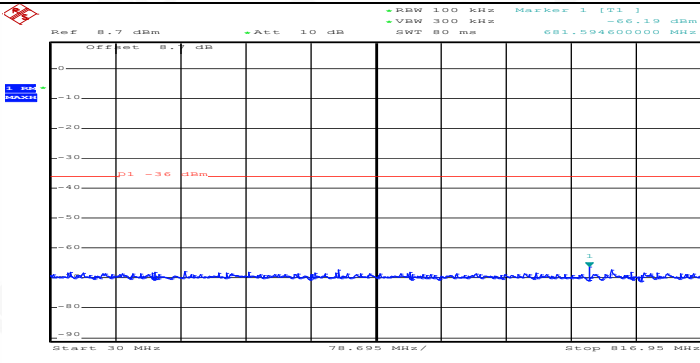
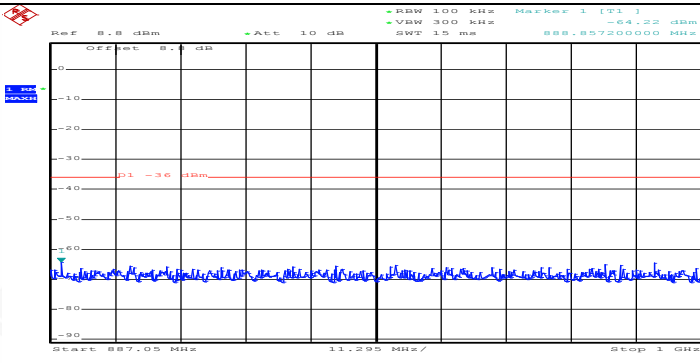
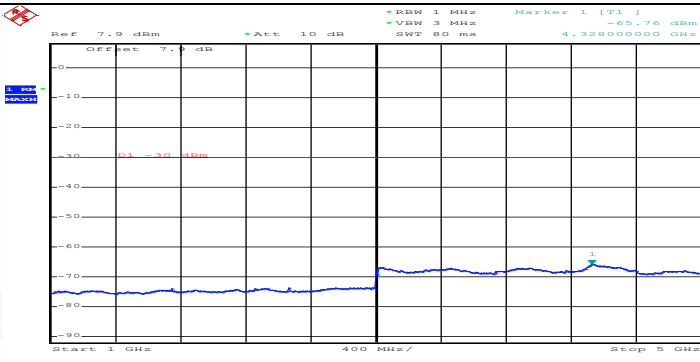
Co-existence	 <p>AAA Date: 17.OCT.2019 12:44:16</p>
Co-existence	 <p>AAA Date: 17.OCT.2019 12:44:23</p>
Co-existence	 <p>AAA Date: 17.OCT.2019 12:44:29</p>

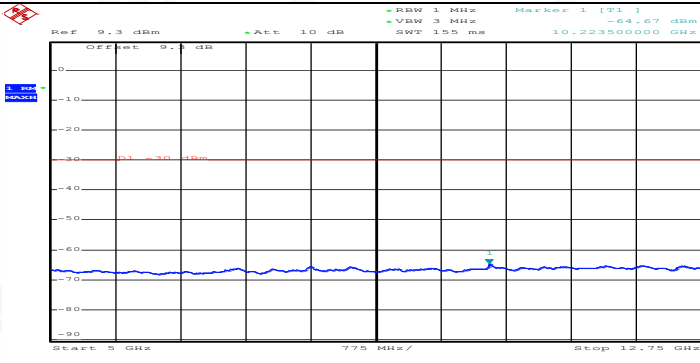
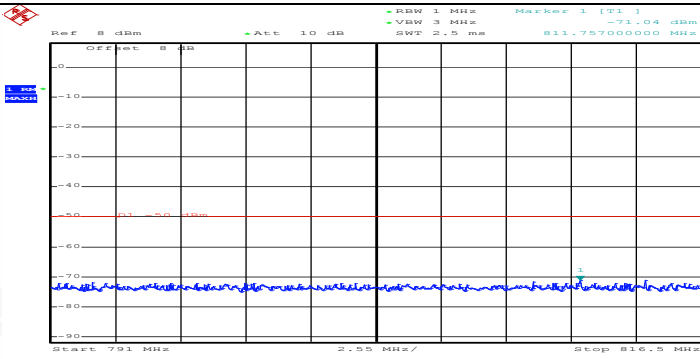
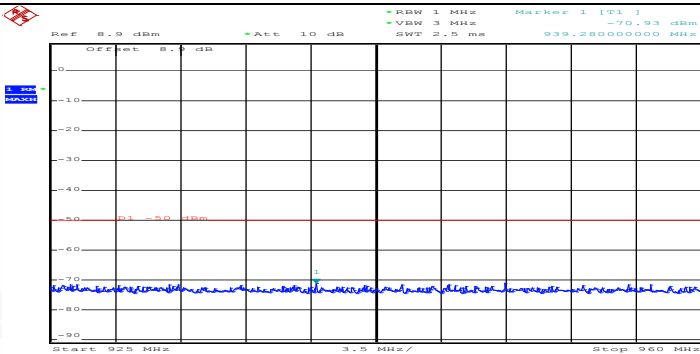
Co-existence	 <p>AAA Date: 17.OCT.2019 12:44:36</p>
Co-existence	 <p>AAA Date: 17.OCT.2019 12:44:43</p>
Co-existence	 <p>AAA Date: 17.OCT.2019 12:44:50</p>

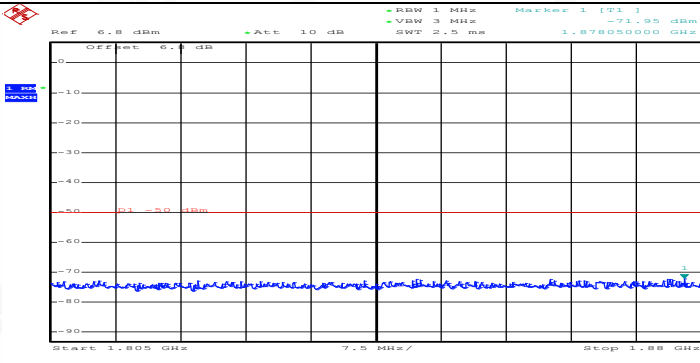
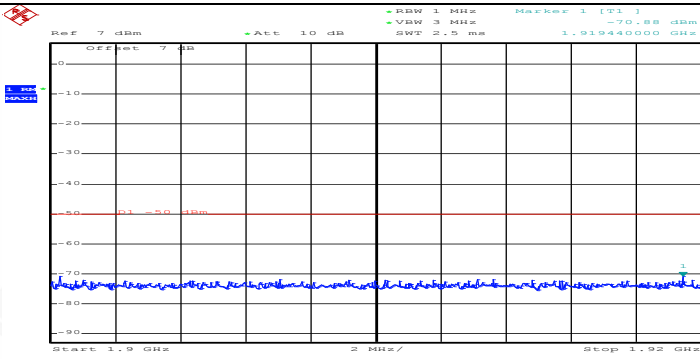
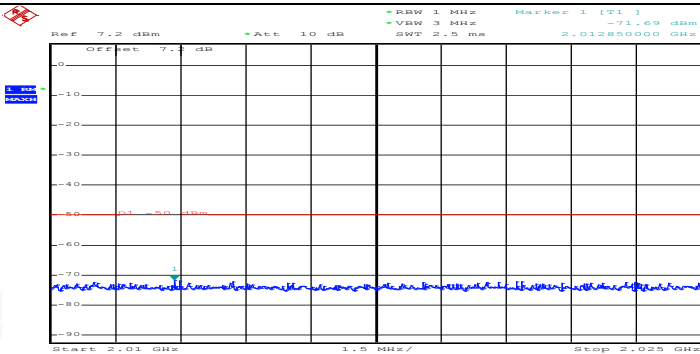
Co-existence	 <p>AAA Date: 17.OCT.2019 12:44:57</p>
Additional	NA

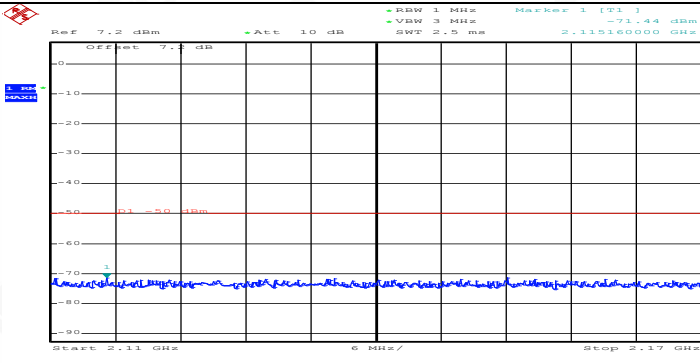
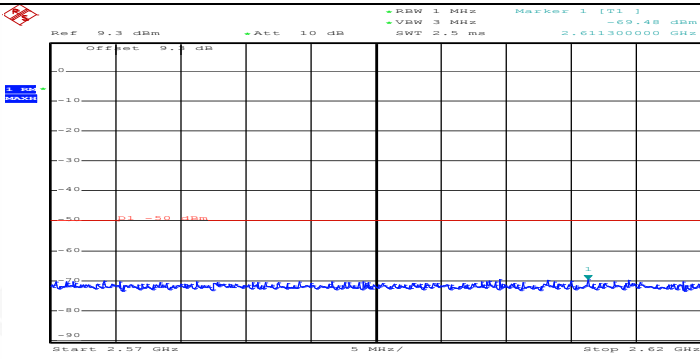
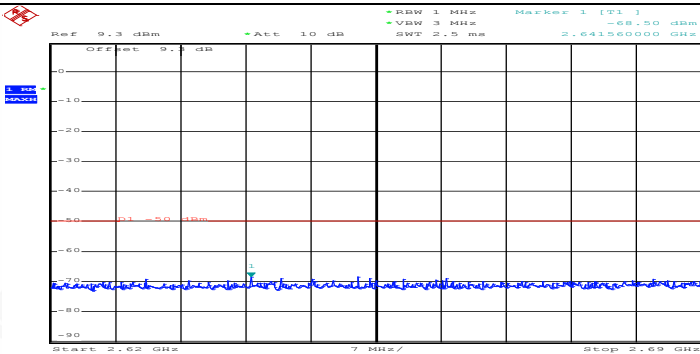
Channel Bandwidth=Highest (20 MHz) QPSK_HCH_1RB#max	
General	 <p>AAA Date: 17.OCT.2019 12:45:06</p>
General	 <p>AAA Date: 17.OCT.2019 12:45:18</p>



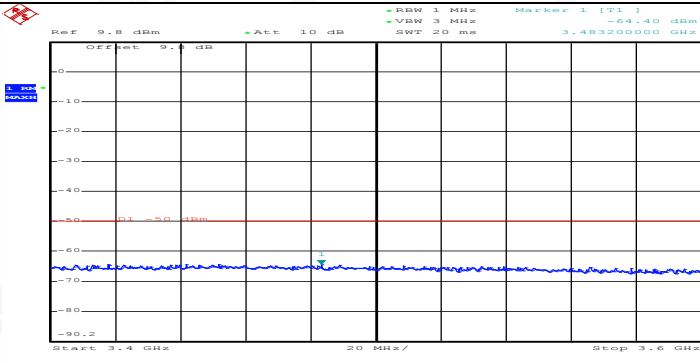
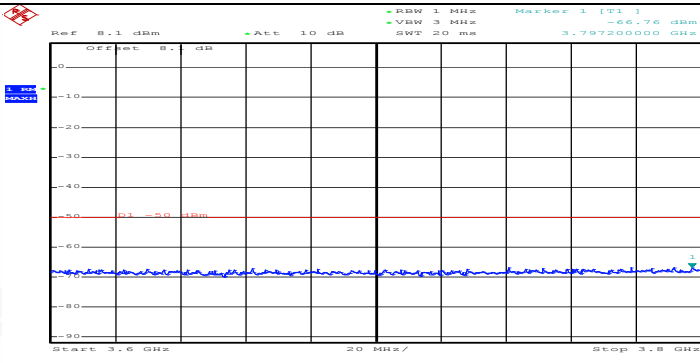
General	 <p>Ref: 8.7 dBm Att: 10 dB RBW: 100 kHz Marker 1 [T1] -66.19 dBm VSW: 300 kHz SWT: 80 ms 81.59450000 MHz</p> <p>Start: 30 MHz 78.695 MHz/ Stop: 816.95 MHz</p> <p>AAA Date: 17.OCT.2019 12:45:26</p>
General	 <p>Ref: 8.8 dBm Att: 10 dB RBW: 100 kHz Marker 1 [T1] -64.22 dBm VSW: 300 kHz SWT: 15 ms 888.85720000 MHz</p> <p>Start: 887.05 MHz 11.295 MHz/ Stop: 1 GHz</p> <p>AAA Date: 17.OCT.2019 12:45:33</p>
General	 <p>Ref: 7.9 dBm Att: 10 dB RBW: 1 MHz Marker 1 [T1] -69.76 dBm VSW: 3 MHz SWT: 80 ms 4.32800000 GHz</p> <p>Start: 1 GHz 400 MHz/ Stop: 5 GHz</p> <p>AAA Date: 17.OCT.2019 12:45:41</p>

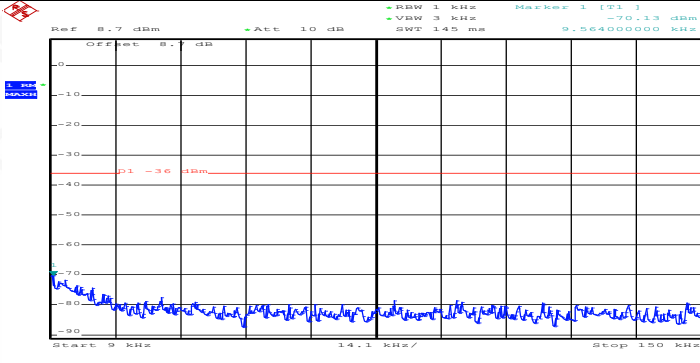
General	 <p>AAA Date: 17.OCT.2019 12:45:51</p>
Co-existence	 <p>AAA Date: 17.OCT.2019 12:45:57</p>
Co-existence	 <p>AAA Date: 17.OCT.2019 12:46:04</p>

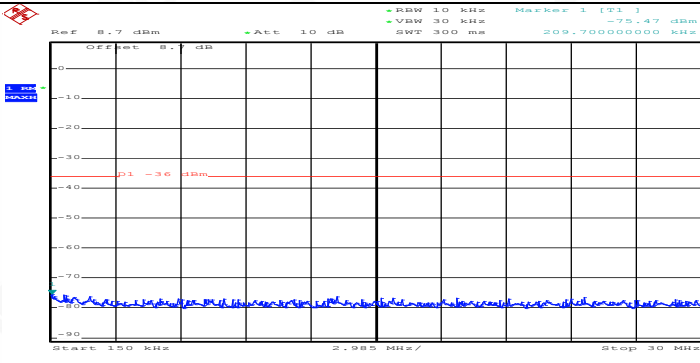
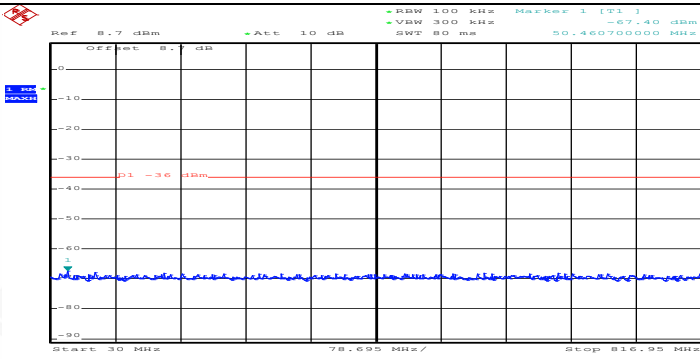
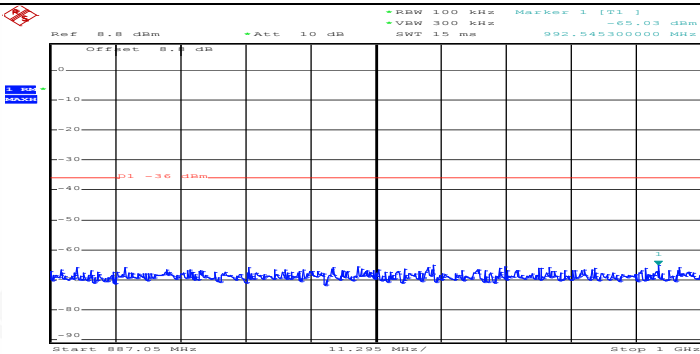
Co-existence	 <p>AAA Date: 17.OCT.2019 12:46:10</p>
Co-existence	 <p>AAA Date: 17.OCT.2019 12:46:18</p>
Co-existence	 <p>AAA Date: 17.OCT.2019 12:46:24</p>

Co-existence	 <p>AAA Date: 17.OCT.2019 12:46:30</p>
Co-existence	 <p>AAA Date: 17.OCT.2019 12:46:36</p>
Co-existence	 <p>AAA Date: 17.OCT.2019 12:46:43</p>

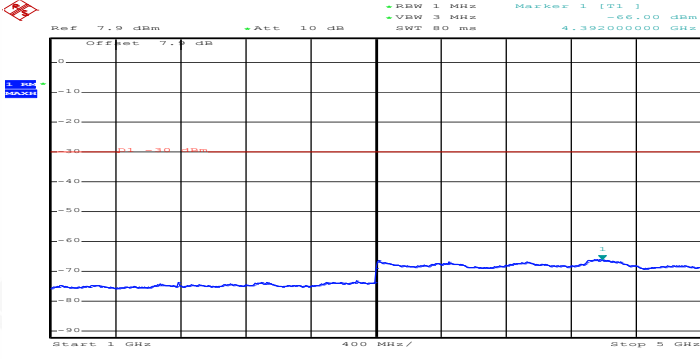
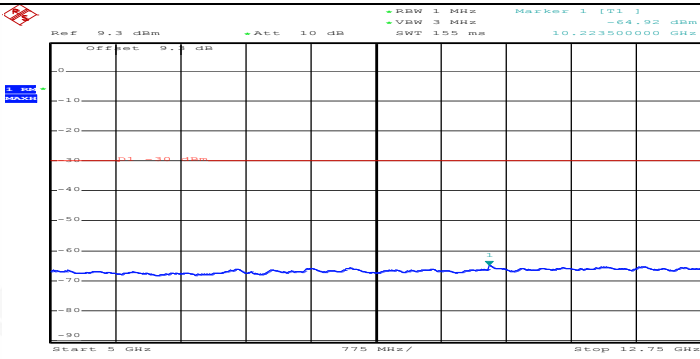
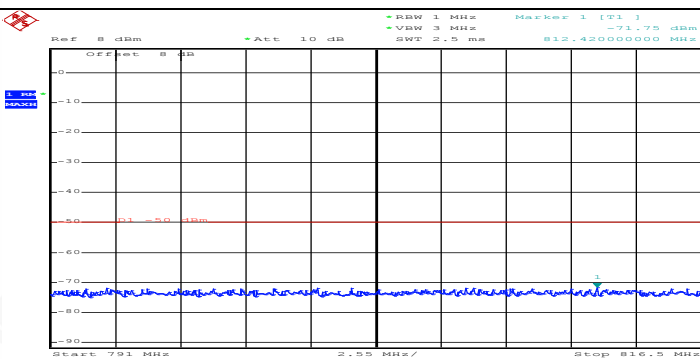


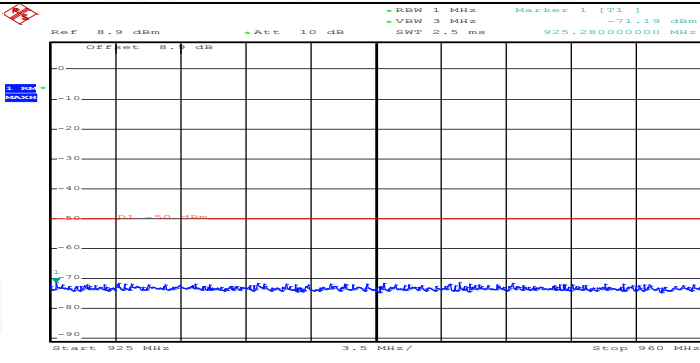
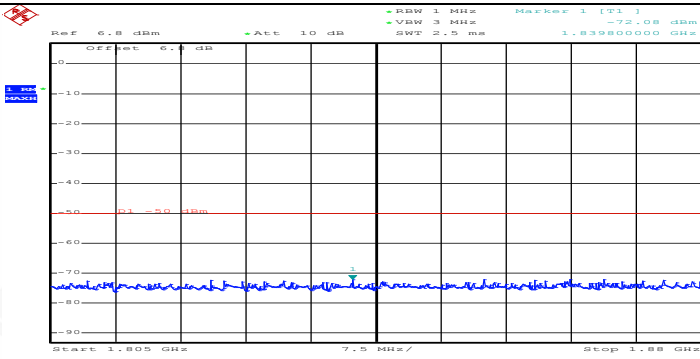
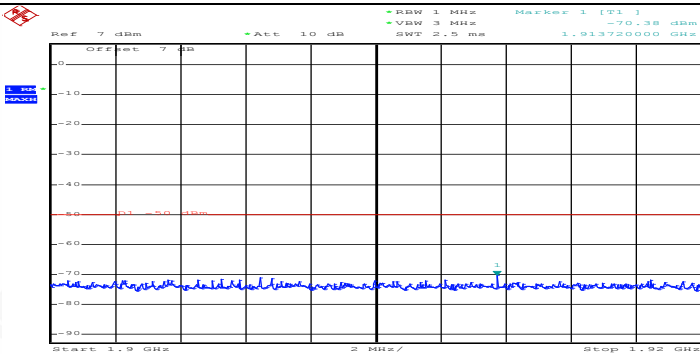
Co-existence	 <p>AAA Date: 17.OCT.2019 12:46:49</p>
Co-existence	 <p>AAA Date: 17.OCT.2019 12:46:56</p>
Additional	NA

Channel Bandwidth=Highest (20 MHz)_QPSK_HCH_FullIRB#0	
General	 <p>AAA Date: 17.OCT.2019 12:47:11</p>

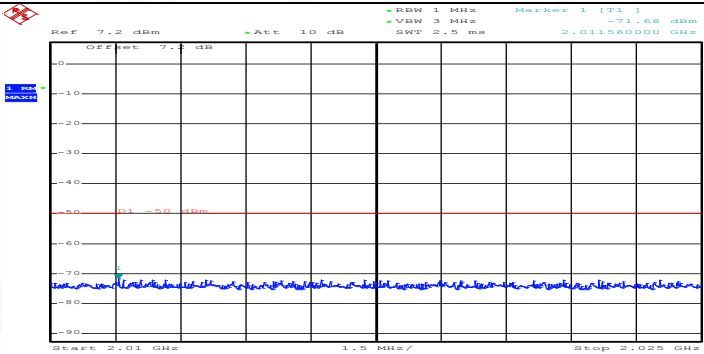
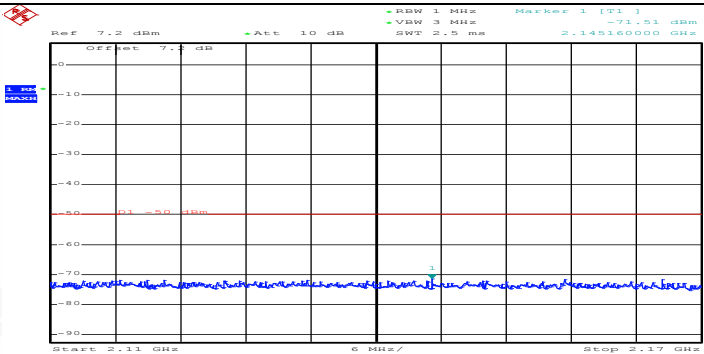
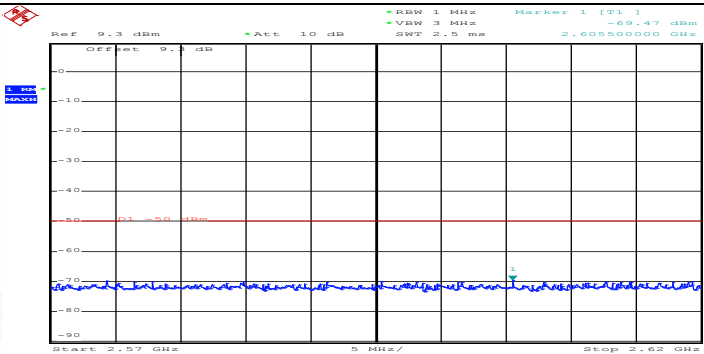
General	 <p>AAA Date: 17.OCT.2019 12:47:23</p>
General	 <p>AAA Date: 17.OCT.2019 12:47:31</p>
General	 <p>AAA Date: 17.OCT.2019 12:47:37</p>

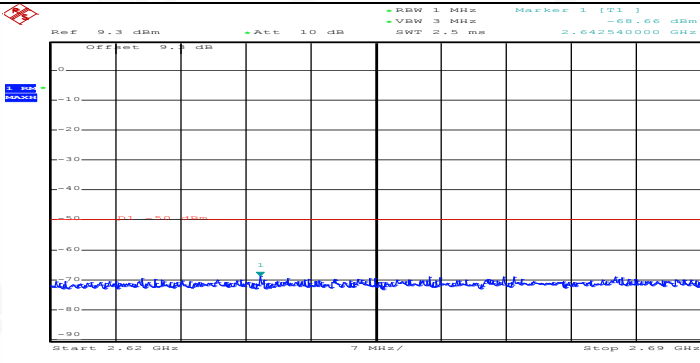
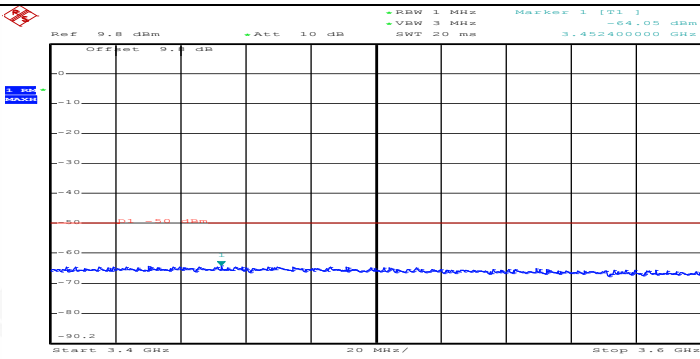
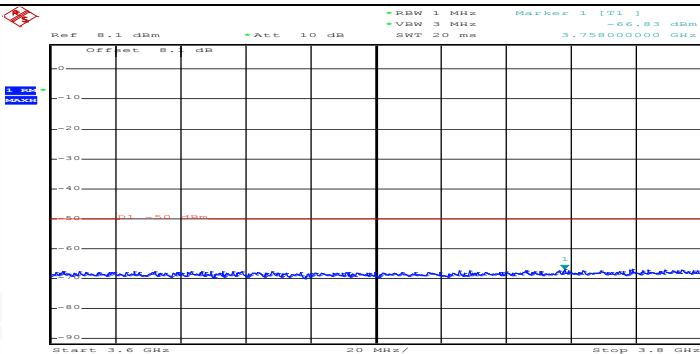


General	 <p>Ref 7.9 dBm Att 10 dB RBW 1 MHz Marker 1 [T1] -66.00 dBm VSW 3 MHz SWT 80 ms 4.39200000 GHz</p> <p>AAA Date: 17.OCT.2019 12:47:47</p>
General	 <p>Ref 9.3 dBm Att 10 dB RBW 1 MHz Marker 1 [T1] -64.92 dBm VSW 3 MHz SWT 155 ms 10.22300000 GHz</p> <p>AAA Date: 17.OCT.2019 12:47:56</p>
Co-existence	 <p>Ref 8 dBm Att 10 dB RBW 1 MHz Marker 1 [T1] -71.75 dBm VSW 3 MHz SWT 2.5 ms 812.42000000 MHz</p> <p>AAA Date: 17.OCT.2019 12:48:02</p>

Co-existence	 <p>Ref: 8.9 dBm, Att: 10 dB, RBW: 1 MHz, VSW: 3 MHz, SWT: 2.5 ms, Marker 1: [T1], -72.19 dBm, 925.2800000 MHz</p> <p>AAA Date: 17.OCT.2019 12:48:09</p>
Co-existence	 <p>Ref: 6.8 dBm, Att: 10 dB, RBW: 1 MHz, VSW: 3 MHz, SWT: 2.5 ms, Marker 1: [T1], -72.08 dBm, 1.8050000 GHz</p> <p>AAA Date: 17.OCT.2019 12:48:16</p>
Co-existence	 <p>Ref: 7 dBm, Att: 10 dB, RBW: 1 MHz, VSW: 3 MHz, SWT: 2.5 ms, Marker 1: [T1], -70.38 dBm, 1.913720000 GHz</p> <p>AAA Date: 17.OCT.2019 12:48:23</p>



Co-existence	 <p>AAA Date: 17.OCT.2019 12:48:29</p>
Co-existence	 <p>AAA Date: 17.OCT.2019 12:48:35</p>
Co-existence	 <p>AAA Date: 17.OCT.2019 12:48:41</p>

Co-existence	 <p>AAA Date: 17.OCT.2019 12:48:48</p>
Co-existence	 <p>AAA Date: 17.OCT.2019 12:48:55</p>
Co-existence	 <p>AAA Date: 17.OCT.2019 12:49:01</p>
Additional	NA

## 6. Receiver Spurious Emissions

### Test Result

NTNV

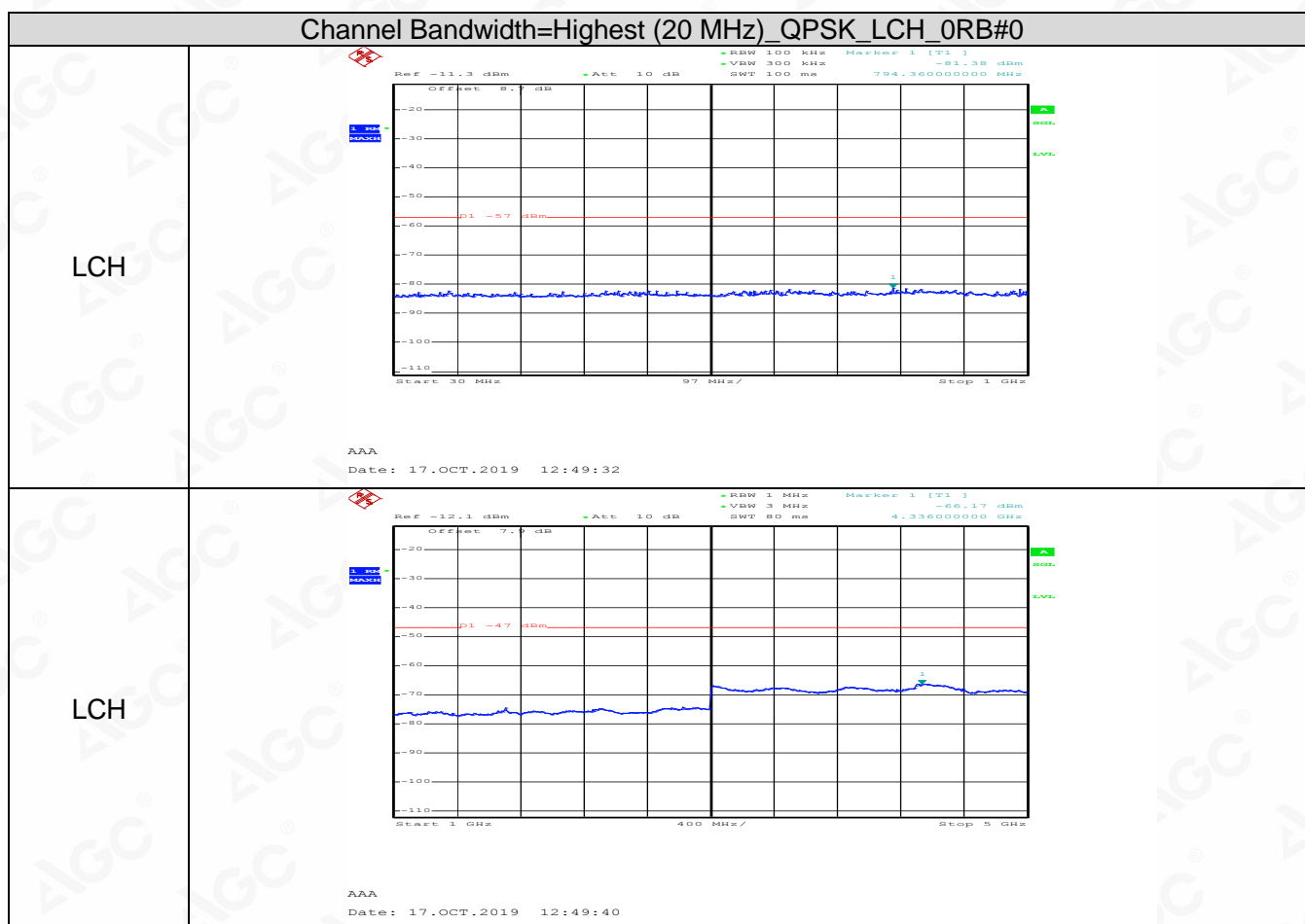
Channel Bandwidth=Highest

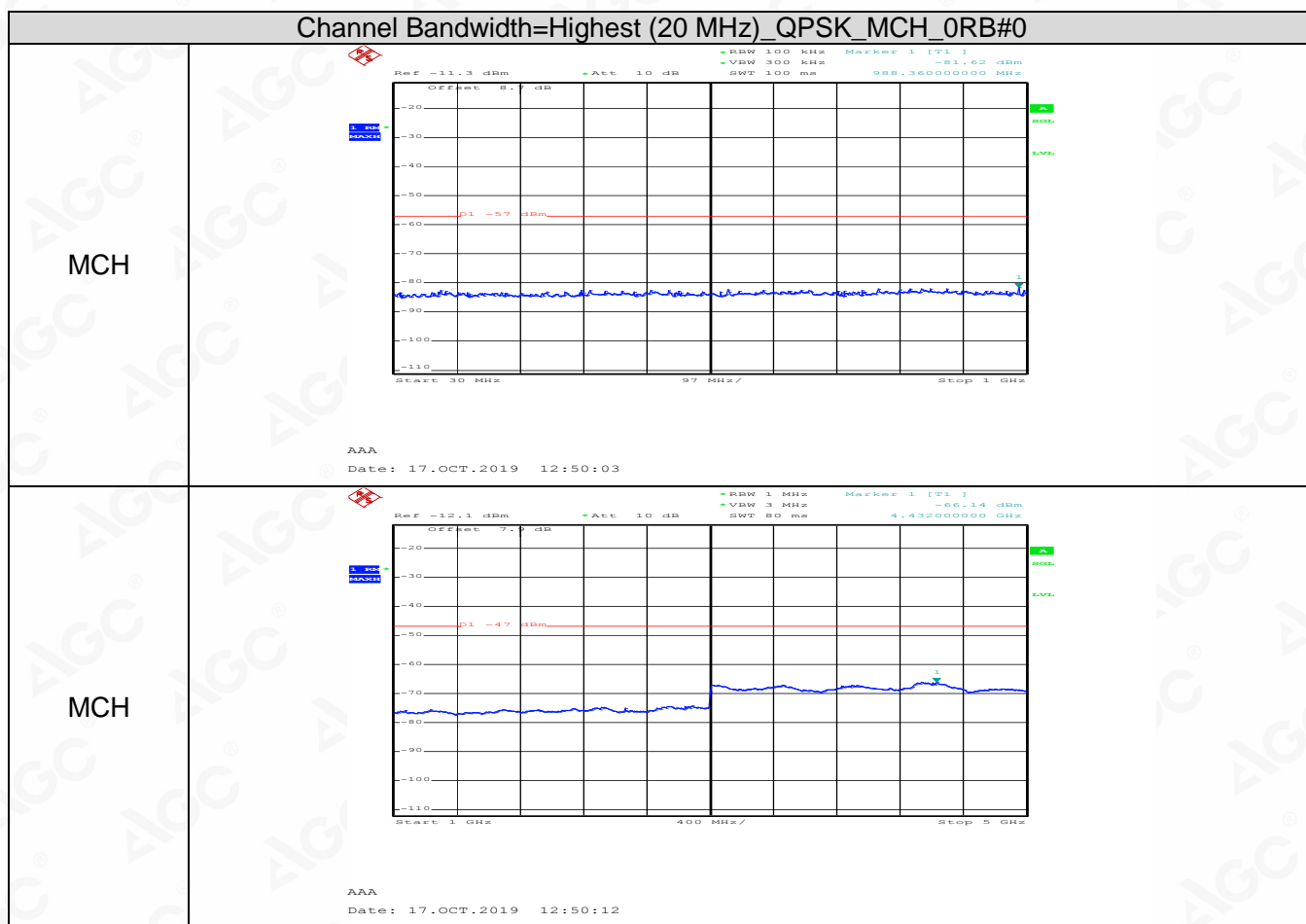
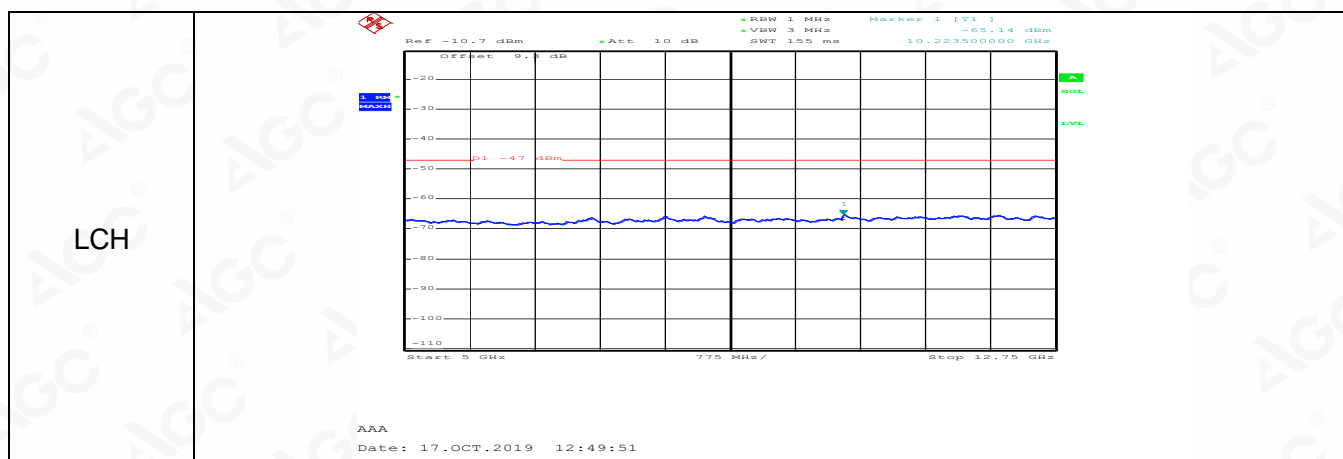
Condition	Modulation	Channel Bandwidth	Channel	RB allocation		Verdict
				RB Size	RB Offset	
Normal	QPSK	20 MHz	Low range	0	0	Pass
			Mid range	0	0	Pass
			High range	0	0	Pass

### Test Graphs

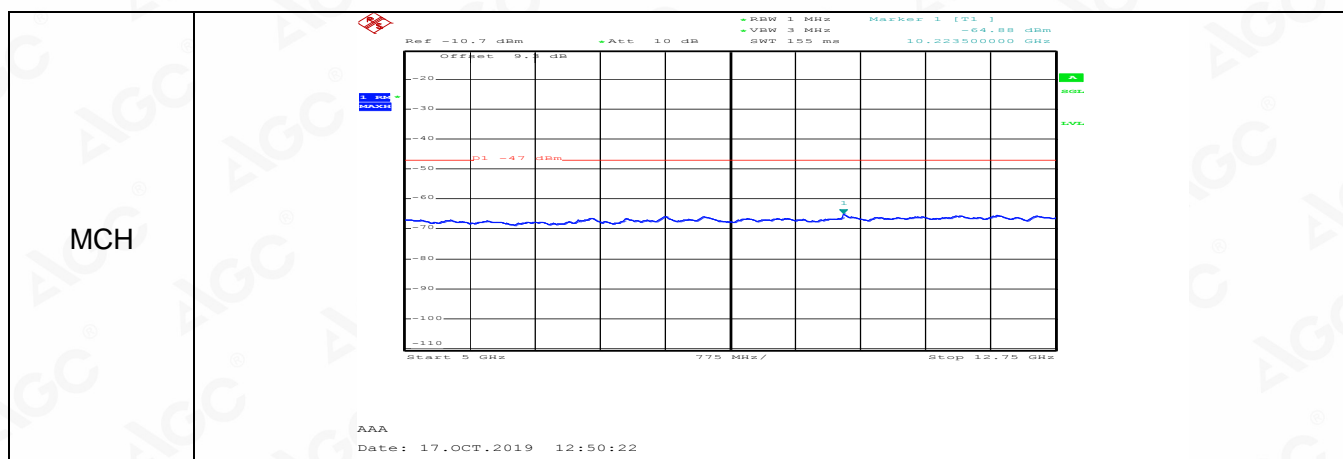
NTNV

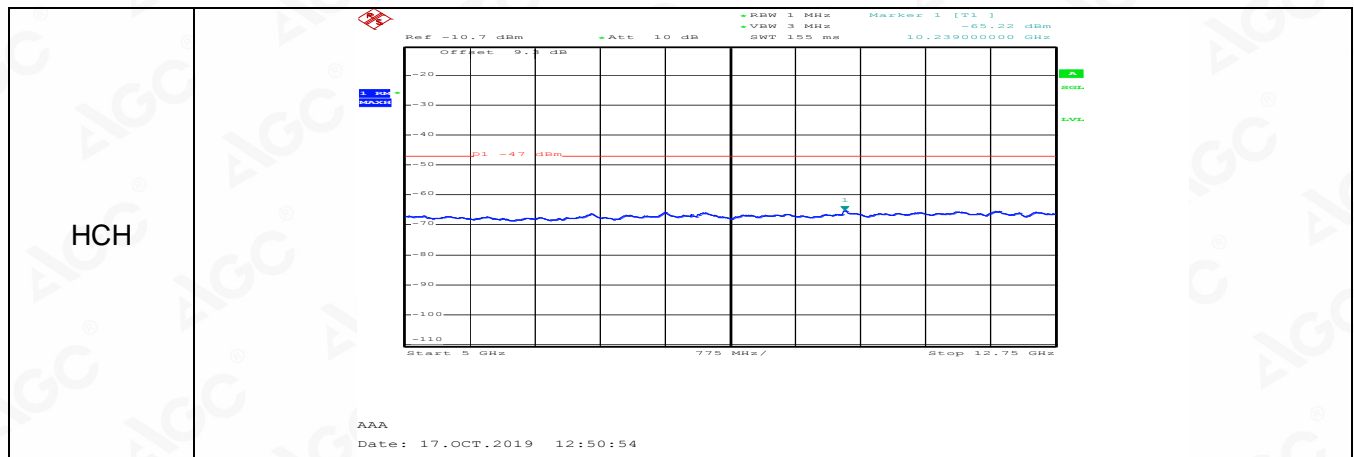
Channel Bandwidth=Highest











Attestation of Global Compliance

Attestation of Global Compliance(Shenzhen)Co.,Ltd.  
Add: 2/F., Building 2,Sanwei Chaxi Industrial Park, Sanwei Community,  
Hangcheng Street, Bao'an District, Shenzhen, Guangdong, China  
Tel: +86-755 2523 4088 E-mail: agc@agc-cert.com Service Hotline:400 089 2118

## 7. Radiated spurious emissions - MS in idle mode

### Test Result

NTNV

Channel Bandwidth=Highest= (20 MHz)

Frequency	Modulation	RBW	Max .Level (dbm)	Test Conditions=TNVN		
				Test Channel		
				LCH	MCH	HCH
$30 \text{ MHz} \leq f < 1 \text{ GHz}$	QPSK	100 kHz	-57	-88.04	-87.19	-84.20
$1 \text{ GHz} \leq f \leq 5 \text{ GHz}$		1 MHz	-47	-74.27	-75.52	-72.44
$5 \text{ GHz} \leq f \leq 12.75 \text{ GHz}$		1 MHz	-47	-72.35	-75.44	-78.06
Verdict	PASS					



Attestation of Global Compliance

Attestation of Global Compliance(Shenzhen)Co.,Ltd.

Add: 2/F., Building 2, Sanwei Chaxi Industrial Park, Sanwei Community,  
Hangcheng Street, Bao'an District, Shenzhen, Guangdong, China

Tel: +86-755 2523 4088

E-mail: agc@agc-cert.com

Service Hotline: 400 089 2118

## 8. Receiver Adjacent Channel Selectivity (ACS)

### Test Results

The equipment **passed** the requirement of this clause.

Test Environment			NC		
Test Frequencies			Mid range		
Test Channel Bandwidths			Lowest, 5MHz, Highest 20MHz		
Test Parameters for Channel Bandwidths					
	Downlink Configuration		Uplink Configuration		
Ch BW	Mod' n	RB allocation	Mod' n	RB allocation	CASE 1
		FDD		FDD	Throughput Limit
5MHz	QPSK	Full	QPSK	25	≥ 95 %
10MHz	QPSK	Full	QPSK	15,20,25	≥ 95 %
20MHz	QPSK	Full	QPSK	100	≥ 95 %
Verdict	Pass				
Ch BW	Mod' n	RB allocation	Mod' n	RB allocation	CASE 2
		FDD		FDD	Throughput Limit
5MHz	QPSK	Full	QPSK	25	≥ 95 %
10MHz	QPSK	Full	QPSK	15,20,25	≥ 95 %
20MHz	QPSK	Full	QPSK	100	≥ 95 %
Verdict	Pass				





## 9. Receiver blocking characteristics

### Test Results

The equipment **passed** the requirement of this clause.

#### In-Band Blocking

Test Environment			NC		
Test Frequencies			Mid range		
Test Channel Bandwidths			Lowest, 5MHz, Highest 20MHz		
Test Parameters for Channel Bandwidths					
	Downlink Configuration		Uplink Configuration		CASE1
Ch BW	Mod' n	RB allocation	Mod' n	RB allocation	Throughput Limit
		FDD		FDD	
5MHz	QPSK	Full	QPSK	25	≥ 95 %
10MHz	QPSK	Full	QPSK	15,20,25	≥ 95 %
20MHz	QPSK	Full	QPSK	100	≥ 95 %
Verdict	Pass				

#### In-Band Blocking

	Downlink Configuration		Uplink Configuration		CASE2
Ch BW	Mod' n	RB allocation	Mod' n	RB allocation	Throughput Limit
		FDD		FDD	
5MHz	QPSK	Full	QPSK	25	≥ 95 %
10MHz	QPSK	Full	QPSK	15,20,25	≥ 95 %
20MHz	QPSK	Full	QPSK	100	≥ 95 %
Verdict	Pass				

### Out-of Band Blocking

Test Environment			NC		
Test Frequencies			Low range for FInterferer below FDL_low High range for FInterferer above FDL_high		
Test Channel Bandwidths			Lowest, 5MHz, Highest 20MHz		
Test Parameters for Channel Bandwidths					
	Downlink Configuration		Uplink Configuration		RANGE1/RANGE2/RANGE3
Ch BW	Mod' n	RB allocation	Mod' n	RB allocation	Throughput Limit
		FDD		FDD	
5MHz	QPSK	Full	QPSK	25	≥ 95 %
10MHz	QPSK	Full	QPSK	15,20,25	≥ 95 %
20MHz	QPSK	Full	QPSK	100	≥ 95 %
Verdict	Pass				

### Narrow Band

Test Environment			NC		
Test Frequencies			Mid range		
Test Channel Bandwidths			Lowest, 5MHz, Highest 20MHz		
Test Parameters for Channel Bandwidths					
	Downlink Configuration		Uplink Configuration		
Ch BW	Mod' n	RB allocation	Mod' n	RB allocation	Throughput Limit
		FDD		FDD	
5MHz	QPSK	Full	QPSK	25	≥ 95 %
10MHz	QPSK	Full	QPSK	15,20,25	≥ 95 %
20MHz	QPSK	Full	QPSK	100	≥ 95 %
Verdict	Pass				



## 10. Receiver Spurious Response

### test Results

The equipment **passed** the requirement of this clause.

Test Environment			NC		
Test Frequencies			Mid range		
Test Channel Bandwidths			Lowest, 5MHz, Highest 20MHz		
Test Parameters for Channel Bandwidths					
	Downlink Configuration		Uplink Configuration		
Ch BW	Mod' n	RB allocation	Mod' n	RB allocation	CASE 1
		FDD		FDD	Throughput Limit
5MHz	QPSK	Full	QPSK	25	≥ 95 %
10MHz	QPSK	Full	QPSK	15,20,25	≥ 95 %
20MHz	QPSK	Full	QPSK	100	≥ 95 %
Verdict	Pass				
Ch BW	Mod' n	RB allocation	Mod' n	RB allocation	CASE 2
		FDD		FDD	Throughput Limit
5MHz	QPSK	Full	QPSK	25	≥ 95 %
10MHz	QPSK	Full	QPSK	15,20,25	≥ 95 %
20MHz	QPSK	Full	QPSK	100	≥ 95 %
Verdict	Pass				



## 11. Receiver Intermodulation Characteristics

### Test Results

The equipment **passed** the requirement of this clause.

Test Band			Band 20			
Test Environment			NC			
Test Frequencies			Mid range			
Test Channel Bandwidths			Lowest, 5MHz, Highest 20MHz			
Test Parameters for Channel Bandwidths						
	Downlink Configuration		Uplink Configuration			
Ch BW	Mod' n	RB allocation	Mod' n	RB allocation	Meas. Throughput	Throughput Limit
		FDD		FDD		
5MHz	QPSK	Full	QPSK	25	PASS	≥ 95 %
10MHz	QPSK	Full	QPSK	15,20,25	PASS	≥ 95 %
20MHz	QPSK	Full	QPSK	100	PASS	≥ 95 %
Verdict	Pass					





## 12. Receiver Reference Sensitivity Level

### Test Results

NTNV

	TestEnvironment			NC			
	Test Frequencies			Midrange			
	TestChannelBandwidths			Lowest,5MHz,Highest 20MHz			
	Test Parameters for Channel Bandwidths						
		DownlinkConfiguration		Uplink Configuration			
	Ch BW	Mod' n	RB allocation	Mod' n	RB allocation	Meas. Throughput	Throughput Limit
			FDD		FDD		
TNVN	5MHz	QPSK	Full	QPSK	25	PASS	≥ 95 %
	10MHz	QPSK	Full	QPSK	15,20,25	PASS	≥ 95 %
	20MHz	QPSK	Full	QPSK	100	PASS	≥ 95 %
	Verdict	Pass					
TL,VL	5MHz	QPSK	Full	QPSK	25	PASS	≥ 95 %
	10MHz	QPSK	Full	QPSK	15,20,25	PASS	≥ 95 %
	20MHz	QPSK	Full	QPSK	100	PASS	≥ 95 %
	Verdict	Pass					
TL,VH	5MHz	QPSK	Full	QPSK	25	PASS	≥ 95 %
	10MHz	QPSK	Full	QPSK	15,20,25	PASS	≥ 95 %
	20MHz	QPSK	Full	QPSK	100	PASS	≥ 95 %
	Verdict	Pass					



Attestation of Global Compliance

Attestation of Global Compliance(Shenzhen)Co.,Ltd.

Add: 2/F., Building 2, Sanwei Chaxi Industrial Park, Sanwei Community,  
Hangcheng Street, Bao'an District, Shenzhen, Guangdong, China

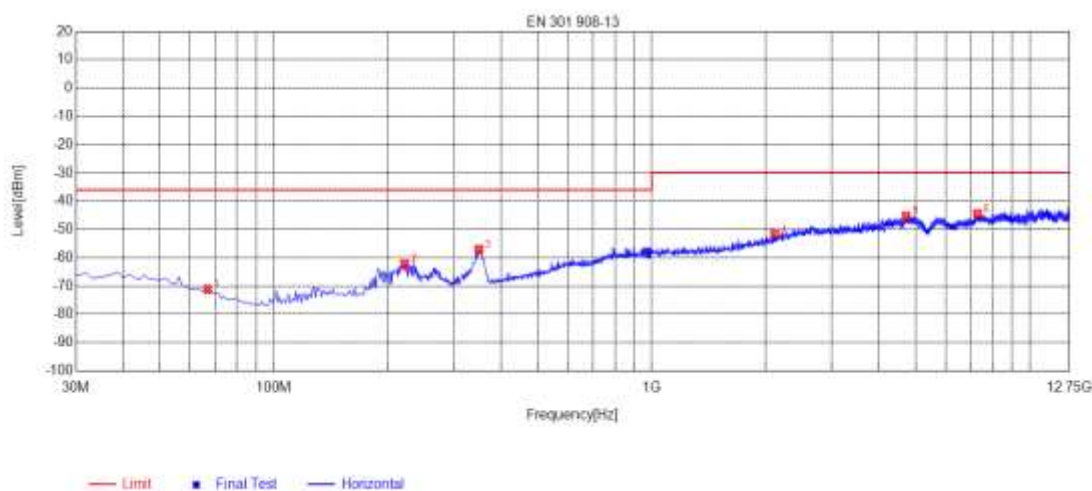
Tel: +86-755 2523 4088

E-mail: agc@agc-cert.com

Service Hotline: 400 089 2118

## APPENDIX F. RADIATED SPURIOUS EMISSIONS TEST RESULT

Radiated spurious emissions LTE band 1 – H



NO.	Freq. [MHz]	Reading [dBm]	Level [dBm]	Limit [dBm]	Margin [dB]	Factor [dB]	Angle [°]	Polarity
1	66.8600	-100.41	-71.14	-36.00	35.14	29.27	40	Horizontal
2	222.060	-91.28	-62.22	-36.00	26.22	29.06	359	Horizontal
3	349.130	-90.20	-57.03	-36.00	21.03	33.17	115	Horizontal
4	2116.47	-53.05	-51.61	-30.00	21.61	1.44	199	Horizontal
5	4709.04	-54.88	-45.29	-30.00	15.29	9.59	350	Horizontal
6	7280.45	-57.20	-44.42	-30.00	14.42	12.78	132	Horizontal



Attestation of Global Compliance

Attestation of Global Compliance(Shenzhen)Co.,Ltd.

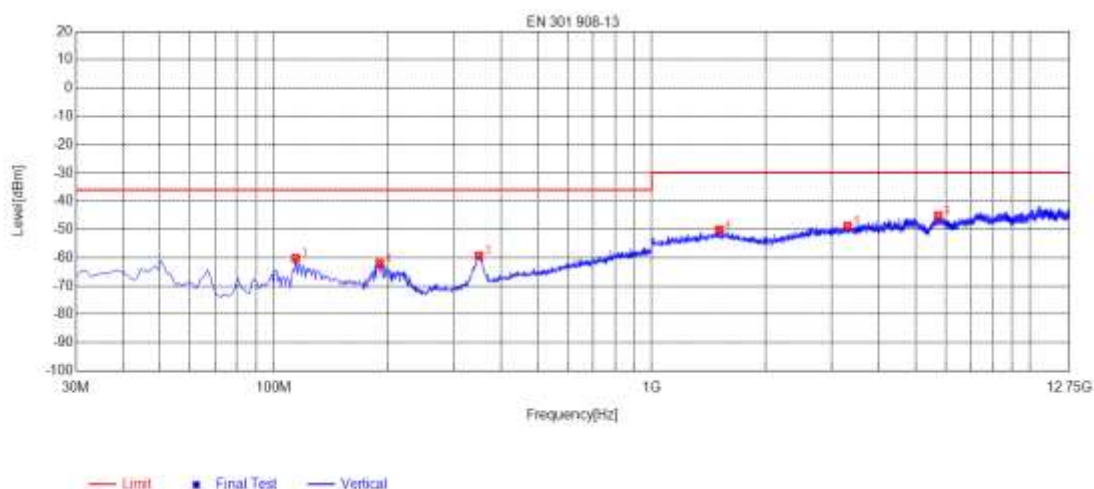
Add: 2/F., Building 2, Sanwei Chaxi Industrial Park, Sanwei Community,  
Hangcheng Street, Bao'an District, Shenzhen, Guangdong, China

Tel: +86-755 2523 4088

E-mail: agc@agc-cert.com

Service Hotline: 400 089 2118

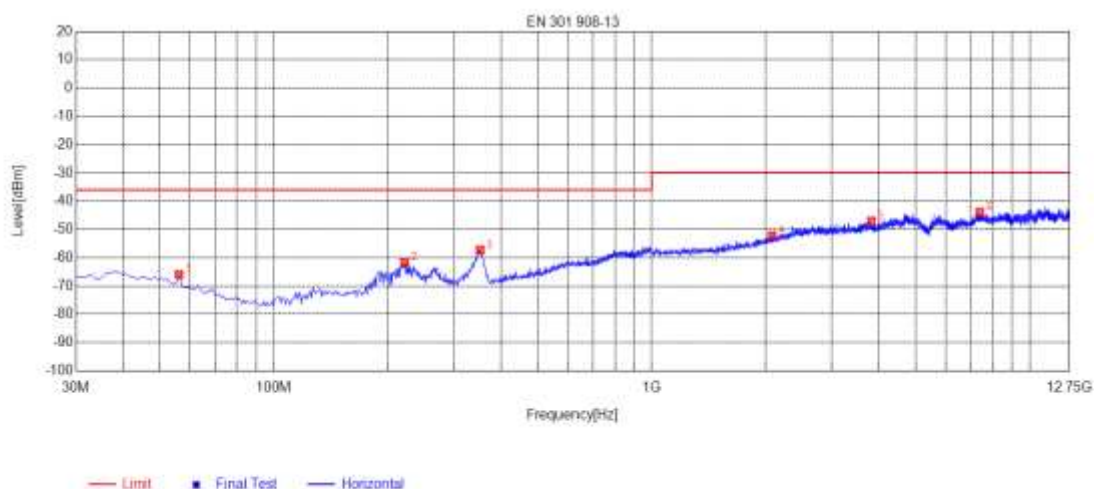
### Radiated spurious emissions LTE band 1 – V



NO.	Freq. [MHz]	Reading [dBm]	Level [dBm]	Limit [dBm]	Margin [dB]	Factor [dB]	Angle [°]	Polarity
1	114.390	-92.19	-60.21	-36.00	24.21	31.98	102	Vertical
2	191.020	-90.57	-62.00	-36.00	26.00	28.57	44	Vertical
3	349.130	-92.31	-59.39	-36.00	23.39	32.92	1	Vertical
4	1510.05	-52.27	-50.15	-30.00	20.15	2.12	303	Vertical
5	3298.75	-54.54	-48.82	-30.00	18.82	5.72	360	Vertical
6	5729.14	-55.65	-45.18	-30.00	15.18	10.47	102	Vertical



### Radiated spurious emissions LTE band 3 – H

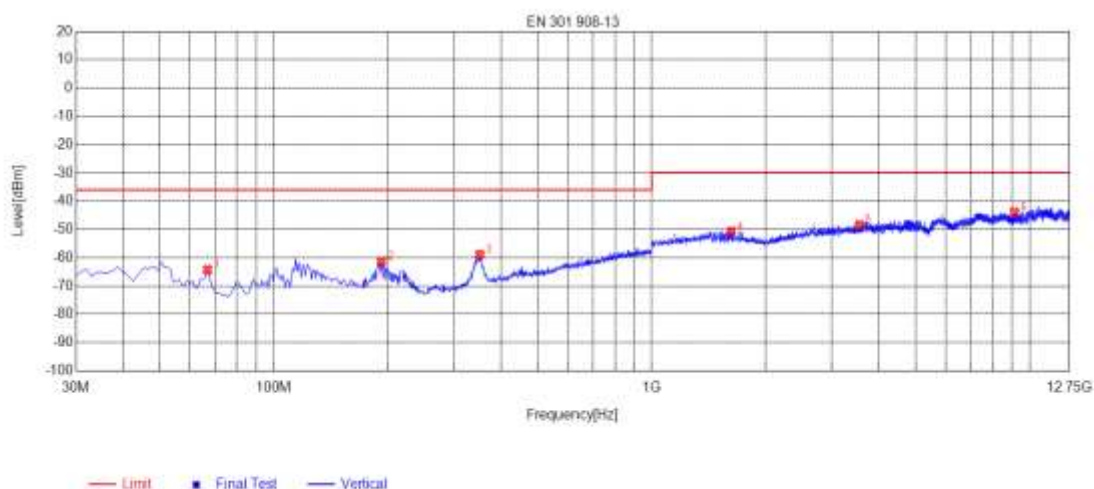


NO.	Freq. [MHz]	Reading [dBm]	Level [dBm]	Limit [dBm]	Margin [dB]	Factor [dB]	Angle [°]	Polarity
1	56.1900	-97.84	-65.96	-36.00	29.96	31.88	108	Horizontal
2	222.060	-90.61	-61.55	-36.00	25.55	29.06	341	Horizontal
3	352.040	-90.51	-57.27	-36.00	21.27	33.24	266	Horizontal
4	2083.56	-53.39	-52.21	-30.00	22.21	1.18	142	Horizontal
5	3813.51	-54.23	-47.07	-30.00	17.07	7.16	183	Horizontal
6	7383.87	-57.10	-43.90	-30.00	13.90	13.20	1	Horizontal





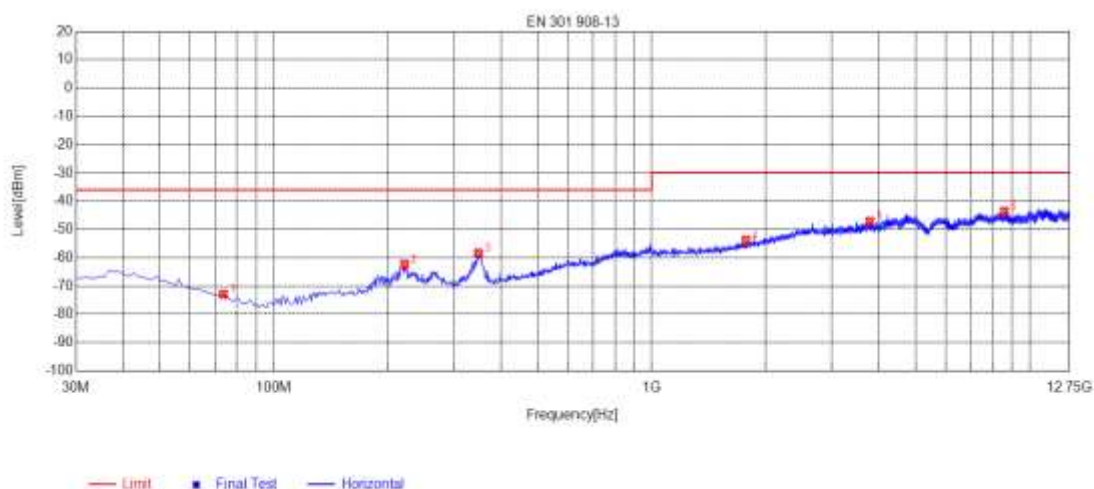
### Radiated spurious emissions LTE band 3 – V



NO.	Freq. [MHz]	Reading [dBm]	Level [dBm]	Limit [dBm]	Margin [dB]	Factor [dB]	Angle [°]	Polarity
1	66.8600	-93.28	-64.29	-36.00	28.29	28.99	287	Vertical
2	192.960	-89.56	-61.34	-36.00	25.34	28.22	44	Vertical
3	351.070	-91.85	-58.85	-36.00	22.85	33.00	1	Vertical
4	1625.22	-52.43	-50.71	-30.00	20.71	1.72	94	Vertical
5	3547.90	-54.59	-48.41	-30.00	18.41	6.18	354	Vertical
6	9123.22	-57.47	-43.94	-30.00	13.94	13.53	320	Vertical



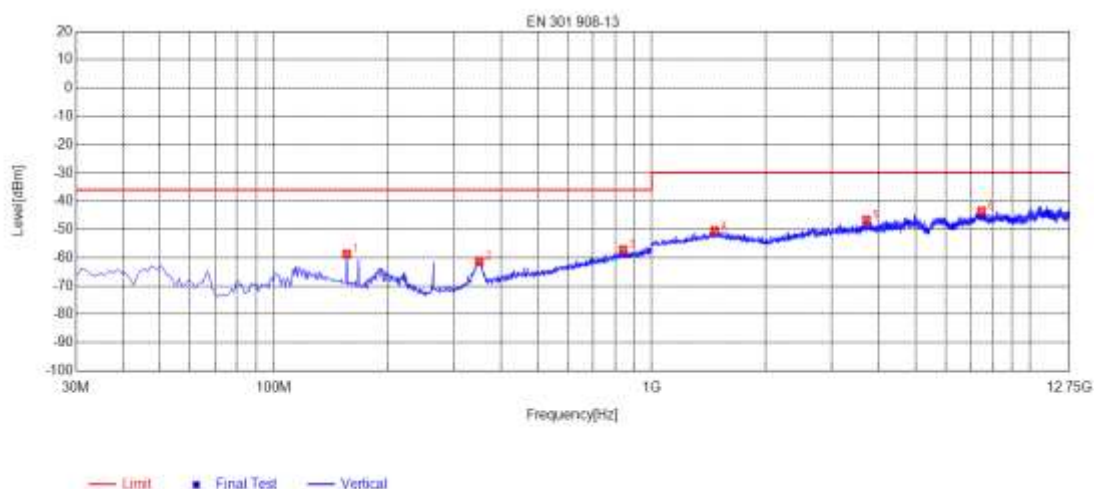
### Radiated spurious emissions LTE band 7 – H



NO.	Freq. [MHz]	Reading [dBm]	Level [dBm]	Limit [dBm]	Margin [dB]	Factor [dB]	Angle [°]	Polarity
1	73.6500	-100.81	-72.91	-36.00	36.91	27.90	73	Horizontal
2	222.060	-91.40	-62.34	-36.00	26.34	29.06	340	Horizontal
3	348.160	-91.53	-58.39	-36.00	22.39	33.14	73	Horizontal
4	1775.65	-52.68	-53.83	-30.00	23.83	-1.15	359	Horizontal
5	3780.60	-54.20	-47.14	-30.00	17.14	7.06	265	Horizontal
6	8570.86	-56.63	-43.65	-30.00	13.65	12.98	273	Horizontal



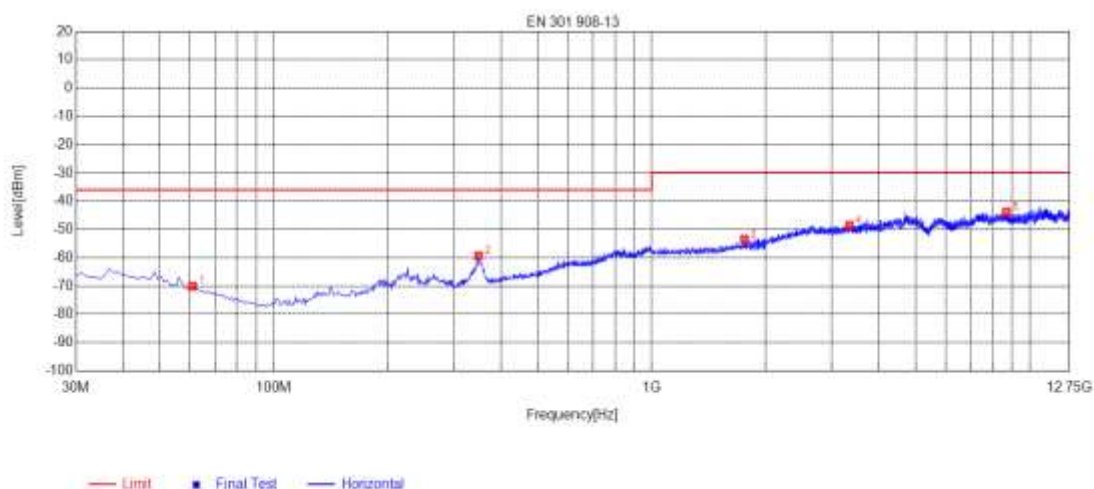
### Radiated spurious emissions LTE band 7 – V



NO.	Freq. [MHz]	Reading [dBm]	Level [dBm]	Limit [dBm]	Margin [dB]	Factor [dB]	Angle [°]	Polarity
1	156.100	-91.98	-58.70	-36.00	22.70	33.28	69	Vertical
2	350.100	-94.23	-61.27	-36.00	25.27	32.96	10	Vertical
3	840.920	-99.92	-57.17	-36.00	21.17	42.75	312	Vertical
4	1467.74	-52.44	-50.49	-30.00	20.49	1.95	236	Vertical
5	3700.69	-53.22	-46.67	-30.00	16.67	6.55	360	Vertical
6	7456.74	-57.22	-43.51	-30.00	13.51	13.71	1	Vertical



### Radiated spurious emissions LTE band 8- H

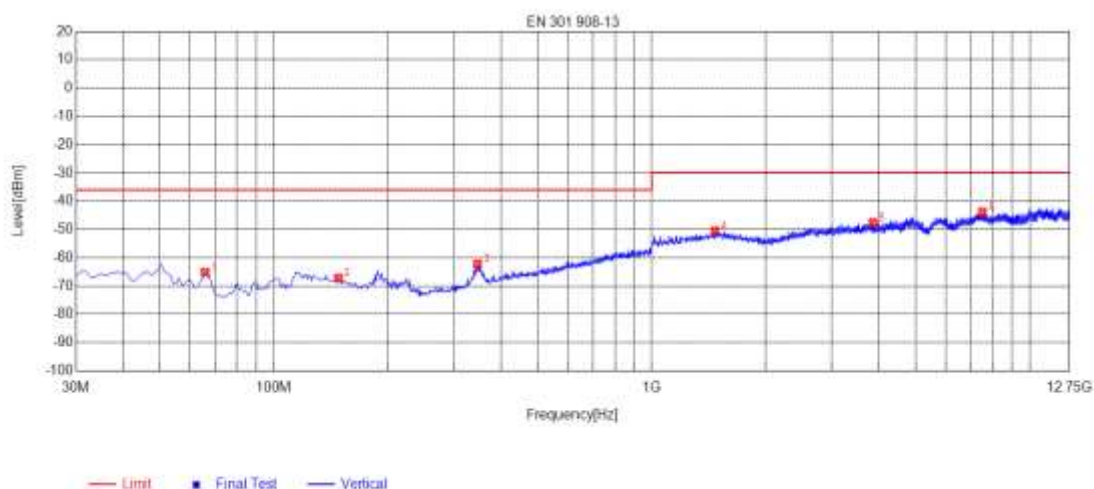


NO.	Freq. [MHz]	Reading [dBm]	Level [dBm]	Limit [dBm]	Margin [dB]	Factor [dB]	Angle [°]	Polarity
1	61.0400	-100.60	-70.05	-36.00	34.05	30.55	64	Horizontal
2	348.160	-92.51	-59.37	-36.00	23.37	33.14	90	Horizontal
3	1759.20	-52.27	-53.54	-30.00	23.54	-1.27	31	Horizontal
4	3336.36	-54.45	-48.56	-30.00	18.56	5.89	98	Horizontal
5	8681.33	-56.98	-43.92	-30.00	13.92	13.06	359	Horizontal





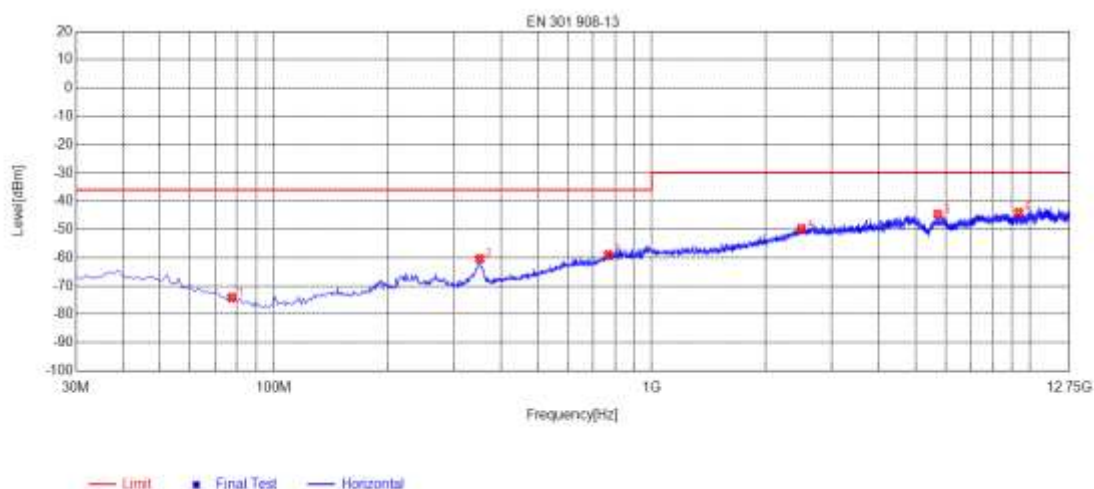
### Radiated spurious emissions LTE band 8 – V



NO.	Freq. [MHz]	Reading [dBm]	Level [dBm]	Limit [dBm]	Margin [dB]	Factor [dB]	Angle [°]	Polarity
1	65.8900	-94.55	-65.23	-36.00	29.23	29.32	135	Vertical
2	148.340	-101.06	-67.25	-36.00	31.25	33.81	360	Vertical
3	346.220	-95.10	-62.29	-36.00	26.29	32.81	1	Vertical
4	1472.44	-52.53	-50.55	-30.00	20.55	1.98	310	Vertical
5	3848.76	-54.52	-47.60	-30.00	17.60	6.92	260	Vertical
6	7499.04	-57.77	-43.91	-30.00	13.91	13.86	360	Vertical



### Radiated spurious emissions LTE band 20 – H



NO.	Freq. [MHz]	Reading [dBm]	Level [dBm]	Limit [dBm]	Margin [dB]	Factor [dB]	Angle [°]	Polarity
1	77.5300	-101.27	-74.08	-36.00	38.08	27.19	7	Horizontal
2	351.070	-93.60	-60.38	-36.00	24.38	33.22	90	Horizontal
3	767.200	-101.37	-59.03	-36.00	23.03	42.34	350	Horizontal
4	2487.84	-54.09	-49.75	-30.00	19.75	4.34	248	Horizontal
5	5717.39	-55.00	-44.70	-30.00	14.70	10.30	65	Horizontal
6	9360.62	-58.42	-43.98	-30.00	13.98	14.44	73	Horizontal



Attestation of Global Compliance

Attestation of Global Compliance(Shenzhen)Co.,Ltd.

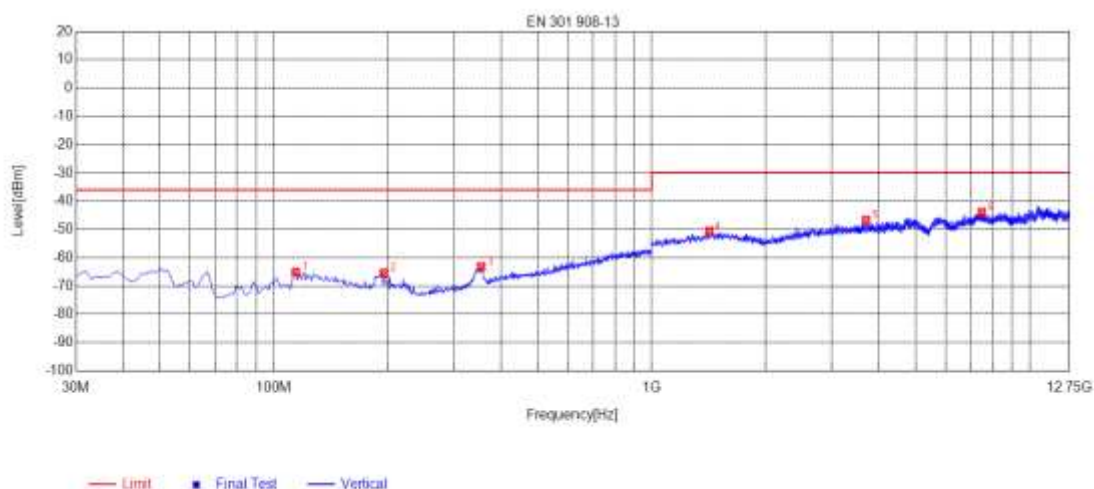
Add: 2/F., Building 2, Sanwei Chaxi Industrial Park, Sanwei Community,  
Hangcheng Street, Bao'an District, Shenzhen, Guangdong, China

Tel: +86-755 2523 4088

E-mail: agc@agc-cert.com

Service Hotline: 400 089 2118

### Radiated spurious emissions LTE band 20 – V



NO.	Freq. [MHz]	Reading [dBm]	Level [dBm]	Limit [dBm]	Margin [dB]	Factor [dB]	Angle [°]	Polarity
1	114.390	-97.10	-65.12	-36.00	29.12	31.98	1	Vertical
2	195.870	-93.14	-65.44	-36.00	29.44	27.70	19	Vertical
3	353.980	-96.35	-63.23	-36.00	27.23	33.12	61	Vertical
4	1420.73	-52.22	-50.59	-30.00	20.59	1.63	61	Vertical
5	3691.28	-53.24	-46.71	-30.00	16.71	6.53	19	Vertical
6	7468.49	-57.70	-43.95	-30.00	13.95	13.75	335	Vertical





## APPENDIX G: PHOTOGRAPHS OF TEST SETUP

### RADIATED SPURIOUS EMISSION TEST



RADIATED SPURIOUS EMISSION ABOVE 1G TEST



----END OF REPORT----